

Thirteen Moons On Turtle's Back

Instruction Guide



PACKAGE INCLUDES

- History
- Instructions
- Color and Label Sheet
- Moon Match Game
- 13 Moons Booklet

Illustrations and Text Copyright © 2013 Native Reflections. All rights reserved.

Written by Sandra Samatte & Illustrated by Julian Grafenauer

No part of this work covered by the copyrights hereon may be reproduced or used in any form or by any means - graphic or mechanical - without prior written permission of the publisher, Native Reflections Inc.

Brief History

To keep track of seasonal changes Native people would use the turtle's shell. The moon completes 13 lunar cycles between summers. It takes 28 days to go from full moon to full moon (one lunar cycle).

There are 13 large scutes or sections found on a turtle's inner shell. Surrounding them are 28 smaller scutes on the outer shell.


The turtle's shell became the first way of dating event for Native people. After each full moon a small scute was counted until the next full moon (28 days).

At the beginning of each moon stories would be told about the events that occurred since the last full moon. These stories would be passed down from generation to generation.

Each moon was given a name for an important event that occurred during its lunar cycle. Moon names vary from group to group due to differences in climate, terrain or important local events.



large moon scute




small number scute

Instructions

The turtle calendar is a simple way of tracking time, while keeping closely connected to Mother Earth.

Place a MONTHLY HEADER above the calendar.



Each moon cycle has 28 days. At the start of each moon (in this example Elder Moon) a monthly header is placed above the turtle, and a moon scute is added to the turtle's back. Each day a number scute is placed on the turtle's outer shell until the next moon (28 days).


To start the next moon remove the 28 number scutes and change the monthly header. Leave the current moon piece on the turtle's back and add the next moon piece (the goal is to cover the entire turtle's back with moon pieces). Begin placing the number scutes each day again starting at one.

Each day read the moon description, to remind students what occurs during that moon.



large turtle calendar

Color & Label Turtle



Name: _____

Moon Match Game

Instructions:

- Mix up and place Ojibwe Moon Cards & English Moon Cards on the floor.
 - Sitting in a circle have a child pick up an Ojibwe Moon Card and read it.
 - Have another child find its English match and read the card.
 - Continue until all cards have been matched.
- *You might also have the children find the cards in order beginning with the first moon.



My 13 Moon Booklet

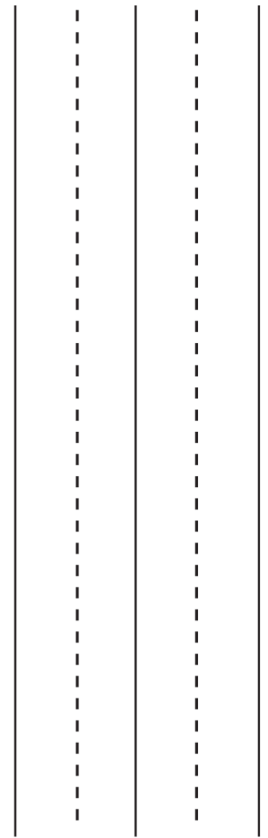

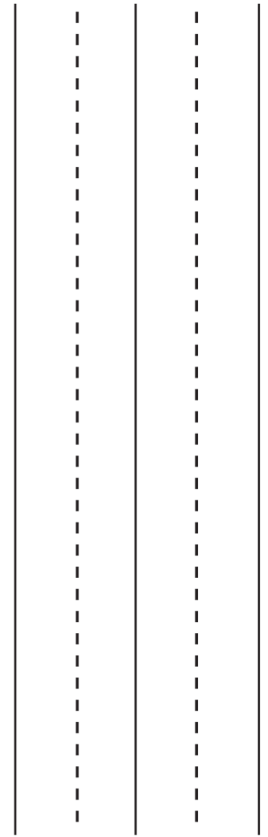

Create a 13 Moon Booklet for each child.
Let each child decorate their own cover labeling it,

“My 13 Moon Booklet”


Children will draw a picture in their moon booklets to represent something that takes place during this moon. They will label their picture in Ojibwe and English.

Moon Teachings:

Remember moons differ dependent on the area. The names of the moons and the stories that accompany them differ from one group to the next. However, all teachings are important and are to be respected.




My 13 Moon Booklet



Name: _____


Elder Moon - Gichi Giizis

The first moon of creation. A time when we ask Grandmother Moon for special guidance and protection throughout the winter.




Eagle Moon - Migizi Giizis

People that were blessed with bird names will feast and honor the return of the eagle. The eagle is the animal that is closest to the Creator.




Goose Moon - Nika Giizis

The return of the geese reveals to us that spring is on its way. The coming of this moon represents the beginning of a new year.




Frog Moon - Omaagaki Giizis

This Grandmother Moon brings warmth to Mother Earth and awakens all living creatures and plants. The frogs sing the welcoming songs of spring.




Budding Moon - Zaagibagnawi Giizis

Buds are opening on trees. Many flowers, shrubs and trees are beginning to bloom and summer is just around the corner.




Blossom Moon - Waabigwani Giizis

The trees have leaves again and flowers are in bloom. Summer and new plant life will cover Mother Earth.




Berry Moon - Miini Giizis

Gathering has begun. All berries are ripe and ready for picking. Preserving is important in this moon for the long winter ahead.




Harvest Moon - Manoominike Giizis

The harvest would begin in late summer. Working together promoted social interaction and provided a sense of community.




Fall Moon - Dagwaagi Giizis

Mother Earth's hair turns the color of the withering plant life. Creation prepares to endure the coming season of winter and the long sleep that it brings.




Migrating Moon - Bimaamowad Giizis

The weather begins to cool and the winged ones start to migrate south for the winter months.




Frost Moon - Gaashk'dini Giizis

Frost is making an appearance on the land. All Mother Earth's creatures and plant life are resting for the winter moons ahead.



Frozen Moon - Aagotinowi Giizis

The ice on lakes and rivers is frozen. This Grandmother Moon brings the winter solstice - the beginning of winter.



Spirit Moon - Manidoo Giizis

We give thanks to the Creator for all the gifts we have received throughout the year. We ask this Grandmother Moon to keep our families alive and safe.

