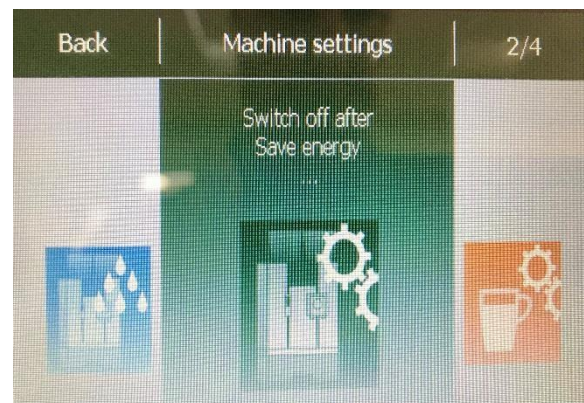
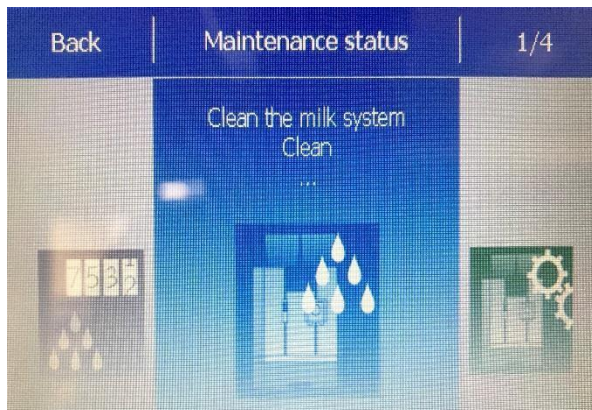


Menu options and locations on the new Giga X8 gen II.

Pressing P at the top left of the screen gives the 4 options below.

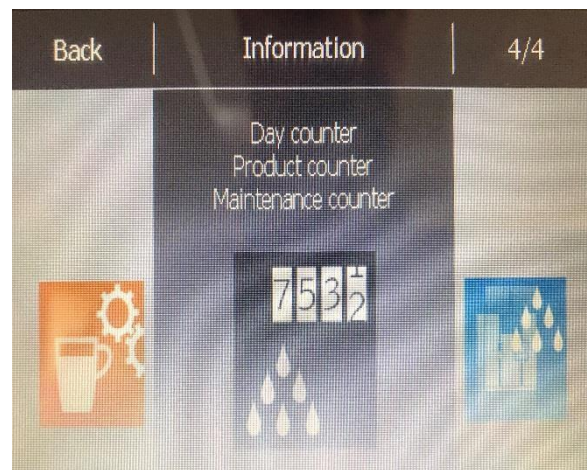
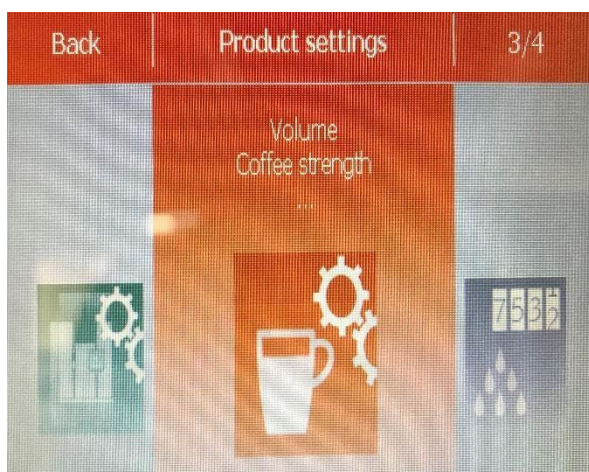
1 Maintenance status Blue.

2 Machine settings Green.



3 Product settings Orange

4 Information Grey



## 1, Maintenance status.



1, Clean the milk system.

2, Clean. (Coffee clean).

3, Change filter.

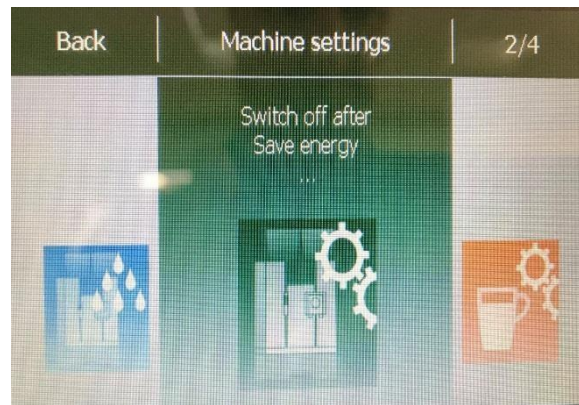
4, Descale.

5, Rinse. (Coffee rinse then Milk rinse in one process).

6, Lock display. (Allows the screen to be cleaned of fingerprints etc without making a product by mistake).

7, Maintenance information. (On screen guidelines on daily maintenance).

## 2, Machine settings



1, Switch off after.

2, Set time.

3, Set date.

4, Set timers for on/off on particular days.

5, Beans a la carte. (Grinder select on main screen).

6, Consistency of grind.

7, Energy save on or off.

8, Lock enable.

One off settings – Change strength/volume when dispensing.

Expert mode – Long press on screen to change settings disabled.

Prompt to save a setting if drink cancelled disabled.

Rotary selection – Turn off rotary dial.

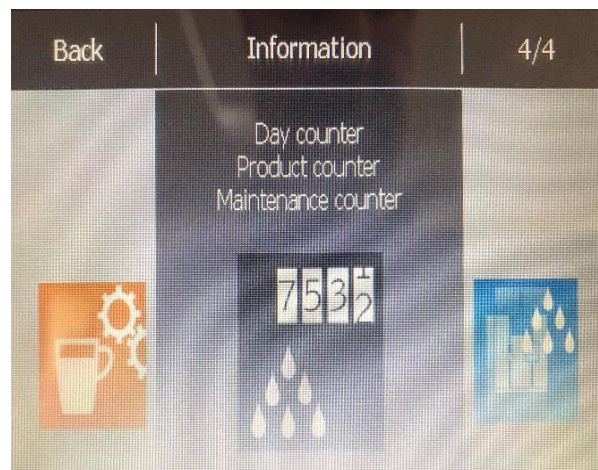
Alarm displays – Removes the text at the top centre of the screen indicating when a clean is required, the prompt will still appear to clean when the machine is switching off.

The text obscures the filter and Bluetooth symbol when on screen, the customer can still see cleaning is

required as the maintenance (rain drops) symbol is red at the top of the screen.

- 9, Reset machine to factory settings.
- 10, Units ml or oz.
- 11, Time format 24hr or AM/PM.
- 12, Brightness of the screen.
- 13, Water hardness.
- 14, Language.
- 15, Bluetooth activation for an accessory.
- 16, Bluetooth disconnect accessories.
- 17, Empty system.
- 18, Software version.

### 3, Product settings.



Product settings. ( Strength/volume/temp etc).

Product name.

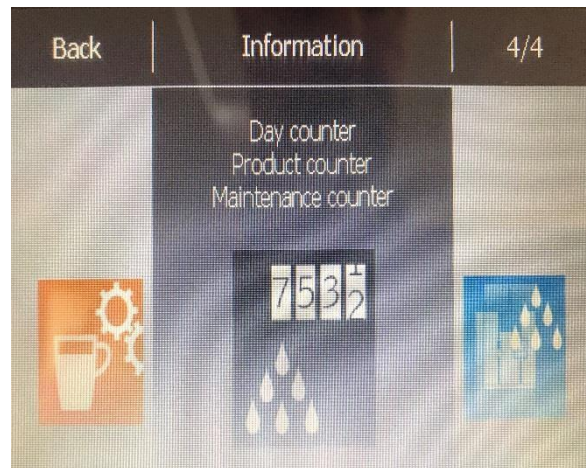
Delete.

Replace product.

Copy product.

Double product.

\*\* See Dave re adjusting rotary dial product settings, Jura CH advising. \*\* 4, Information.



1, Product counter.

2, Day counter.

3, Maintenance counter.

.