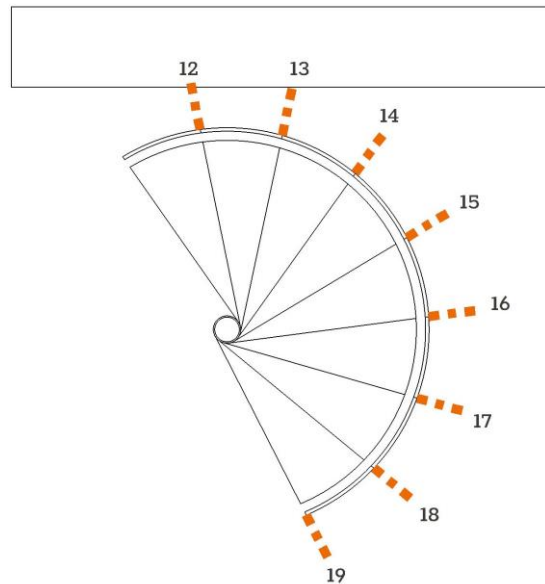
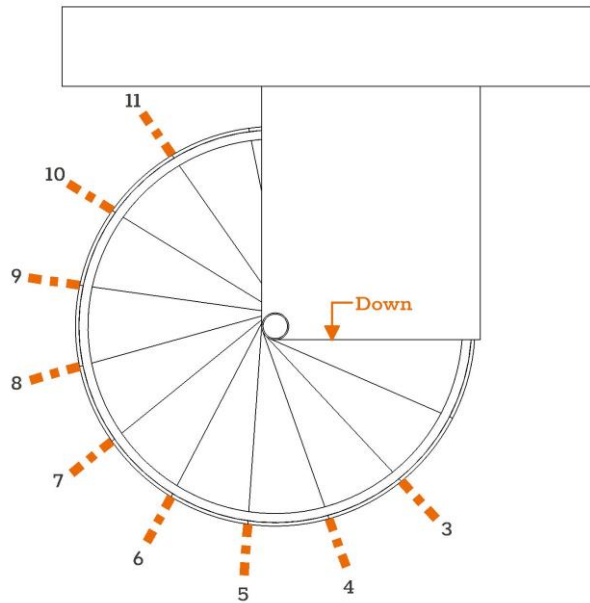


QStairs – Technical Layout Diagrams

This document gives an indication of where you would step on and off one of our spiral staircases depending on the height, landing and direction.



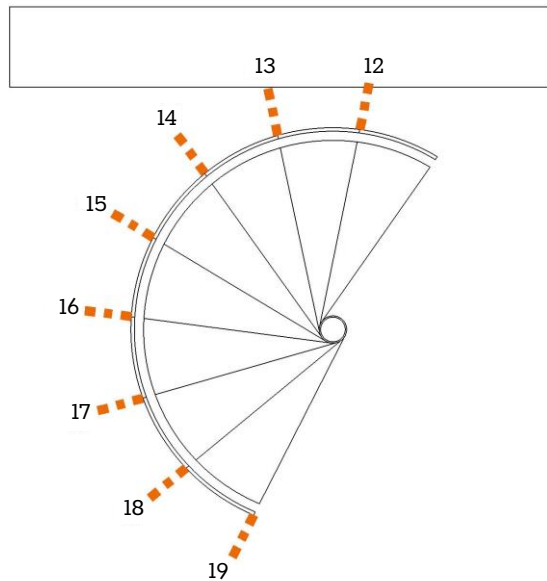
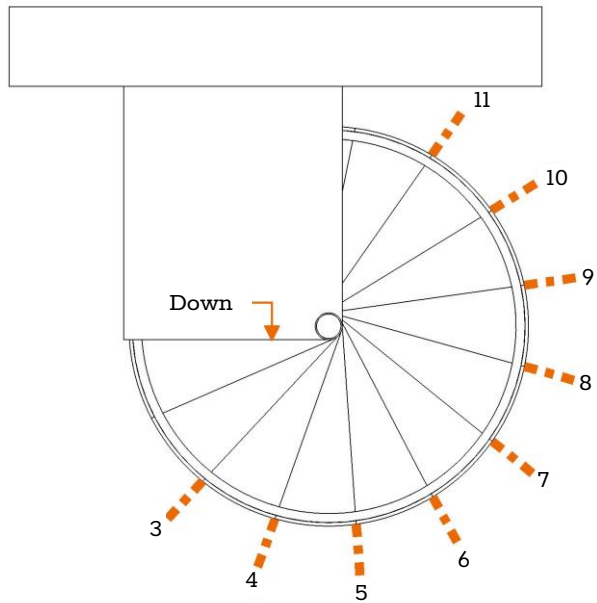
Square Landing - Rising Anti-clock



Floor to Floor	Base of Stair Position
0.6m – 0.8m	3
0.8m – 1.0m	4
1.0m – 1.2m	5
1.2m – 1.4m	6
1.4m – 1.6m	7
1.6m – 1.8m	8
1.8m – 2.0m	9
2.0m – 2.2m	10
2.2m – 2.4m	11
2.4m – 2.6m	12
2.6m – 2.8m	13
2.8m – 3.0m	14
3.0m – 3.2m	15
3.2m – 3.4m	16
3.4m – 3.6m	17
3.6m – 3.8m	18
3.8m – 4.0m	19

Approximate Positions

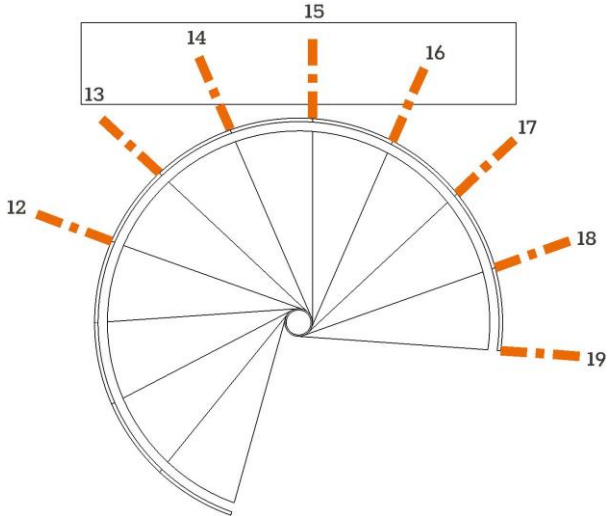
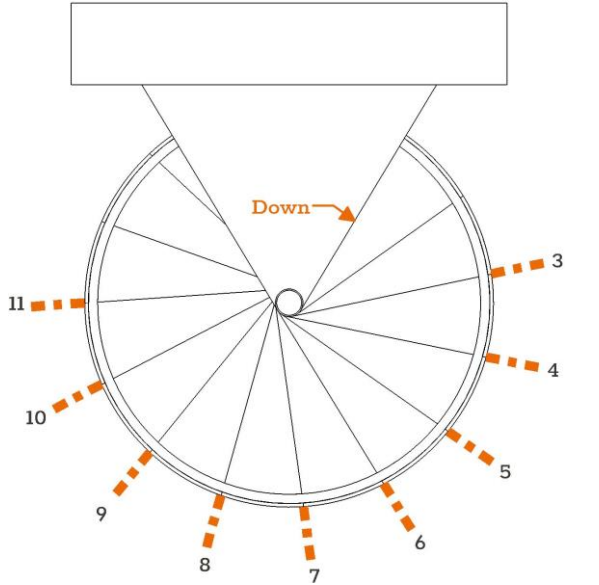
Square Landing - Rising Clockwise



Floor to Floor	Base of Stair Position
0.6m – 0.8m	3
0.8m – 1.0m	4
1.0m – 1.2m	5
1.2m – 1.4m	6
1.4m – 1.6m	7
1.6m – 1.8m	8
1.8m – 2.0m	9
2.0m – 2.2m	10
2.2m – 2.4m	11
2.4m – 2.6m	12
2.6m – 2.8m	13
2.8m – 3.0m	14
3.0m – 3.2m	15
3.2m – 3.4m	16
3.4m – 3.6m	17
3.6m – 3.8m	18
3.8m – 4.0m	19

Approximate Positions

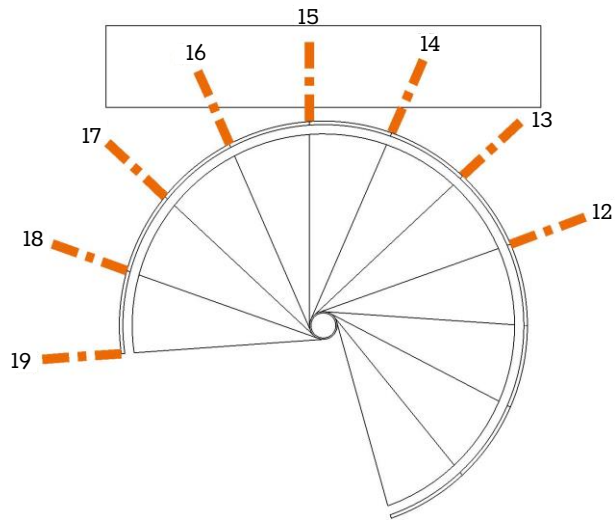
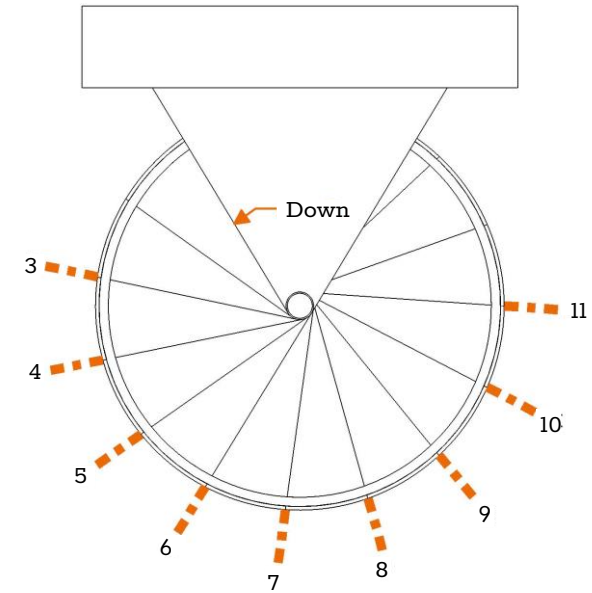
Triangle Landing - Rising Anti-clock



Floor to Floor	Base of Stair Position
0.6m – 0.8m	3
0.8m – 1.0m	4
1.0m – 1.2m	5
1.2m – 1.4m	6
1.4m – 1.6m	7
1.6m – 1.8m	8
1.8m – 2.0m	9
2.0m – 2.2m	10
2.2m – 2.4m	11
2.4m – 2.6m	12
2.6m – 2.8m	13
2.8m – 3.0m	14
3.0m – 3.2m	15
3.2m – 3.4m	16
3.4m – 3.6m	17
3.6m – 3.8m	18
3.8m – 4.0m	19

Approximate Positions

Triangle Landing - Rising Clockwise



Floor to Floor	Base of Stair Position
0.6m – 0.8m	3
0.8m – 1.0m	4
1.0m – 1.2m	5
1.2m – 1.4m	6
1.4m – 1.6m	7
1.6m – 1.8m	8
1.8m – 2.0m	9
2.0m – 2.2m	10
2.2m – 2.4m	11
2.4m – 2.6m	12
2.6m – 2.8m	13
2.8m – 3.0m	14
3.0m – 3.2m	15
3.2m – 3.4m	16
3.4m – 3.6m	17
3.6m – 3.8m	18
3.8m – 4.0m	19

Approximate Positions