

PharmLabs San Diego Certificate of Analysis

3421 Hancock St, Second Floor, San Diego, CA 92110 | License: C8-000098-LIC
ISO/IEC 17025:2017 Acc. L17-427-1 #85368



Sample **Sour Berry**

Sample ID	SD230829-014 (83452)	Matrix	Edible (Other Cannabis Good)
Tested for	Exodus Hemp LLC		
Sampled	-	Received	Aug 28, 2023
Analyses executed	FP-NI20	Unit Mass (g)	95.8
		Num. of Servings	20
		Reported	Sep 06, 2023
		Serving Size (g)	4.79

Laboratory note: The estimated concentration of the unknown peak in the sample is 0.96% | Currently PharmLabs laboratory can not confirm an unidentified peak in your chromatogram due to interference (only with highly concentrated D8 products) from which we believe to be either (+)-8-THC or d9-THC. At this time there are no reference standards available for (+)-8-THC. (+)-8-THC is a different compound from the main (-)-8-THC cannabinoid and, therefore, these two compounds may have different efficacies. Using the most advanced instruments and techniques available, the separation of (+)-8-THC and d9-THC is problematic for the scientific community as a whole. PharmLabs believes the unidentified peak to be a combination of (+)-8-THC and d9-THC with the majority, if not all, of the concentration being (+)-8-THC. Total (+/-) D8 Concentration is estimated to be: 6.32%

CANX - Cannabinoids Analysis

Analyzed Aug 30, 2023 | Instrument HPLC-VWD | Method
The expanded Uncertainty of the Cannabinoid analysis is approximately **±7.806%** at the 95% Confidence Level

Analyte	LOD mg/g	LOQ mg/g	Result %	Result mg/g	Result mg/Serving	Result mg/Unit
11-Hydroxy-Δ8-Tetrahydrocannabinol (11-Hyd-Δ8-THCV)	0.013	0.041	ND	ND	ND	ND
Cannabidiol (CBD)	0.002	0.007	ND	ND	ND	ND
Abnormal Cannabidiol (a-CBD)	0.01	0.031	ND	ND	ND	ND
(+/-)-9B-Hydroxy-Hexahydrocannabinol (9b-HHC)	0.012	0.036	ND	ND	ND	ND
11-Hydroxy-Δ8-Tetrahydrocannabinol (11-Hyd-Δ8-THC)	0.007	0.021	ND	ND	ND	ND
Cannabidiolic Acid (CBDA)	0.001	0.16	ND	ND	ND	ND
Cannabigerol Acid (CBGA)	0.001	0.16	ND	ND	ND	ND
Cannabigerol (CBG)	0.001	0.16	ND	ND	ND	ND
Cannabidiol (CBD)	0.001	0.16	ND	ND	ND	ND
1(S)-THD (s-THD)	0.013	0.041	ND	ND	ND	ND
1(R)-THD (r-THD)	0.025	0.075	ND	ND	ND	ND
Tetrahydrocannabinol (THC)	0.001	0.16	ND	ND	ND	ND
Δ8-tetrahydrocannabinol (Δ8-THCV)	0.021	0.064	ND	ND	ND	ND
Cannabidihexol (CBDH)	0.005	0.16	ND	ND	ND	ND
Tetrahydrocannabinol (Δ9-THCB)	0.013	0.038	ND	ND	ND	ND
Cannabinol (CBN)	0.001	0.16	0.08	0.75	3.59	71.85
Cannabiphoral (CBDP)	0.015	0.047	ND	ND	ND	ND
exo-THC (exo-THC)	0.005	0.16	ND	ND	ND	ND
Tetrahydrocannabinol (Δ9-THC)	0.003	0.16	UI	UI	UI	UI
Δ8-tetrahydrocannabinol (Δ8-THC)	0.004	0.16	6.32	63.20	302.73	6054.56
(6aR,9S)-Δ10-Tetrahydrocannabinol ((6aR,9S)-Δ10)	0.015	0.16	ND	ND	ND	ND
Hexahydrocannabinol (S Isomer) (9s-HHC)	0.017	0.16	ND	ND	ND	ND
(6aR,9R)-Δ10-Tetrahydrocannabinol ((6aR,9R)-Δ10)	0.007	0.16	ND	ND	ND	ND
Hexahydrocannabinol (R Isomer) (9r-HHC)	0.016	0.16	ND	ND	ND	ND
Tetrahydrocannabinolic Acid (THCA)	0.001	0.16	ND	ND	ND	ND
Δ9-Tetrahydrocannabinol (Δ9-THCH)	0.024	0.071	ND	ND	ND	ND
Cannabinol Acetate (CBNO)	0.014	0.043	ND	ND	ND	ND
Δ9-Tetrahydrocannabinol (Δ9-THCP)	0.017	0.16	ND	ND	ND	ND
Δ8-Tetrahydrocannabinol (Δ8-THCP)	0.041	0.16	ND	ND	ND	ND
Cannabicitran (CBT)	0.005	0.16	ND	ND	ND	ND
Δ8-THC-O-acetate (Δ8-THCO)	0.076	0.16	ND	ND	ND	ND
9(S)-HHCP (s-HHCP)	0.031	0.094	ND	ND	ND	ND
Δ9-THC-O-acetate (Δ9-THCO)	0.066	0.16	ND	ND	ND	ND
9(R)-HHCP (r-HHCP)	0.026	0.079	ND	ND	ND	ND
9(S)-HHC-O-acetate (s-HHCO)	0.005	0.16	ND	ND	ND	ND
9(R)-HHC-O-acetate (r-HHCO)	0.008	0.025	ND	ND	ND	ND
3-octyl-Δ8-Tetrahydrocannabinol (Δ8-THC-C8)	0.067	0.204	ND	ND	ND	ND
Δ9-THC methyl ether (Δ9-MeO-THC)			NT	NT	NT	NT
Total THC (THCa * 0.877 + Δ9THC)			ND	ND	ND	ND
Total THC + Δ8THC + Δ10THC (THCa * 0.877 + Δ9THC + Δ8THC + Δ10THC)			6.32	63.20	302.73	6054.56
Total CBD (CBDA * 0.877 + CBD)			ND	ND	ND	ND
Total CBG (CBGA * 0.877 + CBG)			ND	ND	ND	ND
Total HHC (9r-HHC + 9s-HHC)			ND	ND	ND	ND
Total Cannabinoids			6.40	63.95	306.32	6126.41

HME - Heavy Metals Analysis

Analyzed Aug 30, 2023 | Instrument ICP/MSMS | Method SOP-005

Analyte	LOD ug/g	LOQ ug/g	Result ug/g	Limit ug/g
Arsenic (As)	0.0009	0.0027	0.00	1.5
Cadmium (Cd)	0.0005	0.0015	0.00	0.5
Mercury (Hg)	0.0058	0.0174	ND	3
Lead (Pb)	0.0006	0.0018	0.00	0.5
Nickel (Ni)	6.0e-05	0.0002	ND	

UI Unidentified
ND Not Detected
N/A Not Applicable
NT Not Reported
LOD Limit of Detection
LOQ Limit of Quantification
<LOQ Detected
>ULOL Above upper limit of linearity
CFU/g Colony Forming Units per 1 gram
TNTC Too Numerous to Count



Scan the QR code to verify authenticity.

Authorized Signature

Brandon Starr

Brandon Starr, Lab Manager
Wed, 06 Sep 2023 15:44:03 -0700

PharmLabs San Diego | 3421 Hancock St, Second Floor, San Diego, CA 92110 | 619.356.0898 | ISO/IEC 17025:2017 Acc. L17-427-1

*This report shall not be reproduced except in full, without the written approval of the lab. This report is for informational purposes only and should not be used to diagnose, treat or prevent any disease. Results are only for samples and batches indicated. Results are reported on an "as received" basis, unless indicated otherwise. When a Pass/Fail status is reported, that status is intended to be in accordance with federal, state and local laws which are required for the customer to be in compliance. The measurement of uncertainty is not included in the Pass/Fail evaluation unless explicitly required by federal, state or local laws and has been reported on the certificate of analysis. Measurement of uncertainty is available upon request.



MIBNIG - Microbial Analysis

Analyzed Aug 31, 2023 | Instrument Plating | Method SOP-007

Analyte	Result CFU/g	Limit	Analyte	Result CFU/g	Limit
Shiga toxin-producing Escherichia Coli	ND	ND per 1 gram	Salmonella spp.	ND	ND per 1 gram

MTO - Mycotoxin Analysis

Analyzed Aug 31, 2023 | Instrument LC/MSMS | Method SOP-004

Analyte	LOD ug/kg	LOQ ug/kg	Result ug/kg (ppb)	Limit ug/kg	Analyte	LOD ug/kg	LOQ ug/kg	Result ug/kg (ppb)	Limit ug/kg
Ochratoxin A	5.0	20.0	ND	20	Aflatoxin B1	2.5	5.0	ND	-
Aflatoxin B2	2.5	5.0	ND	-	Aflatoxin G1	2.5	5.0	ND	-
Aflatoxin G2	2.5	5.0	ND	-	Total Aflatoxins	10.0	20.0	ND	20

UI Unidentified
 ND Not Detected
 N/A Not Applicable
 NT Not Reported
 LOD Limit of Detection
 LOQ Limit of Quantification
 <LOQ Detected
 >ULOL Above upper limit of linearity
 CFU/g Colony Forming Units per 1 gram
 TNTC Too Numerous to Count



Scan the QR code to verify authenticity.

Authorized Signature

Brandon Starr

Brandon Starr, Lab Manager
 Wed, 06 Sep 2023 15:44:03 -0700

PharmLabs San Diego | 3421 Hancock St, Second Floor, San Diego, CA 92110 | 619.356.0898 | ISO/IEC 17025:2017 Acc. L17-427-1

*This report shall not be reproduced except in full, without the written approval of the lab. This report is for informational purposes only and should not be used to diagnose, treat or prevent any disease. Results are only for samples and batches indicated. Results are reported on an "as received" basis, unless indicated otherwise. When a Pass/Fail status is reported, that status is intended to be in accordance with federal, state and local laws which are required for the customer to be in compliance. The measurement of uncertainty is not included in the Pass/Fail evaluation unless explicitly required by federal, state or local laws and has been reported on the certificate of analysis. Measurement of uncertainty is available upon request.

PES - Pesticides Analysis

Analyzed Aug 31, 2023 | Instrument LC/MSMS GC/MSMS | Method SOP-003

Analyte	LOD ug/g	LOQ ug/g	Result ug/g	Limit ug/g	Analyte	LOD ug/g	LOQ ug/g	Result ug/g	Limit ug/g
Aldicarb	0.0078	0.02	ND	0.0078	Carbofuran	0.01	0.02	ND	0.01
Dimethoate	0.01	0.02	ND	0.01	Etofenprox	0.02	0.1	ND	0.02
Fenoxycarb	0.01	0.02	ND	0.01	Thiachloprid	0.01	0.02	ND	0.01
Daminozide	0.01	0.03	ND	0.01	Dichlorvos	0.02	0.07	ND	0.02
Imazail	0.02	0.07	ND	0.02	Methiocarb	0.01	0.02	ND	0.01
Spiroxamine	0.01	0.02	ND	0.01	Coumaphos	0.01	0.02	ND	0.01
Fipronil	0.01	0.1	ND	0.01	Paclbutrazol	0.01	0.03	ND	0.01
Chlorpyrifos	0.01	0.04	ND	0.01	Ethoprophos (Prophos)	0.01	0.02	ND	0.01
Baygon (Propoxur)	0.01	0.02	ND	0.01	Chlordane	0.04	0.1	ND	0.04
Chlorfenapyr	0.03	0.1	ND	0.03	Methyl Parathion	0.02	0.1	ND	0.02
Mevinphos	0.05	0.08	ND	0.03	Abamectin	0.03	0.08	ND	0.3
Acephate	0.02	0.05	ND	5	Acetamidprid	0.01	0.05	ND	5
Azoxystrobin	0.01	0.02	ND	40	Bifenazate	0.01	0.05	ND	5
Bifenthrin	0.02	0.35	ND	0.5	Boscalid	0.01	0.03	ND	10
Carbaryl	0.01	0.02	ND	0.5	Chlorantraniliprole	0.01	0.04	ND	40
Clofentezine	0.01	0.03	ND	0.5	Diazinon	0.01	0.02	ND	0.2
Dimethomorph	0.02	0.06	ND	20	Etoxazole	0.01	0.05	ND	1.5
Fenpyroximate	0.02	0.1	ND	2	Fonicamid	0.01	0.02	ND	2
Fludioxonil	0.01	0.05	ND	30	Hexythiazox	0.01	0.03	ND	2
Imidacloprid	0.01	0.05	ND	3	Kresoxim-methyl	0.01	0.03	ND	1
Malathion	0.01	0.05	ND	5	Metalaxyl	0.01	0.02	ND	15
Methomyl	0.02	0.05	ND	0.1	Myclobutanil	0.02	0.07	ND	9
Naled	0.01	0.02	ND	0.5	Oxamyl	0.01	0.02	ND	0.2
Permethrin	0.01	0.02	ND	20	Phosmet	0.01	0.02	ND	0.2
Piperonyl Butoxide	0.02	0.06	ND	8	Propiconazole	0.03	0.08	ND	20
Prallethrin	0.02	0.05	ND	0.4	Pyrethrin	0.05	0.41	ND	1
Pyridaben	0.02	0.07	ND	3	Spinosad A	0.01	0.05	ND	3
Spinosad D	0.01	0.05	ND	3	Spiromesifen	0.02	0.06	ND	12
Spirotetramat	0.01	0.02	ND	13	Tebuconazole	0.01	0.02	ND	2
Thiamethoxam	0.01	0.02	ND	4.5	Trifloxystrobin	0.01	0.02	ND	30
Acequinocyl	0.02	0.09	ND	4	Captan	0.01	0.02	ND	5
Cypermethrin	0.02	0.1	ND	1	Cyfluthrin	0.04	0.1	ND	1
Fenhexamid	0.02	0.07	ND	10	Spinetoram J.L	0.02	0.07	ND	3
Pentachloronitrobenzene	0.01	0.1	ND	0.2					

RES - Residual Solvents Analysis

Analyzed Aug 31, 2023 | Instrument GC/FID with Headspace Analyzer | Method SOP-006

Analyte	LOD ug/g	LOQ ug/g	Result ug/g	Limit ug/g	Analyte	LOD ug/g	LOQ ug/g	Result ug/g	Limit ug/g
Propane (Prop)	0.4	40.0	ND	40.0	Butane (But)	0.4	40.0	ND	40.0
Methanol (Metha)	0.4	40.0	ND	40.0	Ethylene Oxide (EthOx)	0.4	0.8	<LOQ	0.8
Pentane (Pen)	0.4	40.0	ND	40.0	Ethanol (Ethanol)	0.4	40.0	ND	40.0
Ethyl Ether (EthEt)	0.4	40.0	ND	40.0	Acetone (Acet)	0.4	40.0	ND	40.0
Isopropanol (2-Pro)	0.4	40.0	ND	40.0	Acetonitrile (Acetonit)	0.4	40.0	ND	40.0
Methylene Chloride (MetCh)	0.4	0.8	ND	0.8	Hexane (Hex)	0.4	40.0	ND	40.0
Ethyl Acetate (EthAc)	0.4	40.0	ND	40.0	Chloroform (Clo)	0.4	0.8	ND	0.8
Benzene (Ben)	0.4	0.8	ND	0.8	1,2-Dichloroethane (12-Dich)	0.4	0.8	ND	0.8
Heptane (Hep)	0.4	40.0	ND	40.0	Trichloroethylene (TriClIEth)	0.4	0.8	ND	0.8
Toluene (Toluene)	0.4	40.0	ND	40.0	Xylenes (Xyl)	0.4	40.0	ND	40.0

FVI - Filth & Foreign Material Inspection Analysis

Analyzed Aug 29, 2023 | Instrument Microscope | Method SOP-010

Analyte / Limit	Result	Analyte / Limit	Result
> 1/4 of the total sample area covered by sand, soil, cinders, or dirt	ND	> 1/4 of the total sample area covered by mold	ND
> 1 insect fragment, 1 hair, or 1 count mammalian excreta per 3g	ND	> 1/4 of the total sample area covered by an imbedded foreign material	ND

MWA - Moisture Content & Water Activity Analysis

Analyzed Aug 29, 2023 | Instrument Chilled-mirror Dewpoint and Capacitance | Method SOP-008

Analyte	Result	Limit	Analyte	Result	Limit
Moisture (Moi)	10.4 % Mw	13 % Mw	Water Activity (WA)	0.67 a _w	0.85 a _w

UJ Unidentified
 ND Not Detected
 N/A Not Applicable
 NT Not Reported
 LOD Limit of Detection
 LOQ Limit of Quantification
 <LOQ Detected
 >ULOL Above upper limit of linearity
 CFU/g Colony Forming Units per 1 gram
 TNTC Too Numerous to Count



Scan the QR code to verify authenticity.

Authorized Signature

Brandon Starr

Brandon Starr, Lab Manager
 Wed, 06 Sep 2023 15:44:03 -0700

PharmLabs San Diego | 3421 Hancock St, Second Floor, San Diego, CA 92110 | 619.356.0898 | ISO/IEC 17025:2017 Acc. L17-427-1

*This report shall not be reproduced except in full, without the written approval of the lab. This report is for informational purposes only and should not be used to diagnose, treat or prevent any disease. Results are only for samples and batches indicated. Results are reported on an "as received" basis, unless indicated otherwise. When a Pass/Fail status is reported, that status is intended to be in accordance with federal, state and local laws which are required for the customer to be in compliance. The measurement of uncertainty is not included in the Pass/Fail evaluation unless explicitly required by federal, state or local laws and has been reported on the certificate of analysis. Measurement of uncertainty is available upon request.



Exodus - Strawberry

Sample ID: 2401EXL0062.0344

Strain: Strawberry

Matrix: Ingestible

Type: Soft Chew

Sample Size: ; Batch:

Produced:

Collected: 01/10/2024

Received: 01/11/2024

Completed: 01/15/2024

Batch#:

Client

Exodus

Lic. #

1920 E Warner Ave

Santa Ana, CA 92705



Summary

Test	Date Tested	Result
Batch		Pass
Cannabinoids	01/12/2024	Complete
Heavy Metals	01/12/2024	Pass
Microbials	01/15/2024	Pass
Mycotoxins	01/15/2024	Pass
GCMS Pesticides	01/15/2024	Pass
LCMS Pesticides	01/15/2024	Pass
Residual Solvents	01/12/2024	Pass
Water Activity	01/12/2024	0.43 aw - Pass

Cannabinoids

Complete

259.881 mg/serving	ND	379.731 mg/serving
Total THC	Total CBD	Total Cannabinoids

Analyte	LOD	LOQ	Result	Result	Result	Result
	mg/g	mg/g	%	mg/g	mg/serving	mg/package
CBC	0.125	0.250	ND	ND	ND	ND
CBD	0.125	0.250	ND	ND	ND	ND
CBDa	0.125	0.250	ND	ND	ND	ND
CBDV	0.125	1.000	ND	ND	ND	ND
CBDVa	0.257	0.780	ND	ND	ND	ND
CBG	0.125	0.500	ND	ND	ND	ND
CBGa	0.125	0.250	ND	ND	ND	ND
CBN	0.125	0.250	ND	ND	ND	ND
Δ8-THC	0.125	0.500	5.5560	55.560	255.575	5111.508
Δ9-THC	0.125	0.500	ND	ND	ND	ND
THCa	0.250	0.500	0.1067	1.067	4.910	98.195
THC-b	0.257	0.780	<LOQ	<LOQ	<LOQ	<LOQ
THCV	0.250	0.500	1.2735	12.735	58.581	1171.616
Total THC			5.650	56.496	259.881	5197.625
Total CBD			ND	ND	ND	ND
Total CBG			0.000	0.000	0.000	0.000
Total			8.255	82.550	379.731	7594.619

Date Tested: 01/12/2024

Total THC = THCa * 0.877 + Δ9-THC; Total CBD = CBDa * 0.877 + CBD; Total CBG = CBGa * 0.877 + CBG.

Total Cannabinoids = Total THC + Total CBD + Total CBG + minor cannabinoids.

Cannabinoids: HPLC, CAN-SOP-001

Water Activity: Water Activity Meter, WA-SOP-001

Moisture Content: Moisture Analyzer, MO-SOP-001

Foreign Matter: Visual Inspection, FM-SOP-001



Dr. Jerry White PhD Bryan Zahakaylo

Jerry White, PhD
Chief Scientific Officer
01/15/2024

Bryan Zahakaylo
Analyst
01/15/2024

Confident LIMS
All Rights Reserved
coa.support@confidentlims.com
(866) 506-5866
www.confidentlims.com



ND = Not Detected, NR = Not Reported, LOD = Limit of Detection, LOQ = Limit of Quantitation. This product has been tested by Excelbis Labs LLC using valid testing methodologies and a quality system as required by state law. All LQC samples were performed and met the prescribed acceptance criteria in 16 CCR section 5730, pursuant to 16 CCR section 5726(e)(13). Values reported relate only to the product tested. Excelbis Labs LLC makes no claims as to the efficacy, safety or other risks associated with any detected or non-detected levels of any compounds reported herein. This Certificate shall not be reproduced except in full, without the written approval of Excelbis Labs LLC.



Excelbis Labs
1920 E Warner Avenue
Santa Ana, CA 92705

(714) 340-7099
http://excelbislabs.com
Lic# C8-0000059-LIC

Exodus - Strawberry

Sample ID: 2401EXL0062.0344

Strain: Strawberry

Matrix: Ingestible

Type: Soft Chew

Sample Size: ; Batch:

Produced:

Collected: 01/10/2024

Received: 01/11/2024

Completed: 01/15/2024

Batch#:

Client

Exodus

Lic. #

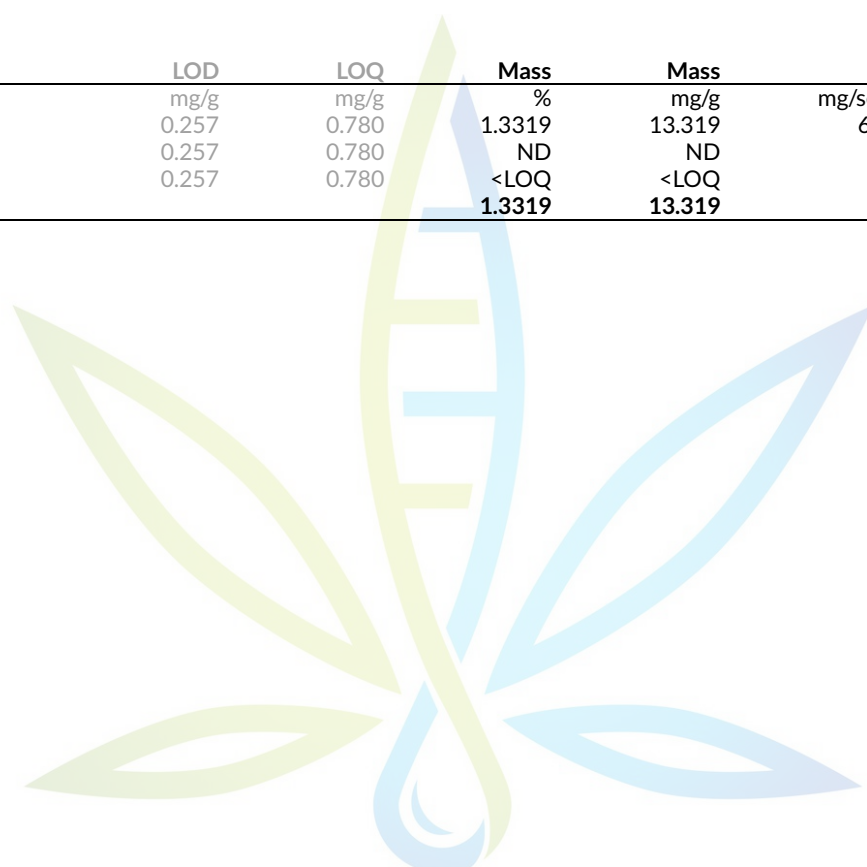
1920 E Warner Ave

Santa Ana, CA 92705

Cannabinoids

Complete

Analyte	LOD	LOQ	Mass	Mass	Mass	Mass
	mg/g	mg/g	%	mg/g	mg/serving	mg/container
HHC	0.257	0.780	1.3319	13.319	61.269	1225.378
THCp	0.257	0.780	ND	ND	ND	ND
THC-b	0.257	0.780	<LOQ	<LOQ	<LOQ	<LOQ
Total			1.3319	13.319		



EXCELBIS

Total THC = THCa * 0.877 + Δ9-THC; Total CBD = CBDa * 0.877 + CBD; Total CBG = CBGa * 0.877 + CBG.
Total Cannabinoids = Total THC + Total CBD + Total CBG + minor cannabinoids.

Cannabinoids: HPLC, CAN-SOP-001

Water Activity: Water Activity Meter, WA-SOP-001

Moisture Content: Moisture Analyzer, MO-SOP-001

Foreign Matter: Visual Inspection, FM-SOP-001

L A B S



Dr. Jerry White PhD Bryan Zahakaylo

Jerry White, PhD
Chief Scientific Officer
01/15/2024

Bryan Zahakaylo
Analyst
01/15/2024

Confident LIMS
All Rights Reserved
coa.support@confidentlims.com
(866) 506-5866
www.confidentlims.com



ND = Not Detected, NR = Not Reported, LOD = Limit of Detection, LOQ = Limit of Quantitation. This product has been tested by Excelbis Labs LLC using valid testing methodologies and a quality system as required by state law. All LQC samples were performed and met the prescribed acceptance criteria in 16 CCR section 5730, pursuant to 16 CCR section 5726(e)(13). Values reported relate only to the product tested. Excelbis Labs LLC makes no claims as to the efficacy, safety or other risks associated with any detected or non-detected levels of any compounds reported herein. This Certificate shall not be reproduced except in full, without the written approval of Excelbis Labs LLC.



Exodus - Strawberry

Sample ID: 2401EXL0062.0344

Strain: Strawberry

Matrix: Ingestible

Type: Soft Chew

Sample Size: ; Batch:

Produced:

Collected: 01/10/2024

Received: 01/11/2024

Completed: 01/15/2024

Batch#:

Client

Exodus

Lic. #

1920 E Warner Ave

Santa Ana, CA 92705

GC Pesticides

Pass

Analyte	LOD	LOQ	Limit	Mass	Status
	µg/g	µg/g	µg/g	µg/g	
Captan	0.231	0.7	0.7	ND	Pass
Chlordane (trans + cis)	0.0116	0.035	0.0116	ND	Pass
Chlorfenapyr	0.0058	0.0175	0.0058	ND	Pass
Cyfluthrin	0.0231	0.07	2	ND	Pass
Cypermethrin	0.0231	0.07	1	ND	Pass
Parathion Methyl	0.0058	0.0175	0.0058	ND	Pass
Pentachloronitrobenzene (Quintozene)	0.0231	0.07	0.1	ND	Pass

Mycotoxins

Pass

Analytes	LOD	LOQ	Limit	Conc.	Status
	PPB	PPB	PPB	PPB	
Aflatoxin B1	1.7000	5.0000		ND	Tested
Aflatoxin B2	1.7000	5.0000		ND	Tested
Aflatoxin G1	1.7000	5.0000		ND	Tested
Aflatoxin G2	1.7000	5.0000		ND	Tested
Ochratoxin A	6.6000	20.0000	20	ND	Pass
Total Aflatoxins			20	ND	Pass

Microbials

Pass

Analyte	Limit	Detected / Not Detected	Status
	RFU/g	RFU/g	
Shiga toxin-producing E. Coli	0	Not Detected	Pass
Salmonella SPP	0	Not Detected	Pass

Heavy Metals

Pass

Analyte	LOD	LOQ	Limit	Conc.	Status
	PPM	PPM	PPM	PPM	
Arsenic	0.0165	0.05	0.2	ND	Pass
Cadmium	0.0165	0.05	0.2	ND	Pass
Lead	0.0413	0.125	0.5	ND	Pass
Mercury	0.0033	0.01	0.1	ND	Pass

GCMS Date Tested: 01/15/2024

Pesticides: GC-MS/MS, GCMS Method GCP-SOP-001

LCMS Date Tested: 01/15/2024

Mycotoxins Footnote: Mycotoxins: LC-MS/MS, LCMS Method LCP-SOP-001

Microbial Date Tested: 01/15/2024

Microbials Footnote: Microbial: PCR-SOP-001

RFU = Relative Fluorescence Units

Heavy Metals Date Tested: 01/12/2024

Heavy Metals: Heavy Metals: ICP-MS, HM-SOP-001



Dr. Jerry White PhD Bryan Zahakaylo

Jerry White, PhD
Chief Scientific Officer
01/15/2024

Bryan Zahakaylo
Analyst
01/15/2024

Confident LIMS
All Rights Reserved
coa.support@confidentlims.com
(866) 506-5866
www.confidentlims.com





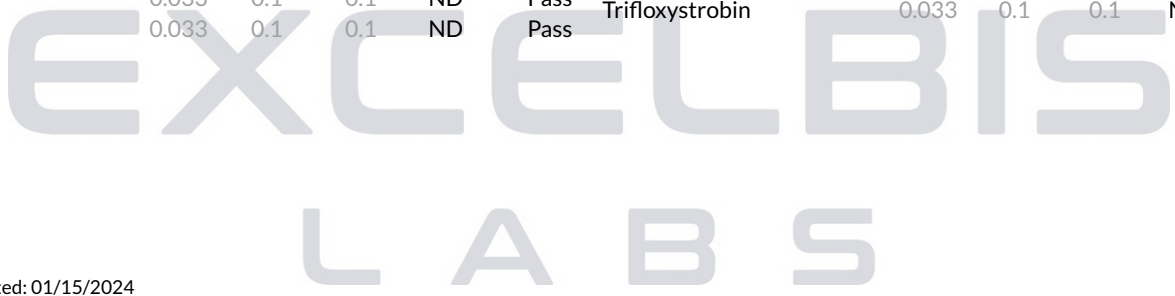
Exodus - Strawberry

Sample ID: 2401EXL0062.0344	Produced:	Client
Strain: Strawberry	Collected: 01/10/2024	Exodus
Matrix: Ingestible	Received: 01/11/2024	Lic. #
Type: Soft Chew	Completed: 01/15/2024	1920 E Warner Ave
Sample Size: ; Batch:	Batch#:	Santa Ana, CA 92705

LC Pesticides

Pass

Analyte	LOD	LOQ	Limit	Mass	Status	Analyte	LOD	LOQ	Limit	Mass	Status
	µg/g	µg/g	µg/g	µg/g			µg/g	µg/g	µg/g	µg/g	
Abamectin	0.033	0.1	0.1	ND	Pass	Imazalil	0.033	0.1	0.033	ND	Pass
Acephate	0.033	0.1	0.1	ND	Pass	Imidacloprid	0.033	0.1	5	ND	Pass
Acequinocyl	0.033	0.1	0.1	ND	Pass	Kresoxim Methyl	0.033	0.1	0.1	ND	Pass
Acetamiprid	0.033	0.1	0.1	ND	Pass	Malathion	0.033	0.1	0.5	ND	Pass
Aldicarb	0.033	0.1	0.033	ND	Pass	Metalaxyl	0.033	0.1	2	ND	Pass
Azoxystrobin	0.033	0.1	0.1	ND	Pass	Methiocarb	0.033	0.1	0.033	ND	Pass
Bifenazate	0.033	0.1	0.1	ND	Pass	Methomyl	0.033	0.1	1	ND	Pass
Bifenthrin	0.033	0.1	3	ND	Pass	Mevinphos	0.033	0.1	0.033	ND	Pass
Boscalid	0.033	0.1	0.1	ND	Pass	Myclobutanil	0.033	0.1	0.1	ND	Pass
Carbaryl	0.033	0.1	0.5	ND	Pass	Naled	0.033	0.1	0.1	ND	Pass
Carbofuran	0.033	0.1	0.033	ND	Pass	Oxamyl	0.033	0.1	0.5	ND	Pass
Chlorantraniliprole	0.033	0.1	10	ND	Pass	Pacllobutrazol	0.033	0.1	0.033	ND	Pass
Chlorpyrifos	0.033	0.1	0.033	ND	Pass	Permethrin (trans + cis)	0.033	0.1	0.5	ND	Pass
Clofentezine	0.033	0.1	0.1	ND	Pass	Phosmet	0.033	0.1	0.1	ND	Pass
Coumaphos	0.033	0.1	0.033	ND	Pass	Piperonyl Butoxide	0.033	0.1	3	ND	Pass
Daminozide	0.033	0.1	0.033	ND	Pass	Prallethrin	0.033	0.1	0.1	ND	Pass
Diazinon	0.1	0.1	0.1	ND	Pass	Propiconazole	0.033	0.1	0.1	ND	Pass
Dichlorvos	0.033	0.1	0.033	ND	Pass	Propoxur	0.033	0.1	0.033	ND	Pass
Dimethoate	0.033	0.1	0.033	ND	Pass	Pyrethrins (Cinerin + Jasmolin + Pyrethrin)	0.0133	0.04	0.5	ND	Pass
Dimethomorph (I + II)	0.033	0.1	2	ND	Pass	Pyridaben	0.033	0.1	0.1	ND	Pass
Ethoprophos	0.033	0.1	0.033	ND	Pass	Spinetoram (J + L)	0.033	0.1	0.1	ND	Pass
Etofenprox	0.033	0.1	0.033	ND	Pass	Spinosyn (A + D)	0.033	0.1	0.1	ND	Pass
Etoxazole	0.033	0.1	0.1	ND	Pass	Spiromesifen	0.033	0.1	0.1	ND	Pass
Fenhexamid	0.033	0.1	0.1	ND	Pass	Spirotetramat	0.033	0.1	0.1	ND	Pass
Fenoxycarb	0.033	0.1	0.033	ND	Pass	Spiroxamine	0.033	0.1	0.033	ND	Pass
Fenpyroximate	0.033	0.1	0.1	ND	Pass	Tebuconazole	0.033	0.1	0.1	ND	Pass
Fipronil	0.033	0.1	0.033	ND	Pass	Thiacloprid	0.033	0.1	0.033	ND	Pass
Flonicamid	0.033	0.1	0.1	ND	Pass	Thiamethoxam	0.033	0.1	5	ND	Pass
Fludioxonil	0.033	0.1	0.1	ND	Pass	Trifloxystrobin	0.033	0.1	0.1	ND	Pass
Hexythiazox	0.033	0.1	0.1	ND	Pass						



LCMS Date Tested: 01/15/2024
Pesticides: LC-MS/MS. LCMS Method LCP-SOP-001



Dr. Jerry White PhD
Jerry White, PhD
Chief Scientific Officer
01/15/2024

Bryan Zahakaylo
Bryan Zahakaylo
Analyst
01/15/2024

Confident LIMS
All Rights Reserved
coa.support@confidentlims.com
(866) 506-5866
www.confidentlims.com



ND = Not Detected, NR = Not Reported, LOD = Limit of Detection, LOQ = Limit of Quantitation. This product has been tested by Excelbis Labs LLC using valid testing methodologies and a quality system as required by state law. All LQC samples were performed and met the prescribed acceptance criteria in 16 CCR section 5730, pursuant to 16 CCR section 5726(e)(13). Values reported relate only to the product tested. Excelbis Labs LLC makes no claims as to the efficacy, safety or other risks associated with any detected or non-detected levels of any compounds reported herein. This Certificate shall not be reproduced except in full, without the written approval of Excelbis Labs LLC.



Exodus - Strawberry

Sample ID: 2401EXL0062.0344

Strain: Strawberry

Matrix: Ingestible

Type: Soft Chew

Sample Size: ; Batch:

Produced:

Collected: 01/10/2024

Received: 01/11/2024

Completed: 01/15/2024

Batch#:

Client

Exodus

Lic. #

1920 E Warner Ave

Santa Ana, CA 92705

Residual Solvents

Pass

Analyte	LOD	LOQ	Limit	Conc.	Status
	µg/g	µg/g	µg/g	µg/g	
Acetone	15.4688	46.875	5000	ND	Pass
Acetonitrile	15.4688	46.875	410	ND	Pass
Benzene	0.1547	0.4688	1	ND	Pass
Butane	15.4688	46.875	5000	ND	Pass
Chloroform	0.1547	0.4688	1	ND	Pass
1, 2-Dichloroethane	0.1547	0.4688	1	ND	Pass
Ethanol	15.4688	46.875	5000	ND	Pass
Ethyl Acetate	15.4688	46.875	5000	ND	Pass
Ethyl Ether	15.4688	46.875	5000	ND	Pass
Ethylene Oxide	0.1547	0.4688	1	ND	Pass
Heptane	15.4688	46.875	5000	ND	Pass
Hexane	15.4688	46.875	290	ND	Pass
Isopropyl Alcohol	15.4688	46.875	5000	ND	Pass
Methanol	15.4688	46.875	3000	ND	Pass
Methylene Chloride	0.1547	0.4688	1	ND	Pass
Pentane	15.4688	46.875	5000	ND	Pass
Propane	15.4688	46.875	5000	ND	Pass
Toluene	15.4688	46.875	890	ND	Pass
Total Xylenes (o, m, p)	46.4063	140.625	2170	ND	Pass
Trichloroethylene	0.1547	0.4688	1	ND	Pass

EXCELBIS
LABS

Date Tested: 01/12/2024

Residual Solvents: HS-GC-MS RS Method RS-SOP-001



Dr. Jerry White PhD Bryan Zahakaylo

Jerry White, PhD
Chief Scientific Officer
01/15/2024

Bryan Zahakaylo
Analyst
01/15/2024

Confident LIMS
All Rights Reserved
coa.support@confidentlims.com
(866) 506-5866
www.confidentlims.com



ND = Not Detected, NR = Not Reported, LOD = Limit of Detection, LOQ = Limit of Quantitation. This product has been tested by Excelbis Labs LLC using valid testing methodologies and a quality system as required by state law. All LQC samples were performed and met the prescribed acceptance criteria in 16 CCR section 5730, pursuant to 16 CCR section 5726(e)(13). Values reported relate only to the product tested. Excelbis Labs LLC makes no claims as to the efficacy, safety or other risks associated with any detected or non-detected levels of any compounds reported herein. This Certificate shall not be reproduced except in full, without the written approval of Excelbis Labs LLC.



Exodus - Mango Melon

Sample ID: 2401EXL0062.0343	Produced:	Client:
Strain: Mango Melon	Collected: 01/10/2024	Exodus
Matrix: Ingestible	Received: 01/11/2024	Lic. #
Type: Soft Chew	Completed: 01/15/2024	1920 E Warner Ave
Sample Size: ; Batch:	Batch#:	Santa Ana, CA 92705



Summary

Test	Date Tested	Result
Batch		Pass
Cannabinoids	01/12/2024	Complete
Heavy Metals	01/12/2024	Pass
Microbials	01/15/2024	Pass
Mycotoxins	01/15/2024	Pass
GCMS Pesticides	01/15/2024	Pass
LCMS Pesticides	01/15/2024	Pass
Residual Solvents	01/12/2024	Pass
Water Activity	01/12/2024	0.40 aw - Pass

Cannabinoids

Complete

253.095 mg/serving	ND	375.154 mg/serving
Total THC	Total CBD	Total Cannabinoids

Analyte	LOD	LOQ	Result	Result	Result	Result
	mg/g	mg/g	%	mg/g	mg/serving	mg/package
CBC	0.125	0.250	ND	ND	ND	ND
CBD	0.125	0.250	ND	ND	ND	ND
CBDa	0.125	0.250	ND	ND	ND	ND
CBDV	0.125	1.000	ND	ND	ND	ND
CBDVa	0.257	0.780	ND	ND	ND	ND
CBG	0.125	0.500	ND	ND	ND	ND
CBGa	0.125	0.250	ND	ND	ND	ND
CBN	0.125	0.250	ND	ND	ND	ND
Δ8-THC	0.125	0.500	5.4078	54.078	248.759	4975.173
Δ9-THC	0.125	0.500	ND	ND	ND	ND
THCa	0.250	0.500	0.1075	1.075	4.945	98.901
THCb	0.257	0.780	<LOQ	<LOQ	<LOQ	<LOQ
THCV	0.250	0.500	1.3145	13.145	60.469	1209.376
Total THC			5.502	55.021	253.095	5061.909
Total CBD			ND	ND	ND	ND
Total CBG			0.000	0.000	0.000	0.000
Total			8.156	81.555	375.154	7503.082

Date Tested: 01/12/2024

Total THC = THCa * 0.877 + Δ9-THC; Total CBD = CBDa * 0.877 + CBD; Total CBG = CBGa * 0.877 + CBG.
 Total Cannabinoids = Total THC + Total CBD + Total CBG + minor cannabinoids.
 Cannabinoids: HPLC, CAN-SOP-001
 Water Activity: Water Activity Meter, WA-SOP-001
 Moisture Content: Moisture Analyzer, MO-SOP-001
 Foreign Matter: Visual Inspection, FM-SOP-001



Dr. Jerry White PhD Bryan Zahakaylo

Jerry White, PhD
Chief Scientific Officer
01/15/2024

Bryan Zahakaylo
Analyst
01/15/2024

Confident LIMS
All Rights Reserved
coa.support@confidentlims.com
(866) 506-5866
www.confidentlims.com



ND = Not Detected, NR = Not Reported, LOD = Limit of Detection, LOQ = Limit of Quantitation. This product has been tested by Excelbis Labs LLC using valid testing methodologies and a quality system as required by state law. All LQC samples were performed and met the prescribed acceptance criteria in 16 CCR section 5730, pursuant to 16 CCR section 5726(e)(13). Values reported relate only to the product tested. Excelbis Labs LLC makes no claims as to the efficacy, safety or other risks associated with any detected or non-detected levels of any compounds reported herein. This Certificate shall not be reproduced except in full, without the written approval of Excelbis Labs LLC.



Excelbis Labs
1920 E Warner Avenue
Santa Ana, CA 92705

(714) 340-7099
http://excelbislabs.com
Lic# C8-0000059-LIC

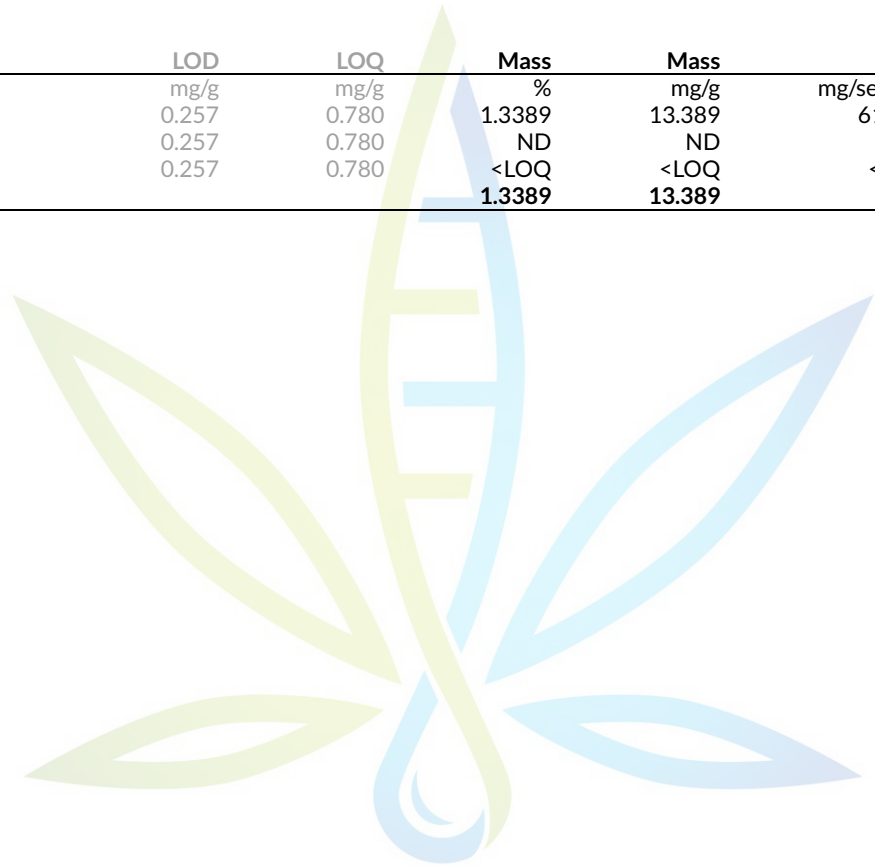
Exodus - Mango Melon

Sample ID: 2401EXL0062.0343	Produced:	Client
Strain: Mango Melon	Collected: 01/10/2024	Exodus
Matrix: Ingestible	Received: 01/11/2024	Lic. #
Type: Soft Chew	Completed: 01/15/2024	1920 E Warner Ave
Sample Size: ; Batch:	Batch#:	Santa Ana, CA 92705

Cannabinoids

Complete

Analyte	LOD	LOQ	Mass	Mass	Mass	Mass
	mg/g	mg/g	%	mg/g	mg/serving	mg/container
HHC	0.257	0.780	1.3389	13.389	61.590	1231.797
THCp	0.257	0.780	ND	ND	ND	ND
THC-b	0.257	0.780	<LOQ	<LOQ	<LOQ	<LOQ
Total			1.3389	13.389		



EXCELBIS

Total THC = THCa * 0.877 + Δ9-THC; Total CBD = CBDa * 0.877 + CBD; Total CBG = CBGa * 0.877 + CBG.
 Total Cannabinoids = Total THC + Total CBD + Total CBG + minor cannabinoids.
 Cannabinoids: HPLC, CAN-SOP-001
 Water Activity: Water Activity Meter, WA-SOP-001
 Moisture Content: Moisture Analyzer, MO-SOP-001
 Foreign Matter: Visual Inspection, FM-SOP-001

L A B S



Dr. Jerry White PhD Bryan Zahakaylo

Jerry White, PhD
Chief Scientific Officer
01/15/2024

Bryan Zahakaylo
Analyst
01/15/2024

Confident LIMS
All Rights Reserved
coa.support@confidentlims.com
(866) 506-5866
www.confidentlims.com



ND = Not Detected, NR = Not Reported, LOD = Limit of Detection, LOQ = Limit of Quantitation. This product has been tested by Excelbis Labs LLC using valid testing methodologies and a quality system as required by state law. All LQC samples were performed and met the prescribed acceptance criteria in 16 CCR section 5730, pursuant to 16 CCR section 5726(e)(13). Values reported relate only to the product tested. Excelbis Labs LLC makes no claims as to the efficacy, safety or other risks associated with any detected or non-detected levels of any compounds reported herein. This Certificate shall not be reproduced except in full, without the written approval of Excelbis Labs LLC.



Exodus - Mango Melon

Sample ID: 2401EXL0062.0343	Produced:	Client
Strain: Mango Melon	Collected: 01/10/2024	Exodus
Matrix: Ingestible	Received: 01/11/2024	Lic. #
Type: Soft Chew	Completed: 01/15/2024	1920 E Warner Ave
Sample Size: ; Batch:	Batch#:	Santa Ana, CA 92705

GC Pesticides

Pass

Analyte	LOD	LOQ	Limit	Mass	Status
	µg/g	µg/g	µg/g	µg/g	
Captan	0.231	0.7	0.7	ND	Pass
Chlordane (trans + cis)	0.0116	0.035	0.0116	ND	Pass
Chlorfenapyr	0.0058	0.0175	0.0058	ND	Pass
Cyfluthrin	0.0231	0.07	2	ND	Pass
Cypermethrin	0.0231	0.07	1	ND	Pass
Parathion Methyl	0.0058	0.0175	0.0058	ND	Pass
Pentachloronitrobenzene (Quintozene)	0.0231	0.07	0.1	ND	Pass

Mycotoxins

Pass

Analytes	LOD	LOQ	Limit	Conc.	Status
	PPB	PPB	PPB	PPB	
Aflatoxin B1	1.7000	5.0000		ND	Tested
Aflatoxin B2	1.7000	5.0000		ND	Tested
Aflatoxin G1	1.7000	5.0000		ND	Tested
Aflatoxin G2	1.7000	5.0000		ND	Tested
Ochratoxin A	6.6000	20.0000	20	ND	Pass
Total Aflatoxins			20	ND	Pass

Microbials

Pass

Analyte	Limit	Detected / Not Detected	Status
	RFU/g	RFU/g	
Shiga toxin-producing E. Coli	0	Not Detected	Pass
Salmonella SPP	0	Not Detected	Pass

Heavy Metals

Pass

Analyte	LOD	LOQ	Limit	Conc.	Status
	PPM	PPM	PPM	PPM	
Arsenic	0.0165	0.05	0.2	ND	Pass
Cadmium	0.0165	0.05	0.2	ND	Pass
Lead	0.0413	0.125	0.5	ND	Pass
Mercury	0.0033	0.01	0.1	ND	Pass

GCMS Date Tested: 01/15/2024
Pesticides: GC-MS/MS, GCMS Method GCP-SOP-001
LCMS Date Tested: 01/15/2024
Mycotoxins Footnote: Mycotoxins: LC-MS/MS, LCMS Method LCP-SOP-001
Microbial Date Tested: 01/15/2024
Microbials Footnote: Microbial: PCR-SOP-001
RFU = Relative Fluorescence Units
Heavy Metals Date Tested: 01/12/2024
Heavy Metals: Heavy Metals: ICP-MS, HM-SOP-001



Dr. Jerry White PhD Bryan Zahakaylo

Jerry White, PhD
Chief Scientific Officer
01/15/2024

Bryan Zahakaylo
Analyst
01/15/2024

Confident LIMS
All Rights Reserved
coa.support@confidentlims.com
(866) 506-5866
www.confidentlims.com





Exodus - Mango Melon

Sample ID: 2401EXL0062.0343

Strain: Mango Melon

Matrix: Ingestible

Type: Soft Chew

Sample Size: ; Batch:

Produced:

Collected: 01/10/2024

Received: 01/11/2024

Completed: 01/15/2024

Batch#:

Client

Exodus

Lic. #

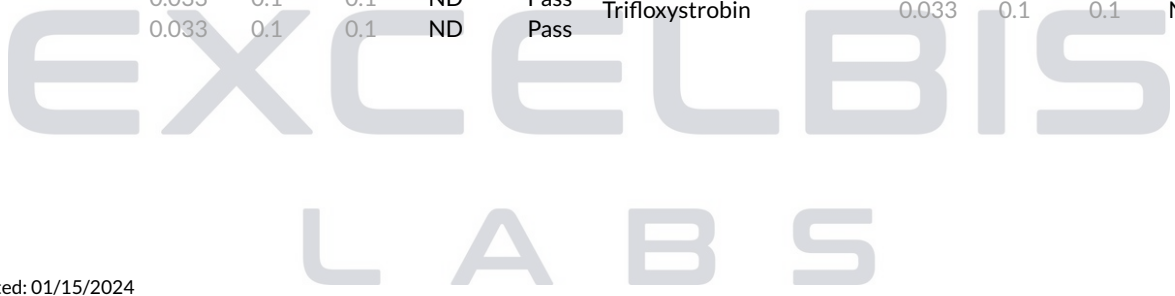
1920 E Warner Ave

Santa Ana, CA 92705

LC Pesticides

Pass

Analyte	LOD	LOQ	Limit	Mass	Status	Analyte	LOD	LOQ	Limit	Mass	Status
	µg/g	µg/g	µg/g	µg/g			µg/g	µg/g	µg/g	µg/g	
Abamectin	0.033	0.1	0.1	ND	Pass	Imazalil	0.033	0.1	0.033	ND	Pass
Acephate	0.033	0.1	0.1	ND	Pass	Imidacloprid	0.033	0.1	5	ND	Pass
Acequinocyl	0.033	0.1	0.1	ND	Pass	Kresoxim Methyl	0.033	0.1	0.1	ND	Pass
Acetamiprid	0.033	0.1	0.1	ND	Pass	Malathion	0.033	0.1	0.5	ND	Pass
Aldicarb	0.033	0.1	0.033	ND	Pass	Metalaxyl	0.033	0.1	2	ND	Pass
Azoxystrobin	0.033	0.1	0.1	ND	Pass	Methiocarb	0.033	0.1	0.033	ND	Pass
Bifenazate	0.033	0.1	0.1	ND	Pass	Methomyl	0.033	0.1	1	ND	Pass
Bifenthrin	0.033	0.1	3	ND	Pass	Mevinphos	0.033	0.1	0.033	ND	Pass
Boscalid	0.033	0.1	0.1	ND	Pass	Myclobutanil	0.033	0.1	0.1	ND	Pass
Carbaryl	0.033	0.1	0.5	ND	Pass	Naled	0.033	0.1	0.1	ND	Pass
Carbofuran	0.033	0.1	0.033	ND	Pass	Oxamyl	0.033	0.1	0.5	ND	Pass
Chlorantraniliprole	0.033	0.1	10	ND	Pass	Pacllobutrazol	0.033	0.1	0.033	ND	Pass
Chlorpyrifos	0.033	0.1	0.033	ND	Pass	Permethrin (trans + cis)	0.033	0.1	0.5	ND	Pass
Clofentezine	0.033	0.1	0.1	ND	Pass	Phosmet	0.033	0.1	0.1	ND	Pass
Coumaphos	0.033	0.1	0.033	ND	Pass	Piperonyl Butoxide	0.033	0.1	3	ND	Pass
Daminozide	0.033	0.1	0.033	ND	Pass	Prallethrin	0.033	0.1	0.1	ND	Pass
Diazinon	0.1	0.1	0.1	ND	Pass	Propiconazole	0.033	0.1	0.1	ND	Pass
Dichlorvos	0.033	0.1	0.033	ND	Pass	Propoxur	0.033	0.1	0.033	ND	Pass
Dimethoate	0.033	0.1	0.033	ND	Pass	Pyrethrins (Cinerin + Jasmolin + Pyrethrin)	0.0133	0.04	0.5	ND	Pass
Dimethomorph (I + II)	0.033	0.1	2	ND	Pass	Pyridaben	0.033	0.1	0.1	ND	Pass
Ethoprophos	0.033	0.1	0.033	ND	Pass	Spinetoram (J + L)	0.033	0.1	0.1	ND	Pass
Etofenprox	0.033	0.1	0.033	ND	Pass	Spinosyn (A + D)	0.033	0.1	0.1	ND	Pass
Etoazole	0.033	0.1	0.1	ND	Pass	Spiromesifen	0.033	0.1	0.1	ND	Pass
Fenhexamid	0.033	0.1	0.1	ND	Pass	Spirotetramat	0.033	0.1	0.1	ND	Pass
Fenoxycarb	0.033	0.1	0.033	ND	Pass	Spiroxamine	0.033	0.1	0.033	ND	Pass
Fenpyroximate	0.033	0.1	0.1	ND	Pass	Tebuconazole	0.033	0.1	0.1	ND	Pass
Fipronil	0.033	0.1	0.033	ND	Pass	Thiacloprid	0.033	0.1	0.033	ND	Pass
Flonicamid	0.033	0.1	0.1	ND	Pass	Thiamethoxam	0.033	0.1	5	ND	Pass
Fludioxonil	0.033	0.1	0.1	ND	Pass	Trifloxystrobin	0.033	0.1	0.1	ND	Pass
Hexythiazox	0.033	0.1	0.1	ND	Pass						



LCMS Date Tested: 01/15/2024
Pesticides: LC-MS/MS. LCMS Method LCP-SOP-001



Dr. Jerry White PhD
Jerry White, PhD
Chief Scientific Officer
01/15/2024

Bryan Zahakaylo
Bryan Zahakaylo
Analyst
01/15/2024

Confident LIMS
All Rights Reserved
coa.support@confidentlims.com
(866) 506-5866
www.confidentlims.com



ND = Not Detected, NR = Not Reported, LOD = Limit of Detection, LOQ = Limit of Quantitation. This product has been tested by Excelbis Labs LLC using valid testing methodologies and a quality system as required by state law. All LQC samples were performed and met the prescribed acceptance criteria in 16 CCR section 5730, pursuant to 16 CCR section 5726(e)(13). Values reported relate only to the product tested. Excelbis Labs LLC makes no claims as to the efficacy, safety or other risks associated with any detected or non-detected levels of any compounds reported herein. This Certificate shall not be reproduced except in full, without the written approval of Excelbis Labs LLC.



Excelbis Labs
1920 E Warner Avenue
Santa Ana, CA 92705

(714) 340-7099
http://excelbislabs.com
Lic# C8-0000059-LIC

Exodus - Mango Melon

Sample ID: 2401EXL0062.0343	Produced:	Client
Strain: Mango Melon	Collected: 01/10/2024	Exodus
Matrix: Ingestible	Received: 01/11/2024	Lic. #
Type: Soft Chew	Completed: 01/15/2024	1920 E Warner Ave
Sample Size: ; Batch:	Batch#:	Santa Ana, CA 92705

Residual Solvents

Pass

Analyte	LOD	LOQ	Limit	Conc.	Status
	µg/g	µg/g	µg/g	µg/g	
Acetone	15.4688	46.875	5000	ND	Pass
Acetonitrile	15.4688	46.875	410	ND	Pass
Benzene	0.1547	0.4688	1	ND	Pass
Butane	15.4688	46.875	5000	ND	Pass
Chloroform	0.1547	0.4688	1	ND	Pass
1, 2-Dichloroethane	0.1547	0.4688	1	ND	Pass
Ethanol	15.4688	46.875	5000	ND	Pass
Ethyl Acetate	15.4688	46.875	5000	ND	Pass
Ethyl Ether	15.4688	46.875	5000	ND	Pass
Ethylene Oxide	0.1547	0.4688	1	ND	Pass
Heptane	15.4688	46.875	5000	ND	Pass
Hexane	15.4688	46.875	290	ND	Pass
Isopropyl Alcohol	15.4688	46.875	5000	ND	Pass
Methanol	15.4688	46.875	3000	ND	Pass
Methylene Chloride	0.1547	0.4688	1	ND	Pass
Pentane	15.4688	46.875	5000	ND	Pass
Propane	15.4688	46.875	5000	ND	Pass
Toluene	15.4688	46.875	890	ND	Pass
Total Xylenes (o, m, p)	46.4063	140.625	2170	ND	Pass
Trichloroethylene	0.1547	0.4688	1	ND	Pass



Date Tested: 01/12/2024
Residual Solvents: HS-GC-MS RS Method RS-SOP-001



Dr. Jerry White PhD Bryan Zahakaylo

Jerry White, PhD
Chief Scientific Officer
01/15/2024

Bryan Zahakaylo
Analyst
01/15/2024

Confident LIMS
All Rights Reserved
coa.support@confidentlims.com
(866) 506-5866
www.confidentlims.com



ND = Not Detected, NR = Not Reported, LOD = Limit of Detection, LOQ = Limit of Quantitation. This product has been tested by Excelbis Labs LLC using valid testing methodologies and a quality system as required by state law. All LQC samples were performed and met the prescribed acceptance criteria in 16 CCR section 5730, pursuant to 16 CCR section 5726(e)(13). Values reported relate only to the product tested. Excelbis Labs LLC makes no claims as to the efficacy, safety or other risks associated with any detected or non-detected levels of any compounds reported herein. This Certificate shall not be reproduced except in full, without the written approval of Excelbis Labs LLC.



Exodus - Strawberry Lime

Sample ID: 2401EXL0062.0342

Strain: Strawberry Lime

Matrix: Ingestible

Type: Soft Chew

Sample Size: ; Batch:

Produced:

Collected: 01/10/2024

Received: 01/11/2024

Completed: 01/15/2024

Batch#:

Client

Exodus

Lic. #

1920 E Warner Ave

Santa Ana, CA 92705



Summary

Test	Date Tested	Result
Batch		Pass
Cannabinoids	01/12/2024	Complete
Heavy Metals	01/12/2024	Pass
Microbials	01/15/2024	Pass
Mycotoxins	01/15/2024	Pass
GCMS Pesticides	01/15/2024	Pass
LCMS Pesticides	01/15/2024	Pass
Residual Solvents	01/12/2024	Pass
Water Activity	01/12/2024	0.45 aw - Pass

Cannabinoids

Complete

258.797 mg/serving	ND	382.782 mg/serving
Total THC	Total CBD	Total Cannabinoids

Analyte	LOD	LOQ	Result	Result	Result	Result
	mg/g	mg/g	%	mg/g	mg/serving	mg/package
CBC	0.125	0.250	ND	ND	ND	ND
CBD	0.125	0.250	ND	ND	ND	ND
CBDa	0.125	0.250	ND	ND	ND	ND
CBDV	0.125	1.000	ND	ND	ND	ND
CBDVa	0.257	0.780	ND	ND	ND	ND
CBG	0.125	0.500	ND	ND	ND	ND
CBGa	0.125	0.250	ND	ND	ND	ND
CBN	0.125	0.250	ND	ND	ND	ND
Δ8-THC	0.125	0.500	5.5320	55.320	254.472	5089.433
Δ9-THC	0.125	0.500	ND	ND	ND	ND
THCa	0.250	0.500	0.1072	1.072	4.932	98.633
THCb	0.257	0.780	<LOQ	<LOQ	<LOQ	<LOQ
THCV	0.250	0.500	1.3290	13.290	61.135	1222.704
Total THC			5.626	56.260	258.797	5175.934
Total CBD			ND	ND	ND	ND
Total CBG			0.000	0.000	0.000	0.000
Total			8.321	83.214	382.782	7655.646

Date Tested: 01/12/2024

Total THC = THCa * 0.877 + Δ9-THC; Total CBD = CBDa * 0.877 + CBD; Total CBG = CBGa * 0.877 + CBG.

Total Cannabinoids = Total THC + Total CBD + Total CBG + minor cannabinoids.

Cannabinoids: HPLC, CAN-SOP-001

Water Activity: Water Activity Meter, WA-SOP-001

Moisture Content: Moisture Analyzer, MO-SOP-001

Foreign Matter: Visual Inspection, FM-SOP-001



Dr. Jerry White PhD Bryan Zahakaylo

Jerry White, PhD
Chief Scientific Officer
01/15/2024

Bryan Zahakaylo
Analyst
01/15/2024

Confident LIMS
All Rights Reserved
coa.support@confidentlims.com
(866) 506-5866
www.confidentlims.com



ND = Not Detected, NR = Not Reported, LOD = Limit of Detection, LOQ = Limit of Quantitation. This product has been tested by Excelbis Labs LLC using valid testing methodologies and a quality system as required by state law. All LQC samples were performed and met the prescribed acceptance criteria in 16 CCR section 5730, pursuant to 16 CCR section 5726(e)(13). Values reported relate only to the product tested. Excelbis Labs LLC makes no claims as to the efficacy, safety or other risks associated with any detected or non-detected levels of any compounds reported herein. This Certificate shall not be reproduced except in full, without the written approval of Excelbis Labs LLC.



Excelbis Labs
1920 E Warner Avenue
Santa Ana, CA 92705

(714) 340-7099
http://excelbislabs.com
Lic# C8-0000059-LIC

Exodus - Strawberry Lime

Sample ID: 2401EXL0062.0342

Strain: Strawberry Lime

Matrix: Ingestible

Type: Soft Chew

Sample Size: ; Batch:

Produced:

Collected: 01/10/2024

Received: 01/11/2024

Completed: 01/15/2024

Batch#:

Client

Exodus

Lic. #

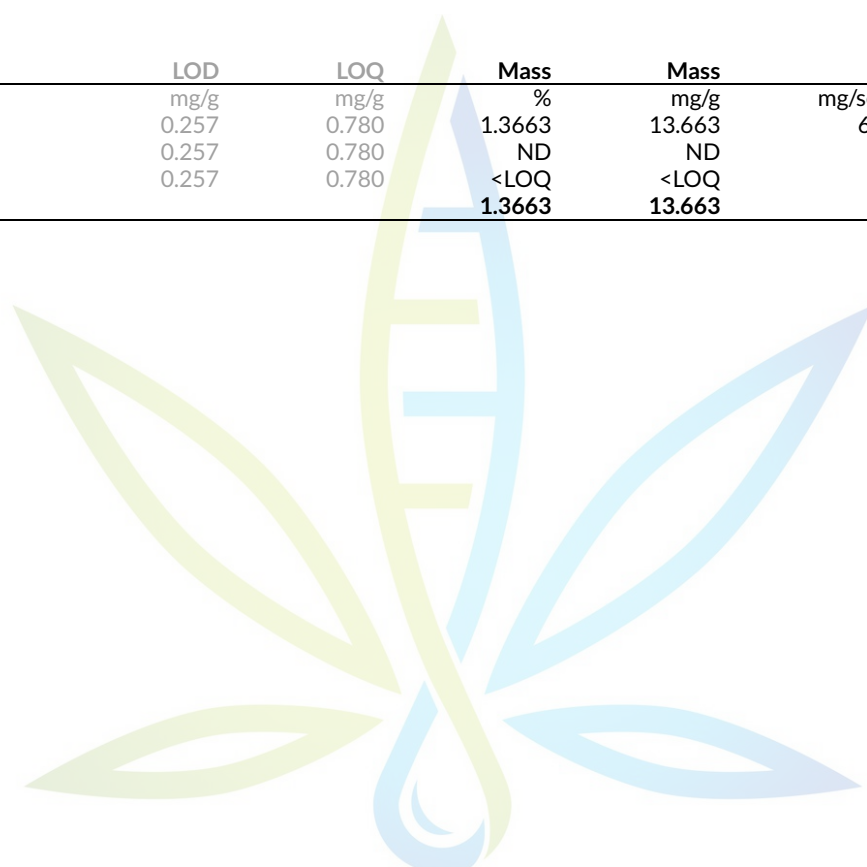
1920 E Warner Ave

Santa Ana, CA 92705

Cannabinoids

Complete

Analyte	LOD	LOQ	Mass	Mass	Mass	Mass
	mg/g	mg/g	%	mg/g	mg/serving	mg/container
HHC	0.257	0.780	1.3663	13.663	62.850	1257.007
THCp	0.257	0.780	ND	ND	ND	ND
THC-b	0.257	0.780	<LOQ	<LOQ	<LOQ	<LOQ
Total			1.3663	13.663		



EXCELBIS

Total THC = THCa * 0.877 + Δ9-THC; Total CBD = CBDa * 0.877 + CBD; Total CBG = CBGa * 0.877 + CBG.
Total Cannabinoids = Total THC + Total CBD + Total CBG + minor cannabinoids.

Cannabinoids: HPLC, CAN-SOP-001

Water Activity: Water Activity Meter, WA-SOP-001

Moisture Content: Moisture Analyzer, MO-SOP-001

Foreign Matter: Visual Inspection, FM-SOP-001

L A B S



Dr. Jerry White PhD Bryan Zahakaylo

Jerry White, PhD
Chief Scientific Officer
01/15/2024

Bryan Zahakaylo
Analyst
01/15/2024

Confident LIMS
All Rights Reserved
coa.support@confidentlims.com
(866) 506-5866
www.confidentlims.com



ND = Not Detected, NR = Not Reported, LOD = Limit of Detection, LOQ = Limit of Quantitation. This product has been tested by Excelbis Labs LLC using valid testing methodologies and a quality system as required by state law. All LQC samples were performed and met the prescribed acceptance criteria in 16 CCR section 5730, pursuant to 16 CCR section 5726(e)(13). Values reported relate only to the product tested. Excelbis Labs LLC makes no claims as to the efficacy, safety or other risks associated with any detected or non-detected levels of any compounds reported herein. This Certificate shall not be reproduced except in full, without the written approval of Excelbis Labs LLC.



Excelbis Labs
1920 E Warner Avenue
Santa Ana, CA 92705

(714) 340-7099
http://excelbislabs.com
Lic# C8-0000059-LIC

Exodus - Strawberry Lime

Sample ID: 2401EXL0062.0342	Produced:	Client
Strain: Strawberry Lime	Collected: 01/10/2024	Exodus
Matrix: Ingestible	Received: 01/11/2024	Lic. #
Type: Soft Chew	Completed: 01/15/2024	1920 E Warner Ave
Sample Size: ; Batch:	Batch#:	Santa Ana, CA 92705

GC Pesticides

Pass

Analyte	LOD	LOQ	Limit	Mass	Status
	µg/g	µg/g	µg/g	µg/g	
Captan	0.231	0.7	0.7	ND	Pass
Chlordane (trans + cis)	0.0116	0.035	0.0116	ND	Pass
Chlorfenapyr	0.0058	0.0175	0.0058	ND	Pass
Cyfluthrin	0.0231	0.07	2	ND	Pass
Cypermethrin	0.0231	0.07	1	ND	Pass
Parathion Methyl	0.0058	0.0175	0.0058	ND	Pass
Pentachloronitrobenzene (Quintozene)	0.0231	0.07	0.1	ND	Pass

Mycotoxins

Pass

Analytes	LOD	LOQ	Limit	Conc.	Status
	PPB	PPB	PPB	PPB	
Aflatoxin B1	1.7000	5.0000		ND	Tested
Aflatoxin B2	1.7000	5.0000		ND	Tested
Aflatoxin G1	1.7000	5.0000		ND	Tested
Aflatoxin G2	1.7000	5.0000		ND	Tested
Ochratoxin A	6.6000	20.0000	20	ND	Pass
Total Aflatoxins			20	ND	Pass

Microbials

Pass

Analyte	Limit	Detected / Not Detected	Status
	RFU/g	RFU/g	
Shiga toxin-producing E. Coli	0	Not Detected	Pass
Salmonella SPP	0	Not Detected	Pass

Heavy Metals

Pass

Analyte	LOD	LOQ	Limit	Conc.	Status
	PPM	PPM	PPM	PPM	
Arsenic	0.0165	0.05	0.2	ND	Pass
Cadmium	0.0165	0.05	0.2	ND	Pass
Lead	0.0413	0.125	0.5	ND	Pass
Mercury	0.0033	0.01	0.1	ND	Pass

GCMS Date Tested: 01/15/2024
Pesticides: GC-MS/MS, GCMS Method GCP-SOP-001
LCMS Date Tested: 01/15/2024
Mycotoxins Footnote: Mycotoxins: LC-MS/MS, LCMS Method LCP-SOP-001
Microbial Date Tested: 01/15/2024
Microbials Footnote: Microbial: PCR-SOP-001
RFU = Relative Fluorescence Units
Heavy Metals Date Tested: 01/12/2024
Heavy Metals: Heavy Metals: ICP-MS, HM-SOP-001



Dr. Jerry White PhD Bryan Zahakaylo

Jerry White, PhD
Chief Scientific Officer
01/15/2024

Bryan Zahakaylo
Analyst
01/15/2024

Confident LIMS
All Rights Reserved
coa.support@confidentlims.com
(866) 506-5866
www.confidentlims.com



ND = Not Detected, NR = Not Reported, LOD = Limit of Detection, LOQ = Limit of Quantitation. This product has been tested by Excelbis Labs LLC using valid testing methodologies and a quality system as required by state law. All LQC samples were performed and met the prescribed acceptance criteria in 16 CCR section 5730, pursuant to 16 CCR section 5726(e)(13). Values reported relate only to the product tested. Excelbis Labs LLC makes no claims as to the efficacy, safety or other risks associated with any detected or non-detected levels of any compounds reported herein. This Certificate shall not be reproduced except in full, without the written approval of Excelbis Labs LLC.



Exodus - Strawberry Lime

Sample ID: 2401EXL0062.0342

Produced:

Client

Strain: Strawberry Lime

Collected: 01/10/2024

Exodus

Matrix: Ingestible

Received: 01/11/2024

Lic. #

Type: Soft Chew

Completed: 01/15/2024

1920 E Warner Ave

Sample Size: ; Batch:

Batch#:

Santa Ana, CA 92705

LC Pesticides

Pass

Analyte	LOD	LOQ	Limit	Mass	Status	Analyte	LOD	LOQ	Limit	Mass	Status
	µg/g	µg/g	µg/g	µg/g			µg/g	µg/g	µg/g	µg/g	
Abamectin	0.033	0.1	0.1	ND	Pass	Imazalil	0.033	0.1	0.033	ND	Pass
Acephate	0.033	0.1	0.1	ND	Pass	Imidacloprid	0.033	0.1	5	ND	Pass
Acequinocyl	0.033	0.1	0.1	ND	Pass	Kresoxim Methyl	0.033	0.1	0.1	ND	Pass
Acetamiprid	0.033	0.1	0.1	ND	Pass	Malathion	0.033	0.1	0.5	ND	Pass
Aldicarb	0.033	0.1	0.033	ND	Pass	Metalaxyl	0.033	0.1	2	ND	Pass
Azoxystrobin	0.033	0.1	0.1	ND	Pass	Methiocarb	0.033	0.1	0.033	ND	Pass
Bifenazate	0.033	0.1	0.1	ND	Pass	Methomyl	0.033	0.1	1	ND	Pass
Bifenthrin	0.033	0.1	3	ND	Pass	Mevinphos	0.033	0.1	0.033	ND	Pass
Boscalid	0.033	0.1	0.1	ND	Pass	Myclobutanil	0.033	0.1	0.1	ND	Pass
Carbaryl	0.033	0.1	0.5	ND	Pass	Naled	0.033	0.1	0.1	ND	Pass
Carbofuran	0.033	0.1	0.033	ND	Pass	Oxamyl	0.033	0.1	0.5	ND	Pass
Chlorantraniliprole	0.033	0.1	10	ND	Pass	Pacllobutrazol	0.033	0.1	0.033	ND	Pass
Chlorpyrifos	0.033	0.1	0.033	ND	Pass	Permethrin (trans + cis)	0.033	0.1	0.5	ND	Pass
Clofentezine	0.033	0.1	0.1	ND	Pass	Phosmet	0.033	0.1	0.1	ND	Pass
Coumaphos	0.033	0.1	0.033	ND	Pass	Piperonyl Butoxide	0.033	0.1	3	ND	Pass
Daminozide	0.033	0.1	0.033	ND	Pass	Prallethrin	0.033	0.1	0.1	ND	Pass
Diazinon	0.1	0.1	0.1	ND	Pass	Propiconazole	0.033	0.1	0.1	ND	Pass
Dichlorvos	0.033	0.1	0.033	ND	Pass	Propoxur	0.033	0.1	0.033	ND	Pass
Dimethoate	0.033	0.1	0.033	ND	Pass	Pyrethrins (Cinerin + Jasmolin + Pyrethrin)	0.0133	0.04	0.5	ND	Pass
Dimethomorph (I + II)	0.033	0.1	2	ND	Pass	Pyridaben	0.033	0.1	0.1	ND	Pass
Ethoprophos	0.033	0.1	0.033	ND	Pass	Spinetoram (J + L)	0.033	0.1	0.1	ND	Pass
Etofenprox	0.033	0.1	0.033	ND	Pass	Spinosyn (A + D)	0.033	0.1	0.1	ND	Pass
Etoxazole	0.033	0.1	0.1	ND	Pass	Spiromesifen	0.033	0.1	0.1	ND	Pass
Fenhexamid	0.033	0.1	0.1	ND	Pass	Spirotetramat	0.033	0.1	0.1	ND	Pass
Fenoxycarb	0.033	0.1	0.033	ND	Pass	Spiroxamine	0.033	0.1	0.033	ND	Pass
Fenpyroximate	0.033	0.1	0.1	ND	Pass	Tebuconazole	0.033	0.1	0.1	ND	Pass
Fipronil	0.033	0.1	0.033	ND	Pass	Thiacloprid	0.033	0.1	0.033	ND	Pass
Flonicamid	0.033	0.1	0.1	ND	Pass	Thiamethoxam	0.033	0.1	5	ND	Pass
Fludioxonil	0.033	0.1	0.1	ND	Pass	Trifloxystrobin	0.033	0.1	0.1	ND	Pass
Hexythiazox	0.033	0.1	0.1	ND	Pass						



LCMS Date Tested: 01/15/2024
Pesticides: LC-MS/MS. LCMS Method LCP-SOP-001



Dr. Jerry White PhD Bryan Zahakaylo

Jerry White, PhD
Chief Scientific Officer
01/15/2024

Bryan Zahakaylo
Analyst
01/15/2024

Confident LIMS
All Rights Reserved
coa.support@confidentlims.com
(866) 506-5866
www.confidentlims.com



ND = Not Detected, NR = Not Reported, LOD = Limit of Detection, LOQ = Limit of Quantitation. This product has been tested by Excelbis Labs LLC using valid testing methodologies and a quality system as required by state law. All LQC samples were performed and met the prescribed acceptance criteria in 16 CCR section 5730, pursuant to 16 CCR section 5726(e)(13). Values reported relate only to the product tested. Excelbis Labs LLC makes no claims as to the efficacy, safety or other risks associated with any detected or non-detected levels of any compounds reported herein. This Certificate shall not be reproduced except in full, without the written approval of Excelbis Labs LLC.



Excelbis Labs
1920 E Warner Avenue
Santa Ana, CA 92705

(714) 340-7099
http://excelbislabs.com
Lic# C8-0000059-LIC

Exodus - Strawberry Lime

Sample ID: 2401EXL0062.0342	Produced:	Client
Strain: Strawberry Lime	Collected: 01/10/2024	Exodus
Matrix: Ingestible	Received: 01/11/2024	Lic. #
Type: Soft Chew	Completed: 01/15/2024	1920 E Warner Ave
Sample Size: ; Batch:	Batch#:	Santa Ana, CA 92705

Residual Solvents

Pass

Analyte	LOD	LOQ	Limit	Conc.	Status
	µg/g	µg/g	µg/g	µg/g	
Acetone	15.4688	46.875	5000	ND	Pass
Acetonitrile	15.4688	46.875	410	ND	Pass
Benzene	0.1547	0.4688	1	ND	Pass
Butane	15.4688	46.875	5000	ND	Pass
Chloroform	0.1547	0.4688	1	ND	Pass
1, 2-Dichloroethane	0.1547	0.4688	1	ND	Pass
Ethanol	15.4688	46.875	5000	ND	Pass
Ethyl Acetate	15.4688	46.875	5000	ND	Pass
Ethyl Ether	15.4688	46.875	5000	ND	Pass
Ethylene Oxide	0.1547	0.4688	1	ND	Pass
Heptane	15.4688	46.875	5000	ND	Pass
Hexane	15.4688	46.875	290	ND	Pass
Isopropyl Alcohol	15.4688	46.875	5000	ND	Pass
Methanol	15.4688	46.875	3000	ND	Pass
Methylene Chloride	0.1547	0.4688	1	ND	Pass
Pentane	15.4688	46.875	5000	ND	Pass
Propane	15.4688	46.875	5000	ND	Pass
Toluene	15.4688	46.875	890	ND	Pass
Total Xylenes (o, m, p)	46.4063	140.625	2170	ND	Pass
Trichloroethylene	0.1547	0.4688	1	ND	Pass



Date Tested: 01/12/2024
Residual Solvents: HS-GC-MS RS Method RS-SOP-001



Dr. Jerry White PhD Bryan Zahakaylo

Jerry White, PhD
Chief Scientific Officer
01/15/2024

Bryan Zahakaylo
Analyst
01/15/2024

Confident LIMS
All Rights Reserved
coa.support@confidentlims.com
(866) 506-5866
www.confidentlims.com



ND = Not Detected, NR = Not Reported, LOD = Limit of Detection, LOQ = Limit of Quantitation. This product has been tested by Excelbis Labs LLC using valid testing methodologies and a quality system as required by state law. All LQC samples were performed and met the prescribed acceptance criteria in 16 CCR section 5730, pursuant to 16 CCR section 5726(e)(13). Values reported relate only to the product tested. Excelbis Labs LLC makes no claims as to the efficacy, safety or other risks associated with any detected or non-detected levels of any compounds reported herein. This Certificate shall not be reproduced except in full, without the written approval of Excelbis Labs LLC.