

PharmLabs San Diego Certificate of Analysis

3421 Hancock St, Second Floor, San Diego, CA 92110 | License: C8-000098-LIC  
ISO/IEC 17025:2017 Acc. L17-427-1 #85368



Sample **Adios MF Blue Razz Bombshell**

Sample ID	SD240129-025 (90235)	Matrix	Edible (Other Cannabis Good)
Distributor License	604034860	Address	1 Vanderbilt, Irvine CA, 92618
Sampled	-	Received	Jan 29, 2024
Analyses executed	FP-NI20	Unit Mass (g)	160.577
		Num. of Servings	20
		Reported	NA
		Serving Size (g)	8.03

**CANX - Cannabinoids Analysis**

Analyzed Jan 29, 2024 | Instrument HPLC-VWD | Method SOP-001  
The expanded Uncertainty of the Cannabinoid analysis is approximately 7.806% at the 95% Confidence Level

Analyte	LOD mg/g	LOQ mg/g	Result %	Result mg/g	Result mg/Serving	Result mg/Unit	Sample photography
11-Hydroxy-Δ8-Tetrahydrocannabinol (11-Hyd-Δ8-THCV)	0.013	0.041	ND	ND	ND	ND	
Cannabidiol (CBDO)	0.002	0.007	ND	ND	ND	ND	
Abnormal Cannabidiol (a-CBDO)	0.01	0.031	ND	ND	ND	ND	
(+/-)-9B-Hydroxy-Hexahydrocannabinol (9b-HHC)	0.012	0.036	ND	ND	ND	ND	
11-Hydroxy-Δ8-Tetrahydrocannabinol (11-Hyd-Δ8-THC)	0.007	0.021	ND	ND	ND	ND	
Cannabidiolic Acid (CBDA)	0.001	0.16	ND	ND	ND	ND	
Cannabigerol Acid (CBGA)	0.001	0.16	ND	ND	ND	ND	
Cannabigerol (CBG)	0.001	0.16	ND	ND	ND	ND	
Cannabidiol (CBD)	0.001	0.16	ND	ND	ND	ND	
1(S)-THD (s-THD)	0.013	0.041	ND	ND	ND	ND	
1(R)-THD (r-THD)	0.025	0.075	ND	ND	ND	ND	
Tetrahydrocannabinol (THCV)	0.001	0.16	ND	ND	ND	ND	
Δ8-tetrahydrocannabinol (Δ8-THCV)	0.021	0.064	ND	ND	ND	ND	
Cannabidihexol (CBDH)	0.005	0.16	ND	ND	ND	ND	
Tetrahydrocannabinol (Δ9-THCB)	0.013	0.038	ND	ND	ND	ND	
Cannabinol (CBN)	0.001	0.16	0.13	1.27	10.20	203.93	
Cannabidiphorol (CBDP)	0.015	0.047	ND	ND	ND	ND	
exo-THC (exo-THC)	0.005	0.16	ND	ND	ND	ND	
Tetrahydrocannabinol (Δ9-THC)	0.003	0.16	ND	ND	ND	ND	
Δ8-tetrahydrocannabinol (Δ8-THC)	0.004	0.16	7.73	77.27	620.48	12407.78	
(6aR,9S)-Δ10-Tetrahydrocannabinol ((6aR,9S)-Δ10)	0.015	0.16	ND	ND	ND	ND	
Hexahydrocannabinol (S Isomer) (9s-HHC)	0.017	0.16	ND	ND	ND	ND	
(6aR,9R)-Δ10-Tetrahydrocannabinol ((6aR,9R)-Δ10)	0.007	0.16	ND	ND	ND	ND	
Hexahydrocannabinol (R Isomer) (9r-HHC)	0.016	0.16	ND	ND	ND	ND	
Tetrahydrocannabinolic Acid (THCA)	0.001	0.16	0.08	0.85	6.83	136.49	
Δ9-Tetrahydrocannabinol (Δ9-THCH)	0.024	0.071	ND	ND	ND	ND	
Cannabinol Acetate (CBNO)	0.014	0.043	ND	ND	ND	ND	
Δ9-Tetrahydrocannabinol (Δ9-THCP)	0.017	0.16	<LOQ	<LOQ	<LOQ	<LOQ	
Δ8-Tetrahydrocannabinol (Δ8-THCP)	0.041	0.16	<LOQ	<LOQ	<LOQ	<LOQ	
Cannabicitran (CBT)	0.005	0.16	0.01	0.10	0.80	16.06	
Δ8-THC-O-acetate (Δ8-THCO)	0.076	0.16	ND	ND	ND	ND	
9(S)-HHCP (s-HHCP)	0.031	0.094	ND	ND	ND	ND	
Δ9-THC-O-acetate (Δ9-THCO)	0.066	0.16	ND	ND	ND	ND	
9(R)-HHCP (r-HHCP)	0.026	0.079	ND	ND	ND	ND	
9(S)-HHC-O-acetate (s-HHCO)	0.005	0.16	ND	ND	ND	ND	
9(R)-HHC-O-acetate (r-HHCO)	0.008	0.025	ND	ND	ND	ND	
3-octyl-Δ8-Tetrahydrocannabinol (Δ8-THC-C8)	0.067	0.204	ND	ND	ND	ND	
Δ9-THC methyl ether (Δ9-MeO-THC)			ND	ND	ND	ND	
Total THC (THCa + Δ9THC)			0.07	0.75	5.99	119.70	
Total THC + Δ8THC + Δ10THC (THCa + Δ9THC + Δ8THC + Δ10THC)			7.80	78.02	626.46	12527.49	
Total CBD (CBDa + 0.877 + CBD)			ND	ND	ND	ND	
Total CBG (CBGa + 0.877 + CBG)			ND	ND	ND	ND	
Total HHC (9r-HHC + 9s-HHC)			ND	ND	ND	ND	
Total Cannabinoids Analyzed			7.94	79.39	637.47	12747.48	

HME - Heavy Metals Analysis  
MIBNIG - Microbial Analysis  
MTO - Mycotoxin Analysis

UJ Unidentified  
ND Not Detected  
N/A Not Applicable  
NT Not Reported  
LOD Limit of Detection  
LOQ Limit of Quantification  
<LOQ Detected  
>ULOL Above upper limit of linearity  
CFU/g Colony Forming Units per 1 gram  
TNTC Too Numerous to Count



Scan the QR code to verify authenticity.

This Certificate of Analysis has not been finalized and it represents a draft until electronically signed by:

Brandon Starr, Lab Manager

PharmLabs San Diego | 3421 Hancock St, Second Floor, San Diego, CA 92110 | 619.356.0898 | ISO/IEC 17025:2017 Acc. L17-427-1

\*This report shall not be reproduced except in full, without the written approval of the lab. This report is for informational purposes only and should not be used to diagnose, treat or prevent any disease. Results are only for samples and batches indicated. Results are reported on an "as received" basis, unless indicated otherwise. When a Pass/Fail status is reported, that status is intended to be in accordance with federal, state and local laws which are required for the customer to be in compliance. The measurement of uncertainty is not included in the Pass/Fail evaluation unless explicitly required by federal, state or local laws and has been reported on the certificate of analysis. Measurement of uncertainty is available upon request.



PES - Pesticides Analysis  
 RES - Residual Solvents Analysis  
 FVI - Filth & Foreign Material Inspection Analysis

Analyzed Jan 29, 2024 | Instrument Microscope | Method SOP-010

Analyte / Limit	Result	Analyte / Limit	Result
> 1/4 of the total sample area covered by sand, soil, clinders, or dirt	ND	> 1/4 of the total sample area covered by mold	ND
> 1 insect fragment, 1 hair, or 1 count mammalian excreta per 3g	ND	> 1/4 of the total sample area covered by an imbedded foreign material	ND

MWA - Moisture Content & Water Activity Analysis

Analyzed Jan 29, 2024 | Instrument Chilled-mirror Dewpoint and Capacitance | Method SOP-008

Analyte	LOD %	LOQ %	Result	Limit	Analyte	LOD %	LOQ %	Result	Limit
Moisture (Moi)	0.0	0.0	11.3 % Mw	13 % Mw	Water Activity (WA)	0.03	0.03	0.70 a <sub>w</sub>	0.85 a <sub>w</sub>

UI Unidentified  
 ND Not Detected  
 N/A Not Applicable  
 NT Not Reported  
 LOD Limit of Detection  
 LOQ Limit of Quantification  
 <LOQ Detected  
 >ULOL Above upper limit of linearity  
 CFU/g Colony Forming Units per 1 gram  
 TNTC Too Numerous to Count



Scan the QR code to verify authenticity.

This Certificate of Analysis has not been finalized and it represents a draft until electronically signed by:

Brandon Starr, Lab Manager

PharmLabs San Diego | 3421 Hancock St, Second Floor, San Diego, CA 92110 | 619.356.0898 | ISO/IEC 17025:2017 Acc. L17-427-1

\*This report shall not be reproduced except in full, without the written approval of the lab. This report is for informational purposes only and should not be used to diagnose, treat or prevent any disease. Results are only for samples and batches indicated. Results are reported on an "as received" basis, unless indicated otherwise. When a Pass/Fail status is reported, that status is intended to be in accordance with federal, state and local laws which are required for the customer to be in compliance. The measurement of uncertainty is not included in the Pass/Fail evaluation unless explicitly required by federal, state or local laws and has been reported on the certificate of analysis. Measurement of uncertainty is available upon request.

PharmLabs San Diego Certificate of Analysis

3421 Hancock St, Second Floor, San Diego, CA 92110 | License: C8-000098-LIC  
 ISO/IEC 17025:2017 Acc. L17-427-1 #85368



Sample **THCP Blend**

Sample ID	SD240206-056 (90669)	Matrix	Edible (Other Cannabis Good)
Distributor License	604034860	Address	1 Vanderbilt, Irvine CA, 92618
Sampled	Received Feb 06, 2024	Reported	Feb 07, 2024
Analyses executed	CANX	Unit Mass (g)	53.906
		Num. of Servings	10
		Serving Size (g)	5.39

**CANX - Cannabinoids Analysis**

Analyzed Feb 07, 2024 | Instrument HPLC-VWD | Method SOP-001  
 The expanded Uncertainty of the Cannabinoid analysis is approximately 7.806% at the 95% Confidence Level

Analyte	LOD mg/g	LOQ mg/g	Result %	Result mg/g	Result mg/Serving	Result mg/Unit	Sample photography
11-Hydroxy-Δ8-Tetrahydrocannabinol (11-Hyd-Δ8-THCV)	0.013	0.041	ND	ND	ND	ND	
Cannabidiol (CBDO)	0.002	0.007	ND	ND	ND	ND	
Abnormal Cannabidiol (a-CBDO)	0.01	0.031	ND	ND	ND	ND	
(+/-)-9B-Hydroxy-Hexahydrocannabinol (9b-HHC)	0.012	0.036	ND	ND	ND	ND	
11-Hydroxy-Δ8-Tetrahydrocannabinol (11-Hyd-Δ8-THC)	0.007	0.021	ND	ND	ND	ND	
Cannabidiolic Acid (CBDA)	0.001	0.16	ND	ND	ND	ND	
Cannabigerol Acid (CBGA)	0.001	0.16	ND	ND	ND	ND	
Cannabigerol (CBG)	0.001	0.16	ND	ND	ND	ND	
Cannabidiol (CBD)	0.001	0.16	ND	ND	ND	ND	
1(S)-THD (s-THD)	0.013	0.041	ND	ND	ND	ND	
1(R)-THD (r-THD)	0.025	0.075	ND	ND	ND	ND	
Tetrahydrocannabinol (THCV)	0.001	0.16	ND	ND	ND	ND	
Δ8-tetrahydrocannabinol (Δ8-THCV)	0.021	0.064	ND	ND	ND	ND	
Cannabidihexol (CBDH)	0.005	0.16	ND	ND	ND	ND	
Tetrahydrocannabinol (Δ9-THCB)	0.013	0.038	ND	ND	ND	ND	
Cannabinol (CBN)	0.001	0.16	ND	ND	ND	ND	
Cannabidiphorol (CBDP)	0.015	0.047	ND	ND	ND	ND	
exo-THC (exo-THC)	0.005	0.16	ND	ND	ND	ND	
Tetrahydrocannabinol (Δ9-THC)	0.003	0.16	ND	ND	ND	ND	
Δ8-tetrahydrocannabinol (Δ8-THC)	0.004	0.16	ND	ND	ND	ND	
(6aR,9S)-Δ10-Tetrahydrocannabinol ((6aR,9S)-Δ10)	0.015	0.16	ND	ND	ND	ND	
Hexahydrocannabinol (S Isomer) (9s-HHC)	0.017	0.16	ND	ND	ND	ND	
(6aR,9R)-Δ10-Tetrahydrocannabinol ((6aR,9R)-Δ10)	0.007	0.16	ND	ND	ND	ND	
Hexahydrocannabinol (R Isomer) (9r-HHC)	0.016	0.16	ND	ND	ND	ND	
Tetrahydrocannabinolic Acid (THCA)	0.001	0.16	ND	ND	ND	ND	
Δ9-Tetrahydrocannabinol (Δ9-THCH)	0.024	0.071	ND	ND	ND	ND	
Cannabinol Acetate (CBNO)	0.014	0.043	ND	ND	ND	ND	
Δ9-Tetrahydrocannabinol (Δ9-THCP)	0.017	0.16	0.16	1.58	8.52	85.17	
Δ8-Tetrahydrocannabinol (Δ8-THCP)	0.041	0.16	0.00	0.02	0.11	1.08	
Cannabicitran (CBT)	0.005	0.16	ND	ND	ND	ND	
Δ8-THC-O-acetate (Δ8-THCO)	0.076	0.16	ND	ND	ND	ND	
9(S)-HHCP (s-HHCP)	0.031	0.094	ND	ND	ND	ND	
Δ9-THC-O-acetate (Δ9-THCO)	0.066	0.16	ND	ND	ND	ND	
9(R)-HHCP (r-HHCP)	0.026	0.079	ND	ND	ND	ND	
9(S)-HHC-O-acetate (s-HHCO)	0.005	0.16	ND	ND	ND	ND	
9(R)-HHC-O-acetate (r-HHCO)	0.008	0.025	ND	ND	ND	ND	
3-octyl-Δ8-Tetrahydrocannabinol (Δ8-THC-C8)	0.067	0.204	ND	ND	ND	ND	
Δ9-THC methyl ether (Δ9-MeO-THC)			NT	NT	NT	NT	
Total THC (THCa + Δ9THC)			ND	ND	ND	ND	
Total THC + Δ8THC + Δ10THC (THCa + 0.877 + Δ9THC + Δ8THC + Δ10THC)			ND	ND	ND	ND	
Total CBD (CBDa + 0.877 + CBD)			ND	ND	ND	ND	
Total CBG (CBGa + 0.877 + CBG)			ND	ND	ND	ND	
Total HHC (9r-HHC + 9s-HHC)			ND	ND	ND	ND	
Total Cannabinoids Analyzed			0.16	1.60	8.62	86.25	

UJ Unidentified  
 ND Not Detected  
 N/A Not Applicable  
 NT Not Reported  
 LOD Limit of Detection  
 LOQ Limit of Quantification  
 <LOQ Detected  
 >ULOL Above upper limit of linearity  
 CFU/g Colony Forming Units per 1 gram  
 TNTC Too Numerous to Count



Scan the QR code to verify authenticity.

Authorized Signature

*Brandon Starr*

Brandon Starr, Lab Manager  
 Wed, 07 Feb 2024 11:45:32 -0800

PharmLabs San Diego | 3421 Hancock St, Second Floor, San Diego, CA 92110 | 619.356.0898 | ISO/IEC 17025:2017 Acc. L17-427-1

\*This report shall not be reproduced except in full, without the written approval of the lab. This report is for informational purposes only and should not be used to diagnose, treat or prevent any disease. Results are only for samples and batches indicated. Results are reported on an "as received" basis, unless indicated otherwise. When a Pass/Fail status is reported, that status is intended to be in accordance with federal, state and local laws which are required for the customer to be in compliance. The measurement of uncertainty is not included in the Pass/Fail evaluation unless explicitly required by federal, state or local laws and has been reported on the certificate of analysis. Measurement of uncertainty is available upon request.



PharmLabs San Diego Certificate of Analysis

3421 Hancock St, Second Floor, San Diego, CA 92110 | License: C8-000098-LIC  
 ISO/IEC 17025:2017 Acc. L17-427-1 #85368



Sample **Adios MF Purple Paradise**

Sample ID	SD240129-028 (90238)	Matrix	Edible (Other Cannabis Good)
Distributor License	604034860	Address	1 Vanderbilt, Irvine, CA, 92618
Sampled	-	Received	Jan 29, 2024
Analyses executed	FP-NI20	Unit Mass (g)	162.859
		Num. of Servings	20
		Reported	NA
		Serving Size (g)	8.14

**CANX - Cannabinoids Analysis**


Analyzed Jan 29, 2024 | Instrument HPLC-VWD | Method SOP-001  
 The expanded Uncertainty of the Cannabinoid analysis is approximately 7.806% at the 95% Confidence Level

Analyte	LOD mg/g	LOQ mg/g	Result %	Result mg/g	Result mg/Serving	Result mg/Unit
11-Hydroxy-Δ8-Tetrahydrocannabinol (11-Hyd-Δ8-THCV)	0.013	0.041	ND	ND	ND	ND
Cannabidiol (CBDO)	0.002	0.007	ND	ND	ND	ND
Abnormal Cannabidiol (a-CBDO)	0.01	0.031	ND	ND	ND	ND
(+/-)-9b-Hydroxy-Hexahydrocannabinol (9b-HHC)	0.012	0.036	ND	ND	ND	ND
11-Hydroxy-Δ8-Tetrahydrocannabinol (11-Hyd-Δ8-THC)	0.007	0.021	ND	ND	ND	ND
Cannabidiolic Acid (CBDA)	0.001	0.16	ND	ND	ND	ND
Cannabigerol Acid (CBGA)	0.001	0.16	ND	ND	ND	ND
Cannabigerol (CBG)	0.001	0.16	ND	ND	ND	ND
Cannabidiol (CBD)	0.001	0.16	ND	ND	ND	ND
1(S)-THD (s-THD)	0.013	0.041	ND	ND	ND	ND
1(R)-THD (r-THD)	0.025	0.075	ND	ND	ND	ND
Tetrahydrocannabinol (THCV)	0.001	0.16	ND	ND	ND	ND
Δ8-tetrahydrocannabinol (Δ8-THCV)	0.021	0.064	ND	ND	ND	ND
Cannabidiol (CBDH)	0.005	0.16	ND	ND	ND	ND
Tetrahydrocannabinol (Δ9-THCB)	0.013	0.038	ND	ND	ND	ND
Cannabinol (CBN)	0.001	0.16	0.14	1.44	11.72	234.52
Cannabidiophorol (CBDP)	0.015	0.047	ND	ND	ND	ND
exo-THC (exo-THC)	0.005	0.16	ND	ND	ND	ND
Tetrahydrocannabinol (Δ9-THC)	0.003	0.16	ND	ND	ND	ND
Δ8-tetrahydrocannabinol (Δ8-THC)	0.004	0.16	8.67	86.71	705.82	14121.50
(6aR,9S)-Δ10-Tetrahydrocannabinol ((6aR,9S)-Δ10)	0.015	0.16	ND	ND	ND	ND
Hexahydrocannabinol (S Isomer) (9s-HHC)	0.017	0.16	ND	ND	ND	ND
(6aR,9R)-Δ10-Tetrahydrocannabinol ((6aR,9R)-Δ10)	0.007	0.16	ND	ND	ND	ND
Hexahydrocannabinol (R Isomer) (9r-HHC)	0.016	0.16	ND	ND	ND	ND
Tetrahydrocannabinolic Acid (THCA)	0.001	0.16	0.03	0.31	2.52	50.49
Δ9-Tetrahydrocannabinol (Δ9-THCH)	0.024	0.071	ND	ND	ND	ND
Cannabinol Acetate (CBNO)	0.014	0.043	ND	ND	ND	ND
Δ9-Tetrahydrocannabinol (Δ9-THCP)	0.017	0.16	0.05	0.46	3.74	74.92
Δ8-Tetrahydrocannabinol (Δ8-THCP)	0.041	0.16	0.05	0.46	3.74	74.92
Cannabicitran (CBT)	0.005	0.16	0.02	0.18	1.47	29.31
Δ8-THC-O-acetate (Δ8-THCO)	0.076	0.16	ND	ND	ND	ND
9(S)-HHCP (s-HHCP)	0.031	0.094	ND	ND	ND	ND
Δ9-THC-O-acetate (Δ9-THCO)	0.066	0.16	ND	ND	ND	ND
9(R)-HHCP (r-HHCP)	0.026	0.079	ND	ND	ND	ND
9(S)-HHC-O-acetate (s-HHCO)	0.005	0.16	ND	ND	ND	ND
9(R)-HHC-O-acetate (r-HHCO)	0.008	0.025	ND	ND	ND	ND
3-octyl-Δ8-Tetrahydrocannabinol (Δ8-THC-C8)	0.067	0.204	ND	ND	ND	ND
Δ9-THC methyl ether (Δ9-MeO-THC)			ND	ND	ND	ND
Total THC (THCa + 0.877 + Δ9THC)			0.03	0.27	2.21	44.28
Total THC + Δ8THC + Δ10THC (THCa + 0.877 + Δ9THC + Δ8THC + Δ10THC)			8.70	86.98	708.03	14165.78
Total CBD (CBDO + 0.877 + CBD)			ND	ND	ND	ND
Total CBG (CBGA + 0.877 + CBG)			ND	ND	ND	ND
Total HHC (9r-HHC + 9s-HHC)			ND	ND	ND	ND
Total Cannabinoids Analyzed			8.95	89.52	728.71	14579.44



HME - Heavy Metals Analysis  
 MIBNIG - Microbial Analysis  
 MTO - Mycotoxin Analysis

UJ Unidentified  
 ND Not Detected  
 N/A Not Applicable  
 NT Not Reported  
 LOD Limit of Detection  
 LOQ Limit of Quantification  
 <LOQ Detected  
 >ULOL Above upper limit of linearity  
 CFU/g Colony Forming Units per 1 gram  
 TNTC Too Numerous to Count



Scan the QR code to verify authenticity.

This Certificate of Analysis has not been finalized and it represents a draft until electronically signed by:

Brandon Starr, Lab Manager

PharmLabs San Diego | 3421 Hancock St, Second Floor, San Diego, CA 92110 | 619.356.0898 | ISO/IEC 17025:2017 Acc. L17-427-1

\*This report shall not be reproduced except in full, without the written approval of the lab. This report is for informational purposes only and should not be used to diagnose, treat or prevent any disease. Results are only for samples and batches indicated. Results are reported on an "as received" basis, unless indicated otherwise. When a Pass/Fail status is reported, that status is intended to be in accordance with federal, state and local laws which are required for the customer to be in compliance. The measurement of uncertainty is not included in the Pass/Fail evaluation unless explicitly required by federal, state or local laws and has been reported on the certificate of analysis. Measurement of uncertainty is available upon request.



PES - Pesticides Analysis  
 RES - Residual Solvents Analysis  
 FVI - Filth & Foreign Material Inspection Analysis

Analyzed Jan 29, 2024 | Instrument Microscope | Method SOP-010

Analyte / Limit	Result	Analyte / Limit	Result
> 1/4 of the total sample area covered by sand, soil, clinders, or dirt	ND	> 1/4 of the total sample area covered by mold	ND
> 1 insect fragment, 1 hair, or 1 count mammalian excreta per 3g	ND	> 1/4 of the total sample area covered by an imbedded foreign material	ND

MWA - Moisture Content & Water Activity Analysis

Analyzed Jan 30, 2024 | Instrument Chilled-mirror Dewpoint and Capacitance | Method SOP-008

Analyte	LOD %	LOQ %	Result	Limit	Analyte	LOD %	LOQ %	Result	Limit
Moisture (Moi)	0.0	0.0	7.6 % Mw	13 % Mw	Water Activity (WA)	0.03	0.03	0.54 a <sub>w</sub>	0.85 a <sub>w</sub>

UI Unidentified  
 ND Not Detected  
 N/A Not Applicable  
 NT Not Reported  
 LOD Limit of Detection  
 LOQ Limit of Quantification  
 <LOQ Detected  
 >ULOL Above upper limit of linearity  
 CFU/g Colony Forming Units per 1 gram  
 TNTC Too Numerous to Count



Scan the QR code to verify authenticity.

This Certificate of Analysis has not been finalized and it represents a draft until electronically signed by:

Brandon Starr, Lab Manager

PharmLabs San Diego | 3421 Hancock St, Second Floor, San Diego, CA 92110 | 619.356.0898 | ISO/IEC 17025:2017 Acc. L17-427-1

\*This report shall not be reproduced except in full, without the written approval of the lab. This report is for informational purposes only and should not be used to diagnose, treat or prevent any disease. Results are only for samples and batches indicated. Results are reported on an "as received" basis, unless indicated otherwise. When a Pass/Fail status is reported, that status is intended to be in accordance with federal, state and local laws which are required for the customer to be in compliance. The measurement of uncertainty is not included in the Pass/Fail evaluation unless explicitly required by federal, state or local laws and has been reported on the certificate of analysis. Measurement of uncertainty is available upon request.

PharmLabs San Diego Certificate of Analysis

3421 Hancock St, Second Floor, San Diego, CA 92110 | License: C8-0000098-LIC  
 ISO/IEC 17025:2017 Acc. L17-427-1 #85368



Sample **Adios MF Strawberry Delight**

Sample ID	SD240129-026 (90236)	Matrix	Edible (Other Cannabis Good)
Distributor License	604034860	Address	1 Vanderbilt, Irvine, CA, 92618
Sampled	-	Received	Jan 29, 2024
Analyses executed	FP-NI20	Unit Mass (g)	154.564
		Num. of Servings	20
		Reported	NA
		Serving Size (g)	7.73


**CANX - Cannabinoids Analysis**

Analyzed Jan 29, 2024 | Instrument HPLC-VWD | Method SOP-001  
 The expanded Uncertainty of the Cannabinoid analysis is approximately 7.806% at the 95% Confidence Level

Analyte	LOD mg/g	LOQ mg/g	Result %	Result mg/g	Result mg/Serving	Result mg/Unit	Sample photography
11-Hydroxy-Δ8-Tetrahydrocannabinol (11-Hyd-Δ8-THCV)	0.013	0.041	ND	ND	ND	ND	
Cannabidiol (CBDO)	0.002	0.007	ND	ND	ND	ND	
Abnormal Cannabidiol (a-CBDO)	0.01	0.031	ND	ND	ND	ND	
(+/-)-9B-Hydroxy-Hexahydrocannabinol (9b-HHC)	0.012	0.036	ND	ND	ND	ND	
11-Hydroxy-Δ8-Tetrahydrocannabinol (11-Hyd-Δ8-THC)	0.007	0.021	ND	ND	ND	ND	
Cannabidiolic Acid (CBDA)	0.001	0.16	ND	ND	ND	ND	
Cannabigerol Acid (CBGA)	0.001	0.16	ND	ND	ND	ND	
Cannabigerol (CBG)	0.001	0.16	ND	ND	ND	ND	
Cannabidiol (CBD)	0.001	0.16	ND	ND	ND	ND	
1(S)-THD (s-THD)	0.013	0.041	ND	ND	ND	ND	
1(R)-THD (r-THD)	0.025	0.075	ND	ND	ND	ND	
Tetrahydrocannabinol (THCV)	0.001	0.16	ND	ND	ND	ND	
Δ8-tetrahydrocannabinol (Δ8-THCV)	0.021	0.064	ND	ND	ND	ND	
Cannabidihexol (CBDH)	0.005	0.16	ND	ND	ND	ND	
Tetrahydrocannabinol (Δ9-THCB)	0.013	0.038	ND	ND	ND	ND	
Cannabinol (CBN)	0.001	0.16	0.15	1.47	11.36	227.21	
Cannabidiophorol (CBDP)	0.015	0.047	ND	ND	ND	ND	
exo-THC (exo-THC)	0.005	0.16	ND	ND	ND	ND	
Tetrahydrocannabinol (Δ9-THC)	0.003	0.16	ND	ND	ND	ND	
Δ8-tetrahydrocannabinol (Δ8-THC)	0.004	0.16	8.69	86.86	671.43	13425.43	
(6aR,9S)-Δ10-Tetrahydrocannabinol ((6aR,9S)-Δ10)	0.015	0.16	ND	ND	ND	ND	
Hexahydrocannabinol (S Isomer) (9s-HHC)	0.017	0.16	ND	ND	ND	ND	
(6aR,9R)-Δ10-Tetrahydrocannabinol ((6aR,9R)-Δ10)	0.007	0.16	ND	ND	ND	ND	
Hexahydrocannabinol (R Isomer) (9r-HHC)	0.016	0.16	ND	ND	ND	ND	
Tetrahydrocannabinolic Acid (THCA)	0.001	0.16	0.09	0.94	7.27	145.29	
Δ9-Tetrahydrocannabinol (Δ9-THCH)	0.024	0.071	ND	ND	ND	ND	
Cannabinol Acetate (CBNO)	0.014	0.043	ND	ND	ND	ND	
Δ9-Tetrahydrocannabinol (Δ9-THCP)	0.017	0.16	0.01	0.06	0.46	9.27	
Δ8-Tetrahydrocannabinol (Δ8-THCP)	0.041	0.16	0.01	0.10	0.77	15.46	
Cannabicitran (CBT)	0.005	0.16	0.02	0.15	1.16	23.18	
Δ8-THC-O-acetate (Δ8-THCO)	0.076	0.16	ND	ND	ND	ND	
9(S)-HHCP (s-HHCP)	0.031	0.094	ND	ND	ND	ND	
Δ9-THC-O-acetate (Δ9-THCO)	0.066	0.16	ND	ND	ND	ND	
9(R)-HHCP (r-HHCP)	0.026	0.079	ND	ND	ND	ND	
9(S)-HHC-O-acetate (s-HHCO)	0.005	0.16	ND	ND	ND	ND	
9(R)-HHC-O-acetate (r-HHCO)	0.008	0.025	ND	ND	ND	ND	
3-octyl-Δ8-Tetrahydrocannabinol (Δ8-THC-C8)	0.067	0.204	ND	ND	ND	ND	
Δ9-THC methyl ether (Δ9-MeO-THC)			ND	ND	ND	ND	
<b>Total THC ( THCa * 0.877 + Δ9THC )</b>			<b>0.08</b>	<b>0.82</b>	<b>6.37</b>	<b>127.42</b>	
<b>Total THC + Δ8THC + Δ10THC ( THCa * 0.877 + Δ9THC + Δ8THC + Δ10THC )</b>			<b>8.77</b>	<b>87.68</b>	<b>677.80</b>	<b>13552.85</b>	
<b>Total CBD ( CBDO * 0.877 + CBD )</b>			<b>ND</b>	<b>ND</b>	<b>ND</b>	<b>ND</b>	
<b>Total CBG ( CBGa * 0.877 + CBG )</b>			<b>ND</b>	<b>ND</b>	<b>ND</b>	<b>ND</b>	
<b>Total HHC ( 9r-HHC + 9s-HHC )</b>			<b>ND</b>	<b>ND</b>	<b>ND</b>	<b>ND</b>	
<b>Total Cannabinoids Analyzed</b>			<b>8.95</b>	<b>89.46</b>	<b>691.56</b>	<b>13827.97</b>	

HME - Heavy Metals Analysis  
 MIBNIG - Microbial Analysis  
 MTO - Mycotoxin Analysis

UJ Unidentified  
 ND Not Detected  
 N/A Not Applicable  
 NT Not Reported  
 LOD Limit of Detection  
 LOQ Limit of Quantification  
 <LOQ Detected  
 >ULOL Above upper limit of linearity  
 CFU/g Colony Forming Units per 1 gram  
 TNTC Too Numerous to Count



Scan the QR code to verify authenticity.

This Certificate of Analysis has not been finalized and it represents a draft until electronically signed by:

Brandon Starr, Lab Manager

PharmLabs San Diego | 3421 Hancock St, Second Floor, San Diego, CA 92110 | 619.356.0898 | ISO/IEC 17025:2017 Acc. L17-427-1

\*This report shall not be reproduced except in full, without the written approval of the lab. This report is for informational purposes only and should not be used to diagnose, treat or prevent any disease. Results are only for samples and batches indicated. Results are reported on an "as received" basis, unless indicated otherwise. When a Pass/Fail status is reported, that status is intended to be in accordance with federal, state and local laws which are required for the customer to be in compliance. The measurement of uncertainty is not included in the Pass/Fail evaluation unless explicitly required by federal, state or local laws and has been reported on the certificate of analysis. Measurement of uncertainty is available upon request.



PES - Pesticides Analysis  
 RES - Residual Solvents Analysis  
 FVI - Filth & Foreign Material Inspection Analysis

Analyzed Jan 29, 2024 | Instrument Microscope | Method SOP-010

Analyte / Limit	Result	Analyte / Limit	Result
> 1/4 of the total sample area covered by sand, soil, clinders, or dirt	ND	> 1/4 of the total sample area covered by mold	ND
> 1 insect fragment, 1 hair, or 1 count mammalian excreta per 3g	ND	> 1/4 of the total sample area covered by an imbedded foreign material	ND

MWA - Moisture Content & Water Activity Analysis

Analyzed Jan 30, 2024 | Instrument Chilled-mirror Dewpoint and Capacitance | Method SOP-008

Analyte	LOD %	LOQ %	Result	Limit	Analyte	LOD %	LOQ %	Result	Limit
Moisture (Moi)	0.0	0.0	11.8 % Mw	13 % Mw	Water Activity (WA)	0.03	0.03	0.72 a <sub>w</sub>	0.85 a <sub>w</sub>

UI Unidentified  
 ND Not Detected  
 N/A Not Applicable  
 NT Not Reported  
 LOD Limit of Detection  
 LOQ Limit of Quantification  
 <LOQ Detected  
 >ULOL Above upper limit of linearity  
 CFU/g Colony Forming Units per 1 gram  
 TNTC Too Numerous to Count



Scan the QR code to verify authenticity.

This Certificate of Analysis has not been finalized and it represents a draft until electronically signed by:

Brandon Starr, Lab Manager

PharmLabs San Diego | 3421 Hancock St, Second Floor, San Diego, CA 92110 | 619.356.0898 | ISO/IEC 17025:2017 Acc. L17-427-1

\*This report shall not be reproduced except in full, without the written approval of the lab. This report is for informational purposes only and should not be used to diagnose, treat or prevent any disease. Results are only for samples and batches indicated. Results are reported on an "as received" basis, unless indicated otherwise. When a Pass/Fail status is reported, that status is intended to be in accordance with federal, state and local laws which are required for the customer to be in compliance. The measurement of uncertainty is not included in the Pass/Fail evaluation unless explicitly required by federal, state or local laws and has been reported on the certificate of analysis. Measurement of uncertainty is available upon request.

PharmLabs San Diego Certificate of Analysis

3421 Hancock St, Second Floor, San Diego, CA 92110 | License: C8-0000098-LIC  
 ISO/IEC 17025:2017 Acc. L17-427-1 #85368



Sample **Adios MF Tropical Sunburst**

Sample ID	SD240129-024 (90234)	Matrix	Edible (Other Cannabis Good)
Distributor License	604034860	Address	1 Vanderbilt, Irvine CA, 92618
Sampled	-	Received	Jan 29, 2024
Analyses executed	FP-NI20	Unit Mass (g)	169.4
		Num. of Servings	20
		Reported	NA
		Serving Size (g)	8.47


**CANX - Cannabinoids Analysis**

Analyzed Jan 29, 2024 | Instrument HPLC-VWD | Method SOP-001  
 The expanded Uncertainty of the Cannabinoid analysis is approximately 7.806% at the 95% Confidence Level

Analyte	LOD mg/g	LOQ mg/g	Result %	Result mg/g	Result mg/Serving	Result mg/Unit	Sample photography
11-Hydroxy-Δ8-Tetrahydrocannabinol (11-Hyd-Δ8-THCV)	0.013	0.041	ND	ND	ND	ND	
Cannabidiol (CBDO)	0.002	0.007	ND	ND	ND	ND	
Abnormal Cannabidiol (a-CBDO)	0.01	0.031	ND	ND	ND	ND	
(+/-)-9B-Hydroxy-Hexahydrocannabinol (9b-HHC)	0.012	0.036	ND	ND	ND	ND	
11-Hydroxy-Δ8-Tetrahydrocannabinol (11-Hyd-Δ8-THC)	0.007	0.021	ND	ND	ND	ND	
Cannabidiolic Acid (CBDA)	0.001	0.16	ND	ND	ND	ND	
Cannabigerol Acid (CBGA)	0.001	0.16	ND	ND	ND	ND	
Cannabigerol (CBG)	0.001	0.16	ND	ND	ND	ND	
Cannabidiol (CBD)	0.001	0.16	ND	ND	ND	ND	
1(S)-THD (s-THD)	0.013	0.041	ND	ND	ND	ND	
1(R)-THD (r-THD)	0.025	0.075	ND	ND	ND	ND	
Tetrahydrocannabinol (THCV)	0.001	0.16	ND	ND	ND	ND	
Δ8-tetrahydrocannabinol (Δ8-THCV)	0.021	0.064	ND	ND	ND	ND	
Cannabidihexol (CBDH)	0.005	0.16	ND	ND	ND	ND	
Tetrahydrocannabinol (Δ9-THCB)	0.013	0.038	ND	ND	ND	ND	
Cannabinol (CBN)	0.001	0.16	0.13	1.27	10.76	215.14	
Cannabidiphorol (CBDP)	0.015	0.047	ND	ND	ND	ND	
exo-THC (exo-THC)	0.005	0.16	ND	ND	ND	ND	
Tetrahydrocannabinol (Δ9-THC)	0.003	0.16	ND	ND	ND	ND	
Δ8-tetrahydrocannabinol (Δ8-THC)	0.004	0.16	7.57	75.72	641.35	12826.97	
(6aR,9S)-Δ10-Tetrahydrocannabinol ((6aR,9S)-Δ10)	0.015	0.16	ND	ND	ND	ND	
Hexahydrocannabinol (S Isomer) (9s-HHC)	0.017	0.16	ND	ND	ND	ND	
(6aR,9R)-Δ10-Tetrahydrocannabinol ((6aR,9R)-Δ10)	0.007	0.16	ND	ND	ND	ND	
Hexahydrocannabinol (R Isomer) (9r-HHC)	0.016	0.16	ND	ND	ND	ND	
Tetrahydrocannabinolic Acid (THCA)	0.001	0.16	0.10	0.96	8.13	162.62	
Δ9-Tetrahydrocannabinol (Δ9-THCH)	0.024	0.071	ND	ND	ND	ND	
Cannabinol Acetate (CBNO)	0.014	0.043	ND	ND	ND	ND	
Δ9-Tetrahydrocannabinol (Δ9-THCP)	0.017	0.16	0.02	0.16	1.36	27.10	
Δ8-Tetrahydrocannabinol (Δ8-THCP)	0.041	0.16	0.02	0.18	1.52	30.49	
Cannabicitran (CBT)	0.005	0.16	0.01	0.13	1.10	22.02	
Δ8-THC-O-acetate (Δ8-THCO)	0.076	0.16	ND	ND	ND	ND	
9(S)-HHCP (s-HHCP)	0.031	0.094	ND	ND	ND	ND	
Δ9-THC-O-acetate (Δ9-THCO)	0.066	0.16	ND	ND	ND	ND	
9(R)-HHCP (r-HHCP)	0.026	0.079	ND	ND	ND	ND	
9(S)-HHC-O-acetate (s-HHCO)	0.005	0.16	ND	ND	ND	ND	
9(R)-HHC-O-acetate (r-HHCO)	0.008	0.025	ND	ND	ND	ND	
3-octyl-Δ8-Tetrahydrocannabinol (Δ8-THC-C8)	0.067	0.204	ND	ND	ND	ND	
Δ9-THC methyl ether (Δ9-MeO-THC)			ND	ND	ND	ND	
<b>Total THC ( THCa * 0.877 + Δ9THC )</b>			<b>0.08</b>	<b>0.84</b>	<b>7.13</b>	<b>142.62</b>	
<b>Total THC + Δ8THC + Δ10THC ( THCa * 0.877 + Δ9THC + Δ8THC + Δ10THC )</b>			<b>7.66</b>	<b>76.56</b>	<b>648.48</b>	<b>12969.59</b>	
<b>Total CBD ( CBDO * 0.877 + CBD )</b>			<b>ND</b>	<b>ND</b>	<b>ND</b>	<b>ND</b>	
<b>Total CBG ( CBGa * 0.877 + CBG )</b>			<b>ND</b>	<b>ND</b>	<b>ND</b>	<b>ND</b>	
<b>Total HHC ( 9r-HHC + 9s-HHC )</b>			<b>ND</b>	<b>ND</b>	<b>ND</b>	<b>ND</b>	
<b>Total Cannabinoids Analyzed</b>			<b>7.83</b>	<b>78.30</b>	<b>663.22</b>	<b>13264.35</b>	

HME - Heavy Metals Analysis  
 MIBNIG - Microbial Analysis  
 MTO - Mycotoxin Analysis

UI Unidentified  
 ND Not Detected  
 N/A Not Applicable  
 NT Not Reported  
 LOD Limit of Detection  
 LOQ Limit of Quantification  
 <LOQ Detected  
 >ULOL Above upper limit of linearity  
 CFU/g Colony Forming Units per 1 gram  
 TNTC Too Numerous to Count



Scan the QR code to verify authenticity.

This Certificate of Analysis has not been finalized and it represents a draft until electronically signed by:

Brandon Starr, Lab Manager

PharmLabs San Diego | 3421 Hancock St, Second Floor, San Diego, CA 92110 | 619.356.0898 | ISO/IEC 17025:2017 Acc. L17-427-1

\*This report shall not be reproduced except in full, without the written approval of the lab. This report is for informational purposes only and should not be used to diagnose, treat or prevent any disease. Results are only for samples and batches indicated. Results are reported on an "as received" basis, unless indicated otherwise. When a Pass/Fail status is reported, that status is intended to be in accordance with federal, state and local laws which are required for the customer to be in compliance. The measurement of uncertainty is not included in the Pass/Fail evaluation unless explicitly required by federal, state or local laws and has been reported on the certificate of analysis. Measurement of uncertainty is available upon request.





PES - Pesticides Analysis  
 RES - Residual Solvents Analysis  
 FVI - Filth & Foreign Material Inspection Analysis

Analyzed Jan 29, 2024 | Instrument Microscope | Method SOP-010

Analyte / Limit	Result	Analyte / Limit	Result
> 1/4 of the total sample area covered by sand, soil, clinders, or dirt	ND	> 1/4 of the total sample area covered by mold	ND
> 1 insect fragment, 1 hair, or 1 count mammalian excreta per 3g	ND	> 1/4 of the total sample area covered by an imbedded foreign material	ND

MWA - Moisture Content & Water Activity Analysis

Analyzed Jan 29, 2024 | Instrument Chilled-mirror Dewpoint and Capacitance | Method SOP-008

Analyte	LOD %	LOQ %	Result	Limit	Analyte	LOD %	LOQ %	Result	Limit
Moisture (Moi)	0.0	0.0	11.4 % Mw	13 % Mw	Water Activity (WA)	0.03	0.03	0.70 a <sub>w</sub>	0.85 a <sub>w</sub>

UI Unidentified  
 ND Not Detected  
 N/A Not Applicable  
 NT Not Reported  
 LOD Limit of Detection  
 LOQ Limit of Quantification  
 <LOQ Detected  
 >ULOL Above upper limit of linearity  
 CFU/g Colony Forming Units per 1 gram  
 TNTC Too Numerous to Count



Scan the QR code to verify authenticity.

This Certificate of Analysis has not been finalized and it represents a draft until electronically signed by:

Brandon Starr, Lab Manager

PharmLabs San Diego | 3421 Hancock St, Second Floor, San Diego, CA 92110 | 619.356.0898 | ISO/IEC 17025:2017 Acc. L17-427-1

\*This report shall not be reproduced except in full, without the written approval of the lab. This report is for informational purposes only and should not be used to diagnose, treat or prevent any disease. Results are only for samples and batches indicated. Results are reported on an "as received" basis, unless indicated otherwise. When a Pass/Fail status is reported, that status is intended to be in accordance with federal, state and local laws which are required for the customer to be in compliance. The measurement of uncertainty is not included in the Pass/Fail evaluation unless explicitly required by federal, state or local laws and has been reported on the certificate of analysis. Measurement of uncertainty is available upon request.

PharmLabs San Diego Certificate of Analysis

3421 Hancock St, Second Floor, San Diego, CA 92110 | License: C8-000098-LIC  
 ISO/IEC 17025:2017 Acc. L17-427-1 #85368



Sample **Adios MF Watermelon Pucker**

Sample ID	SD240129-027 (90237)	Matrix	Edible (Other Cannabis Good)
Distributor License	604034860	Address	1 Vanderbilt, Irvine CA, 92618
Sampled	-	Received	Jan 29, 2024
Analyses executed	FP-NI20	Unit Mass (g)	170.13
		Num. of Servings	20
		Reported	NA
		Serving Size (g)	8.51

**CANX - Cannabinoids Analysis**

Analyzed Jan 29, 2024 | Instrument HPLC-VWD | Method SOP-001  
 The expanded Uncertainty of the Cannabinoid analysis is approximately 7.806% at the 95% Confidence Level

Analyte	LOD mg/g	LOQ mg/g	Result %	Result mg/g	Result mg/Serving	Result mg/Unit	Sample photography
11-Hydroxy-Δ8-Tetrahydrocannabinol (11-Hyd-Δ8-THCV)	0.013	0.041	ND	ND	ND	ND	
Cannabidiol (CBDO)	0.002	0.007	ND	ND	ND	ND	
Abnormal Cannabidiol (a-CBDO)	0.01	0.031	ND	ND	ND	ND	
(+/-)-9B-Hydroxy-Hexahydrocannabinol (9b-HHC)	0.012	0.036	ND	ND	ND	ND	
11-Hydroxy-Δ8-Tetrahydrocannabinol (11-Hyd-Δ8-THC)	0.007	0.021	ND	ND	ND	ND	
Cannabidiolic Acid (CBDA)	0.001	0.16	ND	ND	ND	ND	
Cannabigerol Acid (CBGA)	0.001	0.16	ND	ND	ND	ND	
Cannabigerol (CBG)	0.001	0.16	ND	ND	ND	ND	
Cannabidiol (CBD)	0.001	0.16	ND	ND	ND	ND	
1(S)-THD (s-THD)	0.013	0.041	ND	ND	ND	ND	
1(R)-THD (r-THD)	0.025	0.075	ND	ND	ND	ND	
Tetrahydrocannabinol (THCV)	0.001	0.16	ND	ND	ND	ND	
Δ8-tetrahydrocannabinol (Δ8-THCV)	0.021	0.064	ND	ND	ND	ND	
Cannabidiol (CBDH)	0.005	0.16	ND	ND	ND	ND	
Tetrahydrocannabinol (Δ9-THCB)	0.013	0.038	ND	ND	ND	ND	
Cannabinol (CBN)	0.001	0.16	0.12	1.23	10.47	209.26	
Cannabidiophenol (CBDP)	0.015	0.047	ND	ND	ND	ND	
exo-THC (exo-THC)	0.005	0.16	ND	ND	ND	ND	
Tetrahydrocannabinol (Δ9-THC)	0.003	0.16	ND	ND	ND	ND	
Δ8-tetrahydrocannabinol (Δ8-THC)	0.004	0.16	7.44	74.42	633.31	12661.07	
(6aR,9S)-Δ10-Tetrahydrocannabinol ((6aR,9S)-Δ10)	0.015	0.16	ND	ND	ND	ND	
Hexahydrocannabinol (S Isomer) (9s-HHC)	0.017	0.16	ND	ND	ND	ND	
(6aR,9R)-Δ10-Tetrahydrocannabinol ((6aR,9R)-Δ10)	0.007	0.16	ND	ND	ND	ND	
Hexahydrocannabinol (R Isomer) (9r-HHC)	0.016	0.16	ND	ND	ND	ND	
Tetrahydrocannabinolic Acid (THCA)	0.001	0.16	0.08	0.80	6.81	136.10	
Δ9-Tetrahydrocannabinol (Δ9-THCH)	0.024	0.071	ND	ND	ND	ND	
Cannabinol Acetate (CBNO)	0.014	0.043	ND	ND	ND	ND	
Δ9-Tetrahydrocannabinol (Δ9-THCP)	0.017	0.16	<LOQ	<LOQ	<LOQ	<LOQ	
Δ8-Tetrahydrocannabinol (Δ8-THCP)	0.041	0.16	ND	ND	ND	ND	
Cannabicitran (CBT)	0.005	0.16	0.01	0.14	1.19	23.82	
Δ8-THC-O-acetate (Δ8-THCO)	0.076	0.16	ND	ND	ND	ND	
9(S)-HHCP (s-HHCP)	0.031	0.094	ND	ND	ND	ND	
Δ9-THC-O-acetate (Δ9-THCO)	0.066	0.16	ND	ND	ND	ND	
9(R)-HHCP (r-HHCP)	0.026	0.079	ND	ND	ND	ND	
9(S)-HHC-O-acetate (s-HHCO)	0.005	0.16	ND	ND	ND	ND	
9(R)-HHC-O-acetate (r-HHCO)	0.008	0.025	ND	ND	ND	ND	
3-octyl-Δ8-Tetrahydrocannabinol (Δ8-THC-C8)	0.067	0.204	ND	ND	ND	ND	
Δ9-THC methyl ether (Δ9-MeO-THC)			ND	ND	ND	ND	
Total THC (THCa + 0.877 + Δ9THC)			0.07	0.70	5.97	119.36	
Total THC + Δ8THC + Δ10THC (THCa + 0.877 + Δ9THC + Δ8THC + Δ10THC)			7.51	75.12	639.28	12780.44	
Total CBD (CBDa + 0.877 + CBD)			ND	ND	ND	ND	
Total CBG (CBGa + 0.877 + CBG)			ND	ND	ND	ND	
Total HHC (9r-HHC + 9s-HHC)			ND	ND	ND	ND	
Total Cannabinoids Analyzed			7.65	76.49	650.94	13013.52	

HME - Heavy Metals Analysis  
 MIBNIG - Microbial Analysis  
 MTO - Mycotoxin Analysis

UJ Unidentified  
 ND Not Detected  
 N/A Not Applicable  
 NT Not Reported  
 LOD Limit of Detection  
 LOQ Limit of Quantification  
 <LOQ Detected  
 >ULOL Above upper limit of linearity  
 CFU/g Colony Forming Units per 1 gram  
 TNTC Too Numerous to Count



Scan the QR code to verify authenticity.

This Certificate of Analysis has not been finalized and it represents a draft until electronically signed by:

Brandon Starr, Lab Manager

PharmLabs San Diego | 3421 Hancock St, Second Floor, San Diego, CA 92110 | 619.356.0898 | ISO/IEC 17025:2017 Acc. L17-427-1

\*This report shall not be reproduced except in full, without the written approval of the lab. This report is for informational purposes only and should not be used to diagnose, treat or prevent any disease. Results are only for samples and batches indicated. Results are reported on an "as received" basis, unless indicated otherwise. When a Pass/Fail status is reported, that status is intended to be in accordance with federal, state and local laws which are required for the customer to be in compliance. The measurement of uncertainty is not included in the Pass/Fail evaluation unless explicitly required by federal, state or local laws and has been reported on the certificate of analysis. Measurement of uncertainty is available upon request.



PES - Pesticides Analysis  
 RES - Residual Solvents Analysis  
 FVI - Filth & Foreign Material Inspection Analysis

Analyzed Jan 29, 2024 | Instrument Microscope | Method SOP-010

Analyte / Limit	Result	Analyte / Limit	Result
> 1/4 of the total sample area covered by sand, soil, clinders, or dirt	ND	> 1/4 of the total sample area covered by mold	ND
> 1 insect fragment, 1 hair, or 1 count mammalian excreta per 3g	ND	> 1/4 of the total sample area covered by an imbedded foreign material	ND

MWA - Moisture Content & Water Activity Analysis

Analyzed Jan 30, 2024 | Instrument Chilled-mirror Dewpoint and Capacitance | Method SOP-008

Analyte	LOD %	LOQ %	Result	Limit	Analyte	LOD %	LOQ %	Result	Limit
Moisture (Moi)	0.0	0.0	9.6 % Mw	13 % Mw	Water Activity (WA)	0.03	0.03	0.64 a <sub>w</sub>	0.85 a <sub>w</sub>

UI Unidentified  
 ND Not Detected  
 N/A Not Applicable  
 NT Not Reported  
 LOD Limit of Detection  
 LOQ Limit of Quantification  
 <LOQ Detected  
 >ULOL Above upper limit of linearity  
 CFU/g Colony Forming Units per 1 gram  
 TNTC Too Numerous to Count



Scan the QR code to verify authenticity.

This Certificate of Analysis has not been finalized and it represents a draft until electronically signed by:

Brandon Starr, Lab Manager

PharmLabs San Diego | 3421 Hancock St, Second Floor, San Diego, CA 92110 | 619.356.0898 | ISO/IEC 17025:2017 Acc. L17-427-1

\*This report shall not be reproduced except in full, without the written approval of the lab. This report is for informational purposes only and should not be used to diagnose, treat or prevent any disease. Results are only for samples and batches indicated. Results are reported on an "as received" basis, unless indicated otherwise. When a Pass/Fail status is reported, that status is intended to be in accordance with federal, state and local laws which are required for the customer to be in compliance. The measurement of uncertainty is not included in the Pass/Fail evaluation unless explicitly required by federal, state or local laws and has been reported on the certificate of analysis. Measurement of uncertainty is available upon request.

PharmLabs San Diego Certificate of Analysis

3421 Hancock St, Second Floor, San Diego, CA 92110 | License: C8-000098-LIC  
 ISO/IEC 17025:2017 Acc. L17-427-1 #85368



Sample **THCP Blend**

Sample ID	SD240206-056 (90669)	Matrix	Edible (Other Cannabis Good)
Distributor License	604034860	Address	1 Vanderbilt, Irvine CA, 92618
Sampled	Received Feb 06, 2024	Reported	Feb 07, 2024
Analyses executed	CANX	Unit Mass (g)	53.906
		Num. of Servings	10
		Serving Size (g)	5.39

**CANX - Cannabinoids Analysis**

Analyzed Feb 07, 2024 | Instrument HPLC-VWD | Method SOP-001  
 The expanded Uncertainty of the Cannabinoid analysis is approximately 7.806% at the 95% Confidence Level

Analyte	LOD mg/g	LOQ mg/g	Result %	Result mg/g	Result mg/Serving	Result mg/Unit	Sample photography
11-Hydroxy-Δ8-Tetrahydrocannabinol (11-Hyd-Δ8-THCV)	0.013	0.041	ND	ND	ND	ND	
Cannabidiol (CBDO)	0.002	0.007	ND	ND	ND	ND	
Abnormal Cannabidiol (a-CBDO)	0.01	0.031	ND	ND	ND	ND	
(+/-)-9B-Hydroxy-Hexahydrocannabinol (9b-HHC)	0.012	0.036	ND	ND	ND	ND	
11-Hydroxy-Δ8-Tetrahydrocannabinol (11-Hyd-Δ8-THC)	0.007	0.021	ND	ND	ND	ND	
Cannabidiolic Acid (CBDA)	0.001	0.16	ND	ND	ND	ND	
Cannabigerol Acid (CBGA)	0.001	0.16	ND	ND	ND	ND	
Cannabigerol (CBG)	0.001	0.16	ND	ND	ND	ND	
Cannabidiol (CBD)	0.001	0.16	ND	ND	ND	ND	
1(S)-THD (s-THD)	0.013	0.041	ND	ND	ND	ND	
1(R)-THD (r-THD)	0.025	0.075	ND	ND	ND	ND	
Tetrahydrocannabinol (THCV)	0.001	0.16	ND	ND	ND	ND	
Δ8-tetrahydrocannabinol (Δ8-THCV)	0.021	0.064	ND	ND	ND	ND	
Cannabidihexol (CBDH)	0.005	0.16	ND	ND	ND	ND	
Tetrahydrocannabinol (Δ9-THCB)	0.013	0.038	ND	ND	ND	ND	
Cannabinol (CBN)	0.001	0.16	ND	ND	ND	ND	
Cannabidiophorol (CBDP)	0.015	0.047	ND	ND	ND	ND	
exo-THC (exo-THC)	0.005	0.16	ND	ND	ND	ND	
Tetrahydrocannabinol (Δ9-THC)	0.003	0.16	ND	ND	ND	ND	
Δ8-tetrahydrocannabinol (Δ8-THC)	0.004	0.16	ND	ND	ND	ND	
(6aR,9S)-Δ10-Tetrahydrocannabinol ((6aR,9S)-Δ10)	0.015	0.16	ND	ND	ND	ND	
Hexahydrocannabinol (S Isomer) (9s-HHC)	0.017	0.16	ND	ND	ND	ND	
(6aR,9R)-Δ10-Tetrahydrocannabinol ((6aR,9R)-Δ10)	0.007	0.16	ND	ND	ND	ND	
Hexahydrocannabinol (R Isomer) (9r-HHC)	0.016	0.16	ND	ND	ND	ND	
Tetrahydrocannabinolic Acid (THCA)	0.001	0.16	ND	ND	ND	ND	
Δ9-Tetrahydrocannabinol (Δ9-THCH)	0.024	0.071	ND	ND	ND	ND	
Cannabinol Acetate (CBNO)	0.014	0.043	ND	ND	ND	ND	
Δ9-Tetrahydrocannabinol (Δ9-THCP)	0.017	0.16	0.16	1.58	8.52	85.17	
Δ8-Tetrahydrocannabinol (Δ8-THCP)	0.041	0.16	0.00	0.02	0.11	1.08	
Cannabicitran (CBT)	0.005	0.16	ND	ND	ND	ND	
Δ8-THC-O-acetate (Δ8-THCO)	0.076	0.16	ND	ND	ND	ND	
9(S)-HHCP (s-HHCP)	0.031	0.094	ND	ND	ND	ND	
Δ9-THC-O-acetate (Δ9-THCO)	0.066	0.16	ND	ND	ND	ND	
9(R)-HHCP (r-HHCP)	0.026	0.079	ND	ND	ND	ND	
9(S)-HHC-O-acetate (s-HHCO)	0.005	0.16	ND	ND	ND	ND	
9(R)-HHC-O-acetate (r-HHCO)	0.008	0.025	ND	ND	ND	ND	
3-octyl-Δ8-Tetrahydrocannabinol (Δ8-THC-C8)	0.067	0.204	ND	ND	ND	ND	
Δ9-THC methyl ether (Δ9-MeO-THC)			NT	NT	NT	NT	
Total THC (THCa + Δ9THC)			ND	ND	ND	ND	
Total THC + Δ8THC + Δ10THC (THCa + 0.877 + Δ9THC + Δ8THC + Δ10THC)			ND	ND	ND	ND	
Total CBD (CBDa + 0.877 + CBD)			ND	ND	ND	ND	
Total CBG (CBGa + 0.877 + CBG)			ND	ND	ND	ND	
Total HHC (9r-HHC + 9s-HHC)			ND	ND	ND	ND	
Total Cannabinoids Analyzed			0.16	1.60	8.62	86.25	

UJ Unidentified  
 ND Not Detected  
 N/A Not Applicable  
 NT Not Reported  
 LOD Limit of Detection  
 LOQ Limit of Quantification  
 <LOQ Detected  
 >ULOL Above upper limit of linearity  
 CFU/g Colony Forming Units per 1 gram  
 TNTC Too Numerous to Count



Scan the QR code to verify authenticity.

Authorized Signature

*Brandon Starr*

Brandon Starr, Lab Manager  
 Wed, 07 Feb 2024 11:45:32 -0800

PharmLabs San Diego | 3421 Hancock St, Second Floor, San Diego, CA 92110 | 619.356.0898 | ISO/IEC 17025:2017 Acc. L17-427-1

\*This report shall not be reproduced except in full, without the written approval of the lab. This report is for informational purposes only and should not be used to diagnose, treat or prevent any disease. Results are only for samples and batches indicated. Results are reported on an "as received" basis, unless indicated otherwise. When a Pass/Fail status is reported, that status is intended to be in accordance with federal, state and local laws which are required for the customer to be in compliance. The measurement of uncertainty is not included in the Pass/Fail evaluation unless explicitly required by federal, state or local laws and has been reported on the certificate of analysis. Measurement of uncertainty is available upon request.

