

JBA


PERFORMANCE EXHAUST

A PerTronix Performance Brand ~ www.pertronixbrands.com ~ 909 599-5955

Installation Instructions & Warranty Information

40-9005 ~ 2010-20 Tundra 4.6/4.7/5.7L

Cat Back Exhaust



PerTronix® thanks you for choosing a JBA Performance Exhaust Product. To realize the potential of JBA's engineering and excellent fit, Please Read and Understand these instructions completely prior to starting the installation.

Check that you received all the parts listed on the parts list, if you have any concerns, please contact PerTronix before continuing. Headers will have the part number stamped in the flange.

Work Smart – Work Safe! Most Header and Exhaust Installation are best performed on a lift. If a lift is not available, raise the vehicle and support on quality Jack Stands on level ground. Do not rely on a jack!

WARNING:

This product can expose you to chemicals including Lead, Nickel, Cadmium and Chromium which are known to the State of California to cause cancer and birth defects or other reproductive harm. For more information go to www.P65Warnings.ca.gov

REV. 4 2-11-21 DSL

Start:

1. Remove and inventory new JBA exhaust system.
2. Disconnect negative battery cable and allow vehicle to cool.



3. Apply a little spray lube to rubber hanger



4. Remove clamp behind muffler




5. Remove hanger from rubber isolator



6. Remove bolts attaching intermediate pipes to catalytic converters



7. Remove muffler assembly from vehicle




8. Install axle pipe



9. Install muffler onto axle pipe



10. Install clamps



11. Install clamp hanger at front of muffler



12. Install turnout onto axle pipe

13. Using a soft cloth, remove all prints from exhaust tip.

14. Check all clamps and connections for proper fit and alignment. Double check all clamps are tightened and that all hangers are secure in rubber grommets. It is recommended that after installation of the exhaust system you have all slip connections tack welded by a muffler shop.

Parts List	Qty.
A. Y-Pipe	1
B. Muffler	1
C. Axle pipe	1
D. Hanger clamp	1
E. Tailpipe	1
F. U-Clamp	2



4

This product is considered a Replacement part per CARB and EPA regulations for emissions compliance and is legal for sale and use on all vehicles in all 50 states when installed according to the Manufacturer's Application Guide and Installation Instructions.

JBA LIMITED WARRANTY

All JBA Headers and Exhaust products are guaranteed, to the original purchaser, to be free of defects in materials and workmanship for one year. This warranty covers the replacement or repair of the product only and does not cover the cost of removal and installation, customer applied aftermarket coatings or any discoloration or corrosion of finished surfaces.

Damage or product failure resulting from collision, improper installation, off-road use, road hazards, the use of exhaust insulating wrap or like products or rust occurring after installation, is not covered by the warranty. The warranty extends only to the original purchaser.

Should a part become defective it should be returned to the original selling retailer and must be accompanied with the sales receipt. If there is no retailer in your area, call the factory for a return authorization and return your part prepaid to the factory for inspection. PerTronix reserves the rights to replace or repair the alleged defective part and return the part freight collect.