

PLEXI WINDSHIELD KIT

550 Spyder & 356 Speedster

Transform the look of your Spyder with our custom fit Plexi Racing windshield. Stainless hardware, molded leather gasket, and the correct dash mounted rear view mirror are all included. You won't believe your eyes when you see what a difference this sleek, frame-less windshield will make. Also note that no body or paint work is required, and you can switch back and forth from plexi to glass when ever you please.




Before



After

**Plexiglass
Racing Windshield**

Buy Now



Start Holo



Remove Wipers



Remove Mirror



Remove Windshield



Tape off aluminum trim



This line allows you to see where the new windshield goes.



Using 1/8" drill bit, drill through and remove rivets




Locate Plexi in place



Make sure both sides are evenly spaced and covering the large holes.



Mark center hole in Plexi on the dash.




Drill a 3/16" hole in the CENTER position ONLY




Now measure 5-0" back and drill the hole for the rear view mirror. (do not install mirror yet.)



Set the Plexi back, and loosley install only the center screw. Do not tighten.




Gently pull both sides together to give the Plexi a little tension, at the same time have someone mark the locations of all the pre-drilled holes in the Plexi.




Remove the Plexi and drill all the markings to 3/16". The reason for drilling an oversized hole is to allow for Adjustments and movement.



Use the Hardware provided with the Large washers for the two large holes in the body. It should look like this



The rubber washer and counter sunk washers go above the Plexi. The large flat washers goes under the dash.



Insert the molded and pre-drilled black leather gasket, Then loosley install all the screws and then go back and tighten them up a little more. DO NOT over tighten or you may crack the Plexi.



Now it's time to install the mirror.



If your not sure what to do with your wipers. It's okay to leave one or both on the car. Here is a photo of an original Spyder with a Plexi windshield and a wiper on the driver side.



If you do decide to leave the wipers on. I recommend you disconnect the power. Running the wipers will damage the Plexi.



Cleaning the Plexi should never be done dry. Always apply lots of liquid cleaner or water so that small dirt particles won't dig in and scratch. We have tried all the cleaners on the market and nothing works as well as Fibersteel's custom FiberClean and a micro towel.



Our Plexi Racing windshield also fits Original and Replica 356 Speedsters.



Buy Now