

LEAVES HOUSE

{ 100% à base de plantes }

CAFÉ

NOUVEAUTÉ

	RÉG	LARGE
COLD BREW - LIMO	5.0	5.8
COLD BREW	5.0	5.8
FILTRE	2.8	3.3
ESPRESSO DOUBLE	3.2	-
AMERICANO	3.6	3.6

THÉ

	RÉG	LARGE
LAVANDE LIMONADE	5.0	5.8

NOUVEAUTÉ

MATCHA - LIMO YUZU	5.5	6.3
MATCHA TRADITIONNEL	4.0	4.8
LONDON FOG	5.0	5.8
THÉ COLD BREW	3.7	4.2

*SAVEUR DU MOMENT

VERT (SENCHA // JASMIN)	3.7	3.7
NOIR (EARL GREY // ASSAM // CHAI)	3.7	3.7
TISANE (ROOIBOS // MENTHE)	3.7	3.7

SMOOTHIE (200ml lait inclus) LARGE

EVIVE

VIVA // SAMOURAI // ASANA // YOGI // SAPHIR // TOUK-TOUK	8.6
--	-----

MATCHACHA

(EVIVE + MATCHA-SHOT)	9.6
-----------------------	-----

MORNING KICK

(EVIVE + ESPRESSO DOUBLE)	10.0
---------------------------	------

SUBMERSION MATCHA 35.0



JAPON
100g

LATTÉ

	RÉG	LARGE
CAPPUCCINO	5.0	-
FLAT WHITE	5.0	-
STANDARD	5.5	6.3
AROMATISÉ (sirops)	6.0	6.8
MOCHA	6.5	7.3

SUPER-LATTÉ ^{SANS ESPRESSO}

	RÉG	LARGE
MATCHA LATTÉ	5.4	6.2
HŌJICHA	5.5	6.3
CHOCOLAT	5.5	6.3
LAVANDE	5.5	6.3
CHAI LATTE	5.5	6.3
DIRTY CHAI	6.5	7.3

EXTRAS

TASSE RÉUTILISABLE	- 0.25
SIROP	+0.6

VANILLE // ÉRABLE //
AGAVE //
NOISETTE GRILLÉE //
CAMEL SALÉ

EN VEDETTE :

PUMPKIN SPICE //
FRAISE // YUZU

MATCHA DOUBLE	+1.5
ESPRESSO DOUBLE	+1.8
DÉCAF	+0.0
GLACÉ	+0.0
SANS GLACE	+0.5

**MATCHA TRADITIONNEL
GRATUIT À L'ACHAT D'UN SAC
SUBMERSION MATCHA**


VÉGÉ-LAIT




Avoine
Minor Figures
+ 0.0




Avoine
Oatly
+ 0.0




Macadamia
Milkadamia
+ 0.5



Macadamia Sans Sucre
Milkadamia
+ 0.5



Pistache
Tâche
+ 1.8



LEAVES HOUSE

{ 100% à base de plantes }

CAFÉ

NOUVEAUTÉ

	RÉG	LARGE
COLD BREW - LIMO	5.0	5.8
COLD BREW	5.0	5.8
FILTRE	2.8	3.3
ESPRESSO DOUBLE	3.2	-
AMERICANO	3.6	3.6

THÉ

	RÉG	LARGE
LAVANDE LIMONADE	5.0	5.8

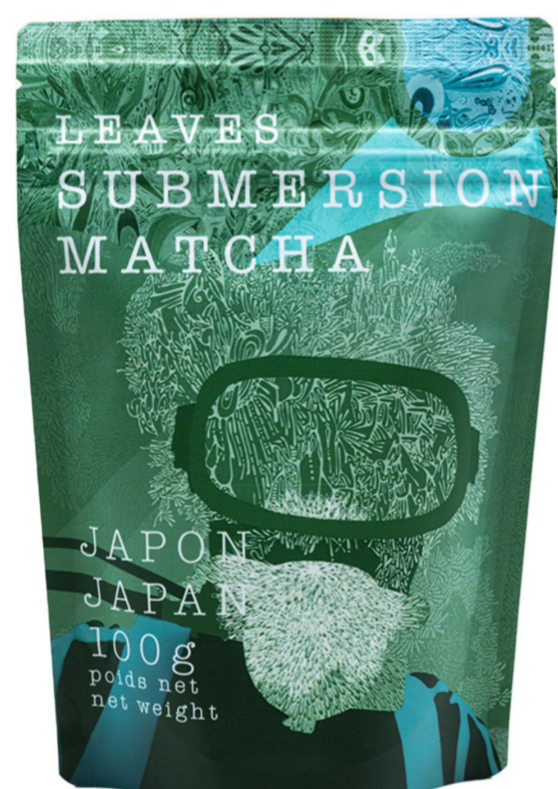
NOUVEAUTÉ

MATCHA - LIMO YUZU	5.5	6.3
MATCHA TRADITIONNEL	4.0	4.8
LONDON FOG	5.0	5.8
THÉ COLD BREW	3.7	4.2

*SAVEUR DU MOMENT

VERT (SENCHA // JASMIN)	3.7	3.7
NOIR (EARL GREY // ASSAM // CHAI)	3.7	3.7
TISANE (ROOIBOS // MENTHE)	3.7	3.7

SUBMERSION MATCHA 35.0



JAPON
100g

**MATCHA TRADITIONNEL
GRATUIT À L'ACHAT D'UN SAC
SUBMERSION MATCHA**

LATTÉ

	RÉG	LARGE
CAPPUCCINO	5.0	-
FLAT WHITE	5.0	-
STANDARD	5.5	6.3
AROMATISÉ (sirops)	6.0	6.8
MOCHA	6.5	7.3

SUPER-LATTÉ SANS ESPRESSO

	RÉG	LARGE
MATCHA LATTÉ	5.4	6.2
HŌJICHA	5.5	6.3
CHOCOLAT	5.5	6.3
LAVANDE	5.5	6.3
CHAI LATTE	5.5	6.3
DIRTY CHAI	6.5	7.3

EXTRAS

TASSE RÉUTILISABLE	- 0.25
SIROP	+0.6

VANILLE // ÉRABLE //
AGAVE //
NOISETTE GRILLÉE //
CAMEL SALÉ

EN VEDETTE :

PUMPKIN SPICE //
FRAISE // YUZU

MATCHA DOUBLE	+1.5
ESPRESSO DOUBLE	+1.8
DÉCAF	+0.0
GLACÉ	+0.0
SANS GLACE	+0.5


VÉGÉ-LAIT




Avoine
Minor Figures
+ 0.0



Avoine
Oatly
+ 0.0



Macadamia
Milkadama
+ 0.5



Macadamia Sans Sucre
Milkadama
+ 0.5



Pistache
Tâche
+ 1.8