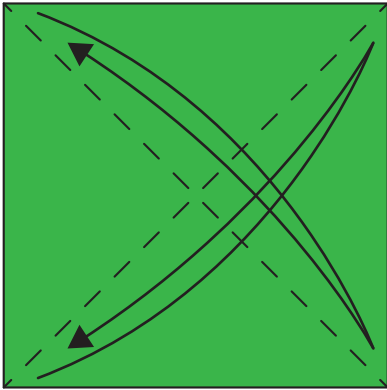


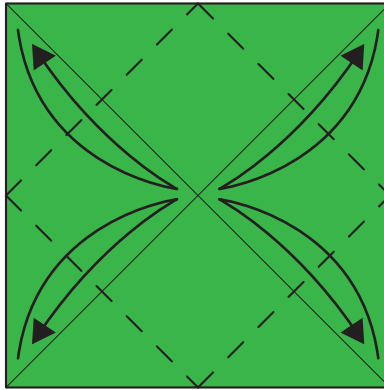
Origami Clover

Step 1



Fold in half and unfold twice

Step 2

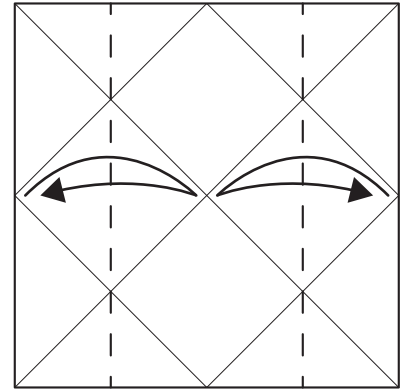


Fold 4 corners to center and unfold

Turn over

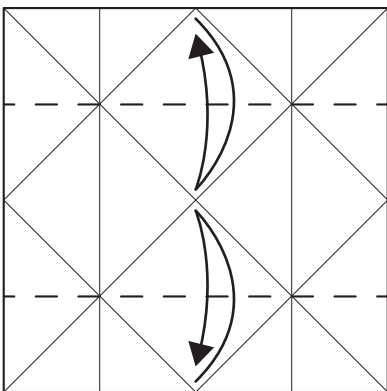


Step 3



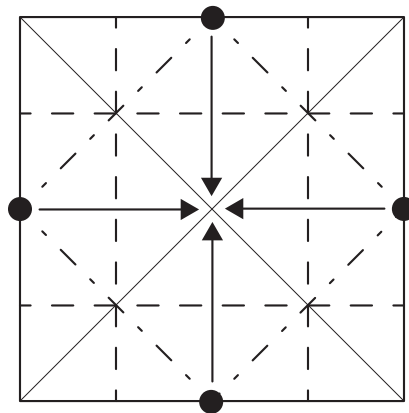
Fold side edges to center and unfold

Step 4



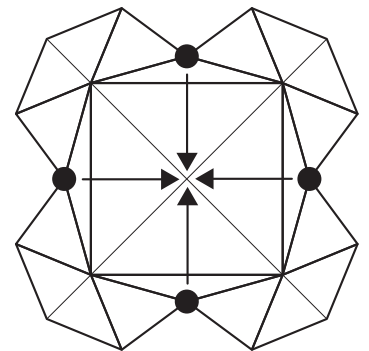
Repeat the last step with top and bottom edges

Step 5



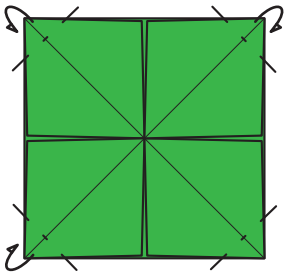
Collapse paper as shown by bringing the 4 points to the center

Step 5*



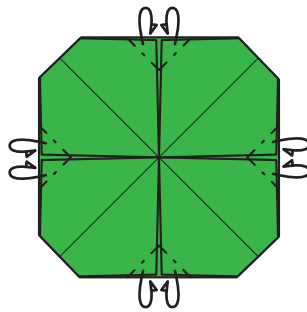
***Step in progress**

Step 7



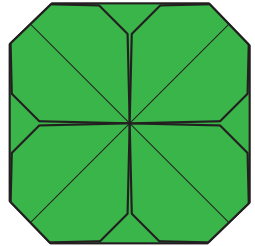
Fold tips of corners behind

Step 8



Tuck corners behind to shape leaves


Step 9



Rotate



Finished!



Roll up a strip of paper and attach to back to make a stem!

MIKI HOUSE X

