



# Spare Part Replacement



Plastic Top Cap

Top Cap Spring




STEP-1 Unscrew L/R bolts



STEP-2 Take out the O Rings and bushings



STEP-3 Replace new top cap and spring




STEP-4 Put back bushings



STEP-5 Put back O rings



STEP-6 Put new spring to stem



STEP-7 With lever remain open, place the new top cap to the stem and make sure spring is pressed inward stem.



STEP-8 While lever remain open



STEP-9 Apply nyloc to L/R bolts and screw back to the top cap.