

- ◆ SC15L Dust and Water Vacuum Cleaner
- ◆ SC30L Dust and Water Vacuum Cleaner
- ◆ SC60L Dust and Water Vacuum Cleaner
- ◆ SC80L Dust and Water Vacuum Cleaner
- ◆ SC90L Dust and Water Vacuum Cleaner

VACUUM CLEANERS



CAUTIONS

1. This product should not be used by children (or persons with disabilities) unless they are strictly supervised by a responsible adult.
2. Children should be monitored to ensure they do not play with the apparatus.
3. Disconnect the plug from the socket before cleaning or repairing the machine.
4. Replace the power cord with one of the same type and specification, or repair it if the power cord becomes loose or damaged. The power cord is connected in the Y connection.
5. After the machine is turned off, disconnect the plug.
6. Only use in 220V/240V plug and points.

USE INSTRUCTIONS

- 1) Make sure that the power supply in the building is identical to that shown on the voltage plate.
- 2) Assemble suction hose, wands and suitable tool.
- 3) Connect suction hose to tank connector of vacuum cleaner.
- 4) Place suction head on tank so that mains cable is opposite to suction hose connection.

USE-DRY VACUUM CLEANING:

- A) Make sure that cloth dust bag is always fitted whether a paper filter bag is used or not.
- B) Empty dust from tank.

COMMENTS ON SAFETY

ATTENTION:

- 1) The machine is not suitable for picking up dusts or liquids which are explosive, inflammable, poisonous or in any way represent a danger to health.
- 2) Every care must be taken to avoid damaging the mains cable; in case of replacement the same quality of cable must be used.
- 3) All plugs and sockets used, must be at least spray water-proof.
- 4) Never pick-up liquids with a dry vacuum cleaner and do not use it out-of-dorrs.

CLEANING AND MAINTENANCE

ATTENTION! THE MACHINE MUST NOT HAVE CURRENT BEFORE DOING ANY WORK,

ALWAYS REMOVE THE PLUG

- 1) Clean tank - do not let it stand for a long time with dust or dirty water.
- 2) Clean the cloth dust bag thoroughly either by beating or brushing it.
- 3) From time to time, with a damp cloth, wipe the machine inside and out as well as the mains cable. Examine at the same time, the outside of the mains cable for cuts or other damage.
- 4) The cloth dust bag can be washed with a little washing powder in luke warm water and must be dried again before re-use.
- 5) The cloth dust bag should be replaced every 2 or 3 years according to use.

SUCTION MOTOR MAINTENANCE

The motor is built for maintenance-free running and need not be serviced, The carbon brushes and collector should be checked by a service engineer once a year.

SC15L Dust and Water Vacuum Cleaner

Features:

In a low-noise design, this machine is small, handy and strong in suction. It has multi-purpose attachments that fix to the main unit easily. The product is suitable for families, members' clubs, workshops, factory premises, office buildings and other large-scale public places.

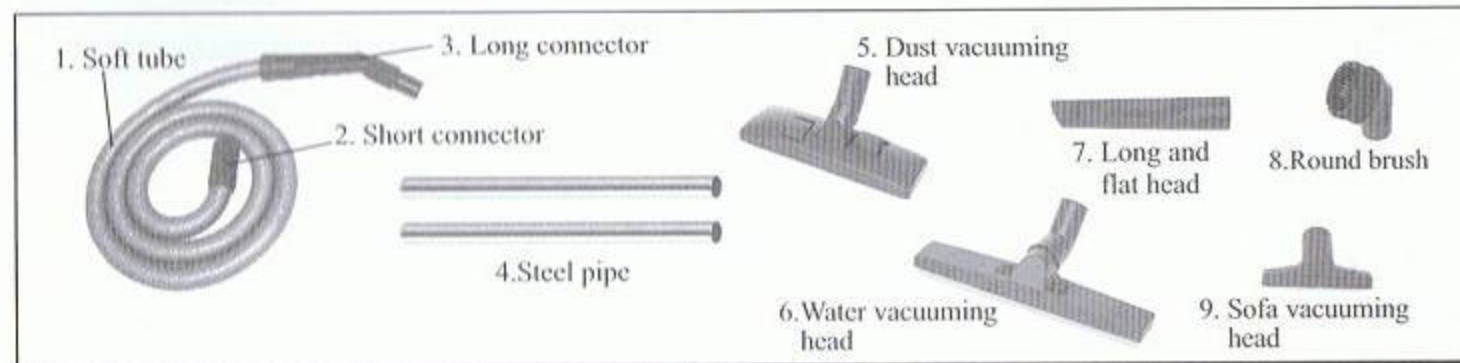
Main unit:



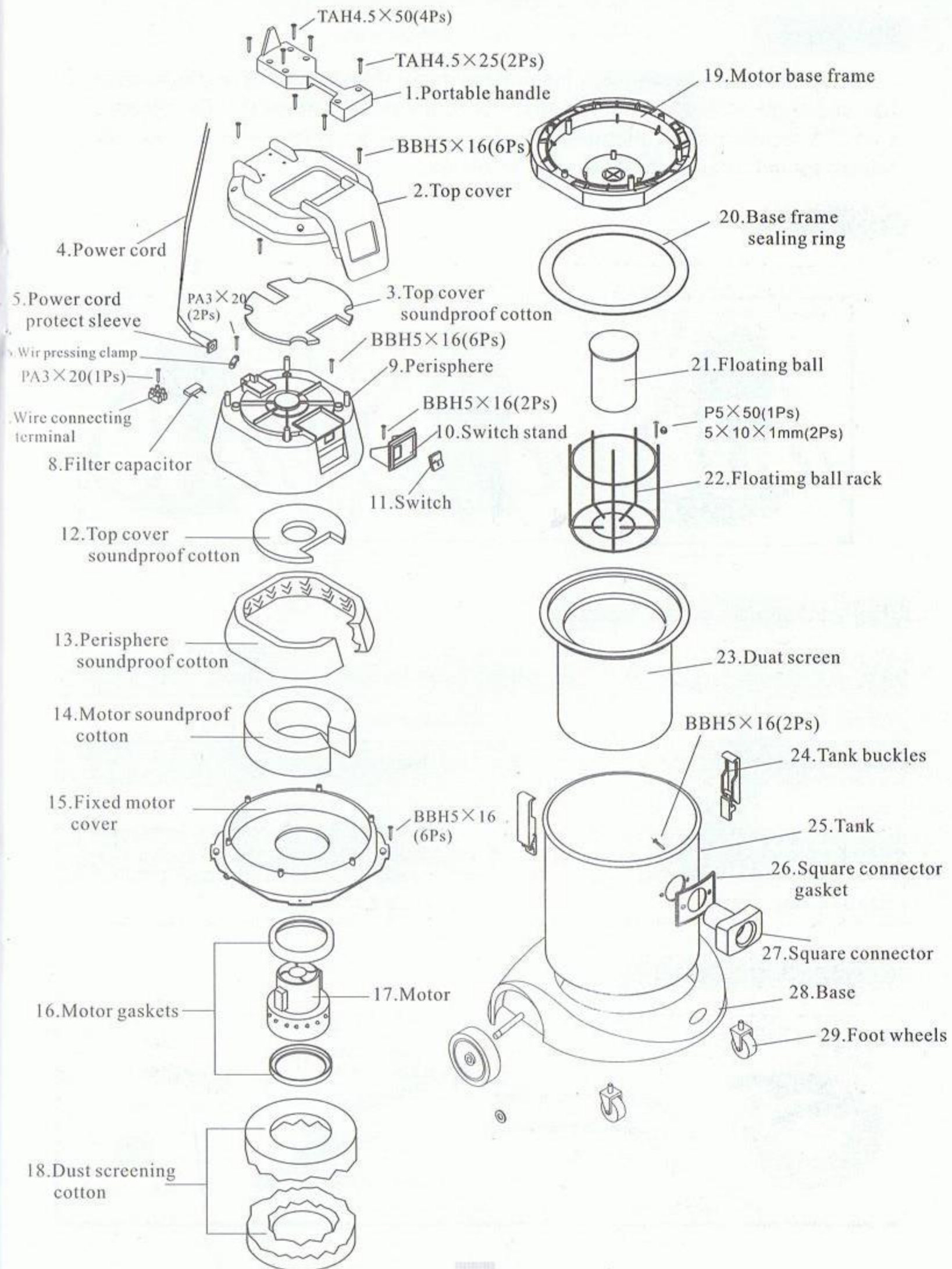
Technological parameters:

Model	SC-151/SC-151N	Vacuum suction	210 bar
Capacity	15 L	Cooling mode	Circulating
Working voltage	220-240V~	Tank diameter	345 mm
Power	1000 W, single-phase	Height	580 mm
Function	Dust vacuuming only dust and water vacuuming	Matching part	Φ36
Air flow rate	48 L/s	Power cord	7 m

Standard attachment:



SC 15L Breakdown Figure



SC30L Dust and Water Vacuum Cleaner

Features:

In a low-noise design, this machine is small, handy and strong in suction. It has multi-purpose attachments that fix to the main unit easily. The product is suitable for families, members' clubs, workshops, factory premises, office buildings and other large-scale public places.


Main unit:



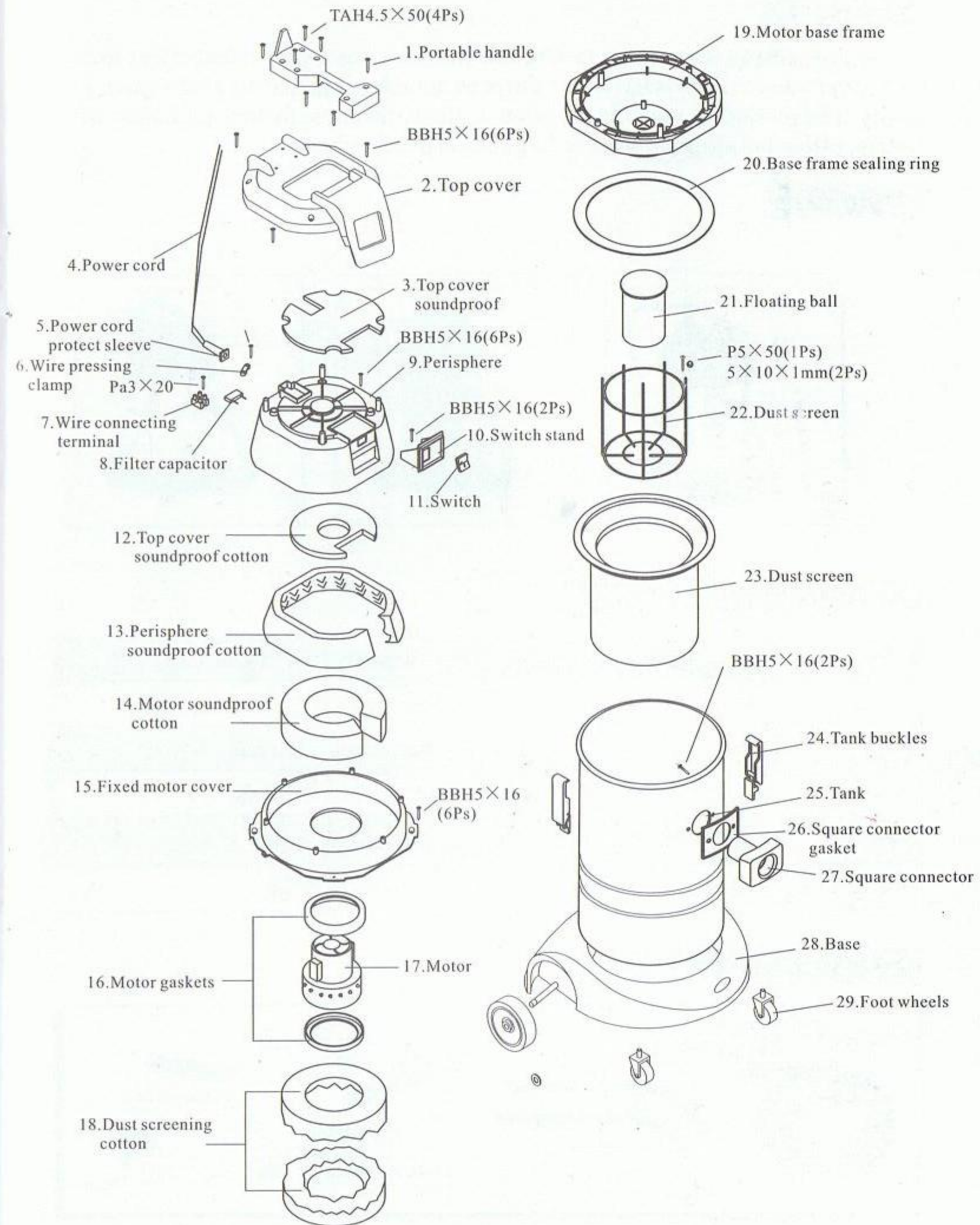
Technological parameters:

Model	SC-301/SC-301B/SC-301N	Vacuum suction	230 mbar
Capacity	30 L	Cooling mode	Circulating
Working voltage	220-240V~	Tank diameter	345 mm
Power	1000 W, single-phase	Height	780 mm
Function	Dust and water vacuuming	Matching part	Φ40
Air flow rate	53 L/s	Power cord	7 m

Standard attachment:



SC 30L Breakdown Figure



SC60L Dust and Water Vacuum Cleaner

SC 60L Breakdown Figure

Features:

With a strong responding motor, this machine has a very ideal effect in dust and water vacuuming. It has multi-purpose attachments that fix to the main unit easily. The product is suitable for large-scale workshops, factory premises, malls, hotels, office buildings and other large-scale public places.

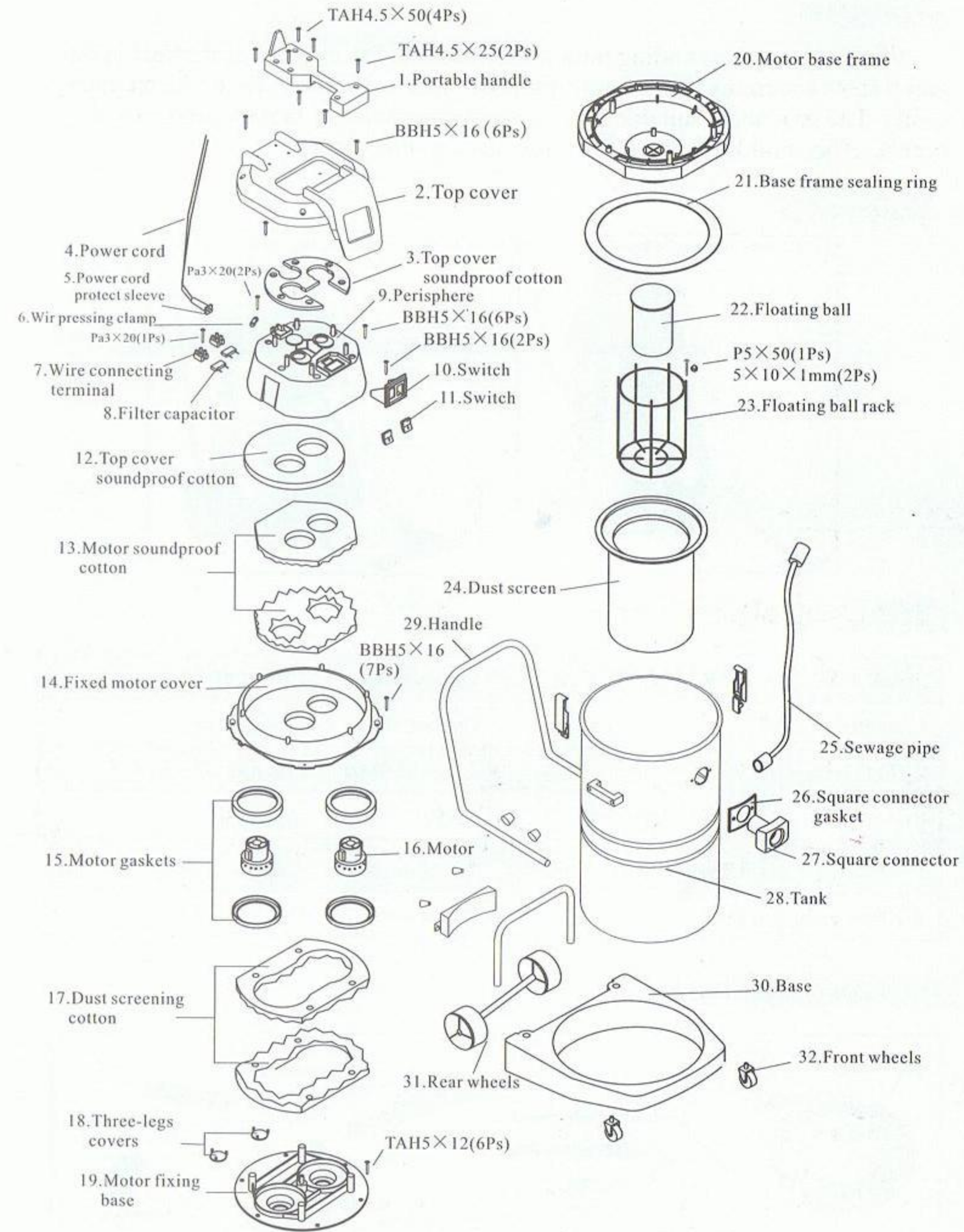

Main unit:



Technological parameters:

Model	SC-602S/SC-602J/SC-603J	Vacuum suction	250mbar
Capacity	60 L	Cooling mode	Circulating
Working voltage	220-240V~	Tank diameter	440 mm
Power	2000W, single-phase	Height	970 mm
Function	Dust and water vacuuming	Matching part	Φ40
Air flow rate	106 L/s	Power cord	8 m

Standard attachment:



SC80L Dust and Water Vacuum Cleaner

Features:

With a strong responding motor, this machine has a very ideal effect in dust and water vacuuming. It has multi-purpose attachments that fix to the main unit easily. The product is suitable for large-scale workshops, factory premises, malls, hotels, office buildings and other large-scale public places.


Main unit:



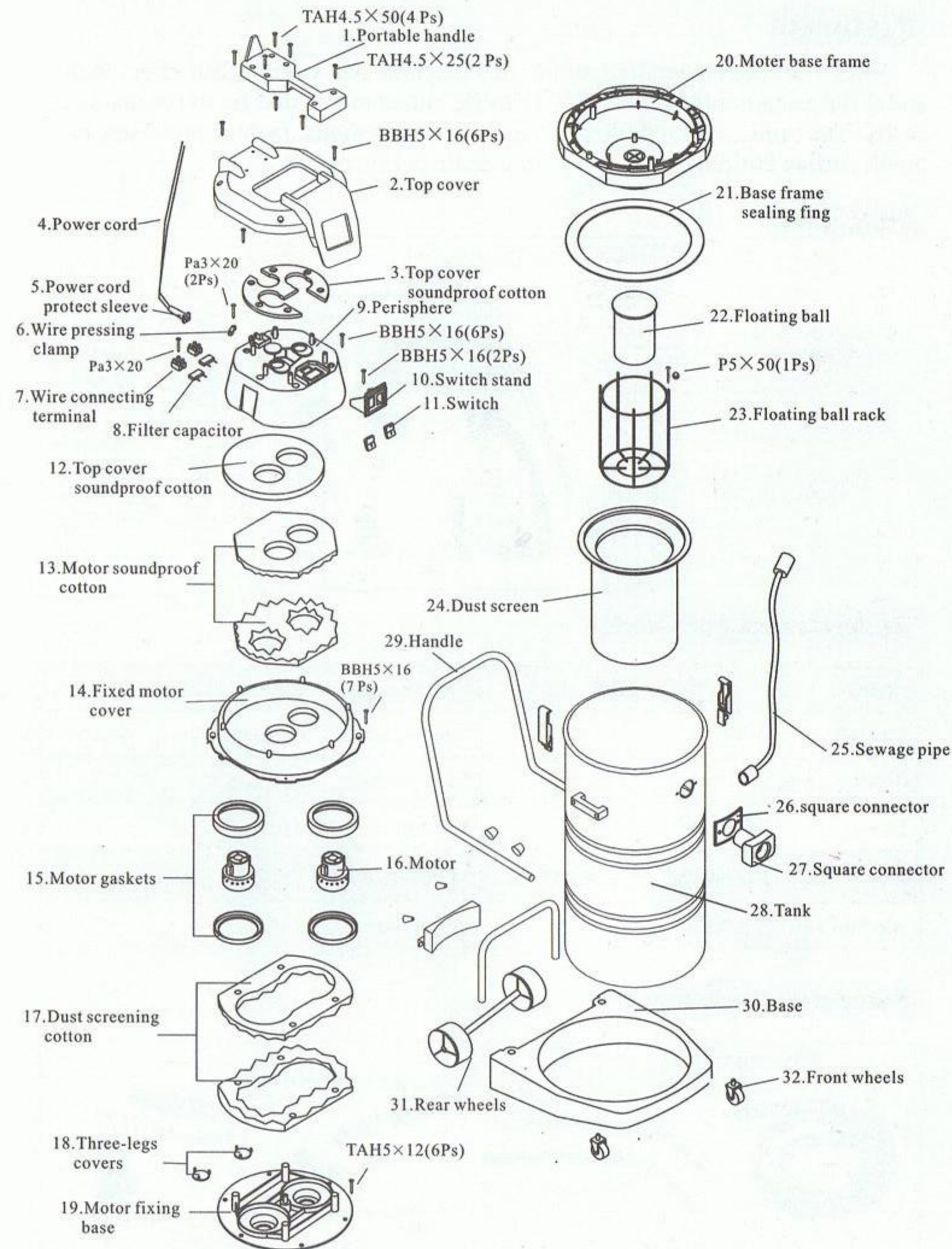
Technological parameters:

Model	SC802J/SC-802S	Vacuum suction	250mbar
Capacity	80 L	Cooling mode	Circulating
Working voltage	220-240V~	Tank diameter	440 mm
Power	2000W, single-phase	Height	1070 mm
Function	Dust and water vacuuming	Matching part	φ 40
Air flow rate	120 L/s	Power cord	8 m

Standard attachment:



SC80L Breakdown Figure




SC90L Dust and Water Vacuum Cleaner

Features:

With a strong responding motor, this machine has a very ideal effect in dust and water vacuuming. It has multi-purpose attachments that fix to the main unit easily. The product is suitable for large-scale workshops, factory premises, malls, hotels, office buildings and other large-scale public places.


Main unit:



Technological parameters:

Model	SC-604	Vacuum suction	250 bar
Capacity	90 L	Cooling mode	Circulating
Working voltage	220-240V~	Tank diameter	440 mm
Power	2000W, single-phase	Height	920 mm
Function	Dust and water vacuuming	Matching part	Φ 40
Air flow rate	120 L/s	Power cord	8 m

Standard attachment:



SC90L Breakdown Figure

