

solo[®]

CATALOGUE 2024



solo®

Solo® has a long history of innovation and the highest reputation for quality outdoor equipment.

As a New Zealand-owned subsidiary of Solo® Germany, Solo NZ has been bringing high-quality garden equipment to Kiwis for over 59 years. We have been going from strength to strength by acquiring distribution rights to other well-known brands — all featuring the quality you have come to expect from Solo NZ.

This catalogue features power machinery from leading brands, including Solo, Loncin, Pubert, Maruyama, Northstar, Eurosystems, Tekpac, and EarthWay.

SPRAYERS	03	GENERATORS	26
SPREADERS	09	LONCIN ENGINES	29
TRIMMERS / BRUSHCUTTERS	12	CONCRETE FLOOR SAWS	31
HEDGETRIMMERS / LEAF BLOWERS	14	PLATE COMPACTORS	32
POST HOLE BORER	15	REVERSIBLE PLATE COMPACTORS	34
CHAINSAWS	16	DOUBLE DRUM ROLLER	35
TILLERS/CULTIVATORS	17	TAMPING RAMMERS	36
SICKLE BAR MOWERS	19	SURFACE FINISHING SCREED	37
SCARIFIERS	20	POWER FLOATS	38
CUT-OFF SAWS	21	DRIVE UNITS, SUBMERSIBLE PUMPS & POKERS	39
BLADES	22	LIGHTING TOWERS	40
WATER BLASTERS	23	CONCRETE MIXERS	41
WATER PUMPS	24	OILS & CLEANERS	42

SOLO NZ Ltd.

ph +64 (7) 847 3562
web solonz.co.nz
e orders@solonz.co.nz

19 Glennis Place
Frankton
Hamilton 3204

© SOLO NZ Ltd. 2022



SPRAYERS



SOLO Classic 400 Manual Sprayer 4L

This 4L manual sprayer is ideal for small jobs both indoors and outdoors, with a variety of applications.

The versatile, lightweight, and durable 400 sprayer features a funnel top for easy filling.

The adjustable nozzle goes from precision spraying with direct jet, to broad misting with the fine mist setting.

- 4L UV-resistant tank
- Easy fill funnel
- Adjustable nozzle
- Standard 38cm wand



SOLO Classic 465 Manual Sprayer 5L

A multi-purpose, lightweight 5L home and garden sprayer is perfect for smaller jobs around the property. Ideal for weed control, pest control, sanitisation, and even carpet cleaning. The UV-resistant plastic tank is robust and durable for years of spraying.

- 5L UV-resistant tank
- Easy fill funnel
- Adjustable nozzle
- Standard 50cm wand



SOLO Classic 468 Manual Sprayer 8L

This 8L versatile home and garden sprayer is ideal for medium to large jobs around the property.

Use for weed control, pest control, sanitisation, and even carpet cleaning.

The 8L UV-resistant tank features a funnel filler for easy filling.

- 8L UV-resistant tank
- Shoulder strap
- Adjustable nozzle
- Standard 50cm wand

SOLO 453 Classic Trolley Sprayer 11L

This lightweight, wheeled home and garden sprayer is ideal for small to medium-sized jobs around the property. Easy to pull along on any terrain, saving your back and shoulders.

- 11L UV-resistant tank
- 40cm wand length
- Piston pump



SOLO Rechargeable Li Pump 4073532

Rechargeable lithium-ion pump for Solo 465/468/453 classic sprayers.





SOLO 406Li Battery-operated Sprayer 6L

Weighing only 1.4kg, this 6L lithium-ion sprayer is ideal for around the home. Carry by the handle or sling over your shoulder while enjoying the 3.5hr spray time. Supplied complete with battery and charger, and equipped with adjustable shoulder strap.

- **6L UV-resistant tank**
- **2.5Ah Li battery**
- **10.8V pump**
- **150 min charge time**
- **210 min spray time**



SOLO 414Li Battery-operated Sprayer 10L

Free of emissions, lightweight, and whisper quiet, the Solo 414Li provides 210 minutes of spraying time before requiring recharge.

The UV-resistant plastic tank is ergonomically designed for maximum comfort, and is

equipped with wide, padded, adjustable shoulder straps.

- **10L UV-resistant tank**
- **Lithium-ion battery**
- **10.8V pump**
- **150 min charge time**
- **210 min spray time**



SOLO 402Li Battery-operated Sprayer 2L

Easy to use, lightweight, and quiet, the 402Li is a gamechanger for battery-powered handheld sprayers. Features include USB cable storage and LED battery-level display. The UV-resistant plastic tank and large handle are

ergonomically designed for maximum comfort.

- **2L UV-resistant tank**
- **2.5Ah Li battery**
- **3.6V pump**
- **210 min charge time**
- **110 min spray time**



NORTHSTAR NS2681022 Spot Sprayer 40L

This 40L professional-quality ATV/quad spot sprayer is ideal for lifestyle blocks or smaller acreage.

A commercial grade on-demand pump combines innovative components and engineering for superior performance.

It is supplied with a spray wand, adjustable nozzle, wiring loom, tie-down straps and switch to connect to the battery of your vehicle.

- 40L tank
- 3.7L/min/40psi
- 4.5m hose



NORTHSTAR NS2681201 Spot Sprayer 100L

Designed for treating small areas with precision, this professional-quality ATV spot sprayer can't be beaten.

The commercial-grade sprayer pump combines innovative components and engineering for superior

performance. It can be used on an ATV, ute, or trailer.

- 100L tank
- 8.7L/min/70psi
- 8.5m hose

Recharge
Solo 46.



NORTHSTAR NS2681001 Spot Sprayer 60L

The Northstar NS2681001 features a commercial-grade on-demand pump, 8.5m hose and spray wand with adjustable nozzle. Supplied with tie down straps and wiring loom with switch to connect to your vehicle battery — ready to go!

- 60L tank
- 8.7L/min/70psi
- 8.5m hose



NORTHSTAR NS99908 Deluxe Spot Sprayer 2 Nozzle Boom 60L

NorthStar's 60L spot and broadcast sprayer with two nozzle boom and spray gun takes care of applications effortlessly.

This model comes with a spray gun with adjustable brass nozzle.

- 60L tank
- 8.3L/min/70psi
- 2m broadcast width
- Pressure regulator
- Easy service Filter



**NORTHSTAR NS99919B
Spot Sprayer 7 Nozzle
Boom 60L**

- 60L tank
- 8.3L/min/70psi
- 10m broadcast width
- Spay gun w brass adjustable nozzle
- Pressure regulator



**NORTHSTAR NS99920
Deluxe Spot Sprayer 7 Nozzle
Boom 100L**

- 100L tank
- 8.3L/min/70psi
- 10m broadcast width
- Spray gun w brass adjustable nozzle
- Pressure regulator



**NORTHSTAR NS99909
Spot Sprayer 2 Nozzle Boom 100L**

- 100L tank
- 8.3L/min/70psi
- 10m broadcast width
- Spay gun w brass adjustable nozzle
- Pressure regulator



**NORTHSTAR NS99907 Spot &
Boomless Broadcast Sprayer 100L**

- 100L tank
- 20.8L/min/60psi
- 12.2m broadcast width
- Spay gun w brass adjustable nozzle
- Pressure regulator

Tow behind your ATV, quad, or ride-on lawn mower for easy spraying.

Northstar's tow-behind sprayers are a game changer for easy spraying. These sprayers feature an on-demand pump, a rugged powder-coated steel cart, large pneumatic wheels, and a versatile broadcast and spot sprayer wand for both precision and wide-coverage spraying.

Ready to tow behind your ATV, quad, or ride-on, NorthStar tow sprayers come equipped with a wiring loom and switch to connect to the tow vehicle's battery.

The large-capacity tank design features extra-thick, UV-resistant walls that are compatible with virtually all pesticides. They are approved for use with Roundup® agricultural herbicide. The 100% continuous duty rating Santoprene™ diaphragm and Viton® valves deliver superior reliability and ensure chemical resistance.



NORTHSTAR NS282791 Tow Behind Sprayer 50L

The versatile NorthStar tow behind broadcast and spot sprayer gives you the ability to do both precision and wide-coverage spraying - 1.2m wide. Supplied with 3.5m hose and spray wand assy with adjustable nozzle for spot

spraying plus wiring loom with switch to connect to your tow vehicle battery.

- **50L tank**
- **3.8L/min/40psi**
- **3.35m hose**
- **1.2m broadcast width**
- **Pressure regulator**



NORTHSTAR NS282780 Tow Behind Sprayer 80L

With a 2.2m wide-coverage spraying ability, this versatile NorthStar tow behind broadcast and spot sprayer can do it all. Supplied with 4.5m hose & wand assembly with adjustable nozzle for spot spraying plus wiring loom, with switch, to

connect to the battery on the tow vehicle.

- **80L tank**
- **8.3L/min/70psi**
- **4.5m hose**
- **2m broadcast width**
- **Pressure regulator**



**NORTHSTAR NS282785
Tow Behind Sprayer 120L**

- 120L tank
- 8.3L/min/70psi
- 4.5m hose
- 2m broadcast width
- Pressure regulator



**NORTHSTAR NS282585
Tow Behind Sprayer 155L**

- 155L tank
- 15.1L/min/60psi
- 4.9m hose
- 2.5m boom width
- Pressure regulator



**NORTHSTAR NS282588
Tow Behind Sprayer 235L**

- 235L tank
- 20.8L/min/60psi
- 6.4m hose
- 3.5m boom width
- Pressure regulator



**NORTHSTAR NS282592
Tow Behind Sprayer 385L**

- 385L tank
- 26.5L/min/60psi
- 6.4m hose
- 4.5m boom width
- Pressure regulator

SPREADERS

Premium residential and commercial, handheld, walk-behind and tow-behind spreaders for every job.

Earthway's range of American-made spreaders is proving extremely popular in the Kiwi market.

With capacities ranging from 1.8kg to 45kg, there is a spreader for almost every application. Choose from handheld, walk-behind, tow-behind, and ATV mount models, covering spot and broadcast spreading. Features include:

PATENTED EVEN-SPREAD® 3-HOLE DROP SYSTEM: The system, with side-spread control, promotes an even spread pattern with feathered edging for accurate applications. Adjust the drop rate directly on the spreader.

SIDE-SPREAD CONTROL: This patented design allows you to control the left-side spread pattern to protect your flowerbeds, paths, and driveways from unwanted material spread.



EARTHWAY EW52186 Hand Spreader 1.8kg

The Earthway EW52186 / 14014 is ideal for spot spreading. This handheld spreader features an integrated scoop design for easy filling, improved impeller, and adjustable rate control. Designed for those hard-to-reach places.

- **1.8kg capacity**
- **Scoop design**
- **Adjustable rate control**
- **Rustproof poly design**



EARTHWAY EW52111 Broadcast Spreader 18kg

The Earthway EW52111 / 2600A features patented Even-Spread technology — the EarthWay 3-Hole Drop Shut-Off System for an even and balanced spread pattern.

- **18kg capacity**
- **Even-Spread tech**
- **9"/22cm pneumatic tyres**
- **Rustproof poly hopper**



**EARTHWAY EW52157
Broadcast Spreader
Commercial 23kg**

The Earthway EW52157 / 2150 is ideal for small jobs on uneven ground. Features the 3-Hole Drop System, steel T-bar handle, and large wheels to glide through heavy turf.

- **23kg capacity**
- **Even-Spread tech**
- **12"/30cm pneumatic tyres**
- **Easy-rate flow lever**



**EARTHWAY EW2030
Broadcast Spreader 29kg**

This large capacity residential spreader is built with premium materials - deep lug poly wheels, epoxy powder-coated chassis, and high-speed gearbox.

- **29kg capacity**
- **Even-Spread tech**
- **Side spread control**
- **Rustproof poly hopper**
- **Commercial-quality gearbox**



**EARTHWAY EW2050P
Broadcast Spreader 35kg**

The Earthway EW2050P is ideal for garden and lawn seeding. Features side spread control, premium tyres, patented Even-Spread technology, and a heavy-duty gearbox.

- **35kg capacity**
- **Even-Spread tech**
- **10"/25cm pneumatic tyres**
- **Side spread control**





**EARTHWAY EW2050TP
Broadcast Spreader
Tow Behind 36kg**

The Earthway EW2050TP is the perfect tow-behind broadcast spreader to hitch behind your lawn tractor. It's patented Even-Spread technology achieves a 95% accuracy rate.

- 36kg capacity
- Even-Spread tech
- 10"/25cm pneumatic tyres
- Side spread control



**EARTHWAY EW52190
Broadcast Spreader
12V ATV Mount 36kg**

The Earthway EW52190 / M20 is engineered for performance and long life. Mounts on front or rear luggage racks. Includes wiring harness with on/off switch, quick connect mounting hardware, and heavy-duty rain cover.

- 36kg capacity
- Even-Spread tech
- Sealed 12V motor
- Side spread control
- Rustproof poly hopper



**EARTHWAY EW52164
Broadcast Spreader
Commercial 45kg**

The Earthway EW52164 / 2170 is designed for commercial application — ideal for contractor crews, rental fleet, or a homeowner with a large lawn.

- 45kg capacity
- Even-Spread tech
- 12"/30cm pneumatic tyres
- Heavy-duty gearbox



TRIMMERS / BRUSHCUTTERS



Efficient, robust Japanese brushcutters for serious clearing operations

These brushcutters feature the Maruyama original starter system, incorporating the best features of an electric, fast and easy starters.

Maruyama brushcutters are fit for both domestic and commercial clearing operations. The ergonomically designed loop handle grip offers superior comfort and excellent balance for the user.

Tools built to work, tools built tough, tools built for you.



MARUYAMA MX27

- 2-Stroke
- 26cc
- 0.87kW / 1.18hp
- 5.1kg
- Loop handle
- Nylon head



MARUYAMA MX24

- 2-Stroke
- 23cc
- 0.77kW / 1.05hp
- 4.1kg
- Loop handle
- Nylon head



MARUYAMA MX36

- 2-Stroke
- 35.5cc
- 1.4kW / 1.87hp
- 6.4kg
- Loop handle
- Blade + nylon head



MARUYAMA BC4321H-RS Pro Brushcutter

- 2-Stroke
- 41.5cc
- 1.77kW / 2.37hp
- 8.2kg
- Bull handle
- Includes blade & nylon head



MARUYAMA BC5021H-RS Pro Brushcutter

- 2-Stroke
- 50cc
- 1.91kW / 2.55hp
- 8.2kg
- Blade
- Bull handle
- Includes blade & nylon head

MARUYAMA MC2630RS Multitool Powerhead

With a variety of quality attachments, Maruyama's split-shaft multi-system has the right tool for your job. With reverse start, starting is a breeze.

- 2-Stroke
- 26cc
- 1kW / 1.34hp



Attachments for MC2630RS MARUYAMA MULTI-TOOL POWERHEAD

MCA-E

Maruyama Edger




MCA-S

Maruyama Nylon Head



MCA-HTS 16"

Maruyama 40cm Swivel Head
Hedgetrimmer



MCA-HT 24"

Maruyama 60cm Swivel Head
Hedgetrimmer Attachment



MCA-PS

Maruyama Pole Pruner 1325mm



MCA-PL

Maruyama Pole Pruner 1535mm



MCA-T

Maruyama Tiller Attachment



HEDGETRIMMERS / LEAF BLOWERS



MARUYAMA MHT2350DS-RX Hedgetrimmer

Maruyama professional hedgetrimmer. Japanese engineered and manufactured - this hedge trimmer offers reverse start feature - an assisted start system which only requires one-third the effort of a conventional starter system when the rope is pulled. An adjustable handle enabling left or right hand use completes the package.



- 2-Stroke
- 23cc
- 0.58kW / 0.78hp
- 4.6kg
- 60cm blade
- Reverse start
- Rotating handle

MARUYAMA MHT236DSV-R Hedgetrimmer

Powerful, robust and light-weight Maruyama 50cm easy-start anti-vibe hedgetrimmer for professional use with anti-vibration system for reduced vibrations and a more pleasant working experience, reverse start and rotating handle.



- 2-Stroke
- 23cc
- 0.58kW / 0.78hp
- 5.2kg
- 60cm blade
- Reverse start

MARUYAMA MHT230DLR Hedgetrimmer

The Maruyama hedgetrimmer is powerful, robust, yet light-weight. For professional use with easy-to-use rotating handle - giving the operator excellent cutting flexibility.



- 2-Stroke
- 23cc
- 0.58kW / 0.78hp
- 5.2kg
- 75cm blade length
- Rotating handle

MARUYAMA MBL3110 Blower Vac Kit

The Maruyama MBL3110 hand-held blower balances sound, power and weight into an effective, handy machine. Providing value, durability and performance, season after season.

- 2-Stroke
- 30cc
- 0.97kW / 1.29hp
- 4.2kg




POST HOLE BORER

MARUYAMA MAG501RS Post Hole Borer 50CC

Robust and powerful - suitable for a large variety of tasks in construction and agriculture. Reverse start system on this Maruyama post hole borer incorporates the best features of an electric starter for fast and easy starts.

- 50cc engine
- Weight 10.2 kgs
- 1L fuel tank capacity
- Adaptable drill size
- Auger not included



**MARUYAMA
Auger 100MM**

For MAG500/MAG501



**MARUYAMA
Auger 200MM**

For MAG500/501RS



**MARUYAMA
Auger 250MM**

For MAG500/501RS



**MARUYAMA
Auger Extension 50CM**

For MAG500/MAG501

CHAINSAWS



MARUYAMA MCV3100TS Arborist Chainsaw

The MCV3100TS is a versatile, lightweight, and powerful top handle chainsaw from Maruyama.

It features a Maruyama patented e-Just chain tension adjustment system that uses a ratchet mechanism on the front handle for quick tightening. This chainsaw uses

a reverse start system for fast and easy starts. This is an ideal tool for arborists or jobs on the lifestyle block.

- **2-Stroke**
- **31cc**
- **1.04kW / 1.39hp**
- **3.1kg**
- **10" guide bar**
- **3/8" lp chain**



MARUYAMA MCV3501S Compact Chainsaw

The MCV3501S is a handy, lightweight, powerful chainsaw from Maruyama.

It features a Maruyama patented e-Just chain tensioning system that uses a ratchet mechanism on the front handle for quick tightening.

This chainsaw uses a reverse start system for fast and easy starts.

- **2-Stroke**
- **35cc**
- **1.27kW / 1.7hp**
- **4.2kg**
- **16" guide bar**
- **3/8" lp chain**



TILLERS / CULTIVATORS



Loncin MH36 Rotary Tiller

This small, lightweight cultivator is ideal for preparing your vegetable garden for planting. Use it to mix shredded material, fertiliser, or compost into the ground. Not for tilling unbroken ground.

- Loncin 4-Stroke
- 140cc
- 2.7kW / 3.6hp
- 35cm tilling width
- 34kg



EUROSYSTEMS ES-E5 Evo 2+1 Rotary Tiller

This medium-sized garden tiller/cultivator is suitable for a variety of tasks.

It can be used for breaking up the top soil in preparation for seeding or planting.

- B&S CR 950 engine
- Petrol
- 208cc
- 75cm tilling width
- Forward & reverse
- Manufactured in Italy



EUROSYSTEMS ES RTT3 Rear Tine Tiller

This rear tine tiller/cultivator is suitable for medium to heavy jobs, including larger gardens and commercial work.

The ES RTT3 is highly effective in tilling paddocks.

- Loncin TM70 engine
- 170cc
- 60cm tilling width
- Forward & reverse
- Manufactured in Italy



PUBERT Quatro Rotary Tiller

This convertible tiller is the necessary tool for professional tilling or ploughing jobs. The Pubert Quatro is able to prepare soils to a depth of 35cm and can be used in almost any tilling job, from your vegetable garden to many acres. It can be converted to pull a reversible plough. This robust machine has a professional-grade transmission and steel gears.

- **Honda GX160 4-Stroke**
- **163cc**
- **4.2kW / 5.62hp**
- **60-90cm tilling width**
- **Forward & reverse**
- **76kg**

PUBERT Quatro Reversible Plough Kit

The ploughing kit designed by PUBERT is adaptable on a tiller to enlarge the function of your machine. This Pubert ploughing kit adapted to your tiller will enable you to utilise your cultivator for ploughing jobs.



SICKLE BAR MOWERS




EUROSYSTEMS M800 Sickle Bar Mower

The Eurosystems M800 is built for rough mowing tasks, made possible by its maneuverability in paddocks, gullies, or on slopes.

This machine is ideal for cutting grass between rows in vineyards and orchards. With its oscillating blade, it can easily cut undergrowth and scrub on rough slopes where

regular mowers and tractors cannot operate. This sickle bar mower can also be used for cutting hay and small block paddock topping.

- **B&S 625 engine**
- **125cc**
- **87cm cutting width**
- **80kg**
- **Self-propelled**
- **Manufactured in Italy**



EUROSYSTEMS MNF502 Sickle Bar Mower

The big brother to the M800, the MNF502 is a powerful mowing machine for rough tasks. This is made possible by its 150cc B&S 625 engine and maneuverability in paddocks, gullies, or on slopes.

This sickle bar mower is ideal for cutting grass between rows in vineyards and orchards. With its oscillating blade on height adjustable skids, it can easily cut undergrowth and

scrub on rough slopes where a regular mowers and tractors cannot operate. It can also be used for cutting hay and paddock topping.

- **B&S 625 engine**
- **150cc**
- **Forward & reverse**
- **102cm cutting width**
- **55kg**
- **Self sharpening blades**
- **Self-propelled**
- **Manufactured in Italy**

EUROSYSTEMS Mower Attachment 53CM



53cm rotary mower attachment for Eurosystems MNF502/M800.

Please note that this a separate accessory and does not come with the machine as a default.

SCARIFIERS



LONCIN SC400 Scarifier

The SC400 scarifier is the ideal tool to aerate and regenerate grass in home gardens and lifestyle blocks.

With 5hp, a 40cm working width, and a variable working depth (ranging from 0-15mm), the SC400 enables you to get the job done faster.

The SC400 has a pressed steel shell, ensuring rigidity and durability.

- **Loncin 182**
- **4.0kW / 5.3hp**
- **32 blades**
- **Catcher**
- **Folding handle**
- **149cc**
- **40cm working width**



PUBERT 518 Scarifier

The Pubert 518 scarifier is a professional-grade machine built for commercial use. This scarifier is the ideal tool to aerate and regenerate large areas, such as lawns, bowling greens, golf greens, and playing fields.

Delivering 5.5hp, a 40cm working width, and a variable working depth (ranging from 0-22mm). The handlebar is completely foldable to facilitate transport and storage. The rotor height adjustment is done on the handlebar.

- **Honda GP 160**
- **4.1kW / 5.5hp**
- **15 blades**
- **40L catcher bag**
- **Folding handle**
- **40cm working width**
- **Manufactured in France**



PUBERT 519 Scarifier

The OSCAR PRO scarifier is suitable for professional users and demanding consumers, who are looking for robust machinery. This scarifier is made to aerate and regenerate your grass, especially for long distances.

The rotor has 28 foldable cutting blades and the working depth is adjustable from 0 to 1,5 cm

Handlebar is foldable to facilitate transport and storage, and adjustable to fit you.

- **Honda GX160**
- **28 blades**
- **Folding handle**
- **50cm working width**
- **Manufactured in France**

CUT-OFF SAWS

SOLO 49852 Water Tank

11L Pressurised Water Tank with hose/quick connector



SOLO 49211 Wheel Set & Handle

for Solo 49852



SOLO 2900108

Wheel Set for 881 Cut-off Saw



SOLO 880/12 Concrete Saw



These machines set new standards in ergonomic design, refined technical features and ease of maintenance. Wherever serious work performance is required for cutting jobs in materials such as concrete, steel, asphalt, castings or stone the Solo cut-off machines come to the fore.

- Solo 2-Stroke
- 81cc
- 4kW / 5.36hp
- Blade not included

SOLO 881/14 Concrete Saw

Wherever serious work performance is required for cutting jobs in materials such as concrete, steel, asphalt, castings, or stone, Solo cut-off machines are your tool for the job.

These machines set new standards in ergonomic design, refined technical features, and ease of maintenance.

The 881/14 is the world's first iLube® petrol concrete saw — you'll never have to worry about the fuel mixture again. iLube® stands for 'intelligent lubrication'. It is Solo's patented system for separate engine lubrication. These machines will run out about 15 tanks of fuel to one tank of 2T oil.



- Solo 2-Stroke
- 81cc
- 4kW / 5.36hp
- Blade not included



BLADES

TEKPAC GP Concrete Blade 300mm / 12"

Laser welded general purpose 300mm/12" diamond blade.



TEKPAC GP Concrete Blade 350mm / 14"

Laser welded general purpose 350mm/14" diamond blade.



TEKPAC GP Concrete Blade 400mm / 16"

Laser welded general purpose 400mm/16" diamond blade.



TEKPAC GP Concrete Blade 500mm / 20"

Laser welded general purpose 500mm/20" diamond blade.



TEKPAC GP Asphalt/Green Concrete Blade 350mm / 14"

Laser welded asphalt 350mm/14" diamond blade.



TEKPAC GP Asphalt/Green Concrete Blade 400mm / 16"

Laser welded asphalt 400mm/16" diamond blade.



Steel Blade 300mm / 12"



SOLO Steel Blade 350mm / 14"



SOLO Stone Blade 300mm / 12"



SOLO Stone Blade 350mm / 14"



Stone Blade 400mm / 16"



WATER BLASTERS

AVA Go P40 Water Blaster Bundle

Ultra-compact, lightweight pressure cleaner. perfect for small cleaning tasks around the house, bike or car.

- Power wattage 1700W
- 3-piston alloy metal pump
- 6m hose length
- 7kg weight
- Onboard storage



AVA Telescopic Lance



AVA Gutter Cleaning Kit



AVA Smart P50 Water Blaster Bundle

Accessories in bundle include Zero-Force Pressure Gun, Plastic Water Filter, Hose Reel, Turbo Nozzle, 20° / 60° Vario Nozzle, Zoom Lance and Foam Cannon.

- Power wattage 1800W
- Tilt resistant design
- 3-piston alloy metal pump
- 8m hose length
- 11kg weight



AVA Smart P60 Water Blaster Bundle

Accessories in bundle include Zero-Force Pressure Gun, Water Filter, Hose Reel, Turbo Nozzle, 15° Nozzle, 20° / 60° Vario Nozzle, Zoom Lance, Foam Cannon and Patio Cleaner.

- Power wattage 2100W
- Tilt resistant design
- 4-piston alloy metal pump
- 8m hose length
- 29kg weight



AVA Smart P70 Water Blaster Bundle

Accessories in bundle include Zero-Force Pressure Gun, Water Filter, Hose Reel, Turbo Nozzle, 15° Nozzle, 20° / 60° Vario Nozzle, Zoom Lance, Foam Cannon and Patio Cleaner.

- Power wattage 2400W
- Tilt resistant design
- 4-piston alloy metal pump
- 10m hose length
- 26kg weight

WATER PUMPS



SOLO P25 Clean Water Pump

The Solo P25 is an ideal pump for milk transfer and for filling water tanks. It features lightweight aluminium alloy pump components. This clean water pump has high-quality ceramic mechanical seals and low engine oil protection.

- 4-Stroke
- 97cc
- 1.2kW / 1.6hp
- 25mm discharge port
- 25mm suction port
- 36m max. head
- 13kg
- 185L/min



SOLO P50 Clean Water Pump

The P50 clean water pump features lightweight aluminium alloy pump components.

It has high-quality ceramic mechanical seals, and low engine oil protection.

- 4-Stroke
- 196cc
- 4.1kW / 5.5hp
- 50mm discharge port
- 50mm suction port
- 30m max. head
- 26kg
- 500L/min



SOLO P80 Clean Water Pump

The P80 clean water pump features lightweight aluminium alloy pump components.

It has high-quality ceramic mechanical seals, and low engine oil protection.

- 4-Stroke
- 196cc
- 4.1kW / 5.5hp
- 80mm discharge port
- 80mm suction port
- 35m max. head
- 28kg
- 1000L/min



SOLO P40HLFP High Lift Fire Pump

The Solo P40HLFP is a compact, highly practical high-lift fire pump. It is suitable for domestic and light industrial use.

The mechanical seal is ceramic for longer durability and airtight security. A strong metal frame surrounds the pump and engine for protection, stability, and support.

The engine is protected by low oil alert/protection. The double-impeller in this pump is made from lightweight, super-strong aluminium alloy.

- **4-Stroke**
- **196cc**
- **4.1kW / 5.5hp**
- **40mm discharge port**
- **40mm suction port**
- **80m max. head**
- **420L/min**



SOLO P50HLFP High Lift Pump

The Solo P50HLFP high pump is a sturdily-constructed and hard-wearing unit, with a powerful and smooth running petrol engine at its heart.

The double-impeller in this pump is made from lightweight, super-strong aluminium alloy, as is the main body of the pump, ensuring hour after hour of service.

- **4-Stroke**
- **196cc**
- **4.1kW / 5.5hp**
- **50mm discharge port**
- **50mm suction port**
- **60 max. head**
- **500L/min**



SOLO P50/100 100M High Lift Pump

This high lift pump features high-quality ceramic mechanical seals, efficient impeller for longevity and superior flow. With a cast iron pump casing, this pump is designed for higher pressures.

- **4-Stroke**
- **420cc**
- **9kW / 15hp**
- **50mm discharge port**
- **50mm suction port**
- **100m max. head**
- **63kg**
- **500L/min**



SOLO P80T Semi Trash Pump

The Solo P80T semi trash pump features high quality ceramic mechanical seals, and a lightweight aluminium alloy pump.

- **4-Stroke**
- **196cc**
- **4.1kW / 5.5hp**
- **80mm discharge port**
- **80mm suction port**
- **30m max. head**
- **39kg**
- **750L/min**

GENERATORS

SOLO G2300i Inverter Generator 2.3kW

A great lightweight inverter generator, ideal for camping and motorhomes. It features modern digital technology and has an intelligent closed-loop engine speed control system which reduces fuel usage by up to 25%.

- 4-Stroke
- 4L fuel tank
- 79cc 2.2kW / 3hp engine
- 1.8kW continuous / 2.3kVA max output
- 60dB(A)
- 6.3hr run time



SOLO G3300i Inverter Generator 3.3kW

Suitable for camping, motorhomes, boats, and for powering all those sensitive electronics, the G3000i has an intelligent closed loop engine speed control system which reduces fuel usage by up to 25%.

- 4-Stroke
- 149cc 3.2kW / 4.5hp engine
- 2.5Kw continuous / 3.3kW max output
- 60dB(A)
- 4.5hrs run time

SOLO G3500i Inverter Generator 3.5kW

A powerful lightweight inverter generator. Produces 3kW/3.75kVA continuous power and features digital technology. It has an intelligent closed loop engine speed control system which reduces fuel usage, ensuring the 9L fuel tank gives you up to 7hr run time. Suited for camping, motorhomes, boating, and powering all your sensitive electronics.

- 4-Stroke
- 212cc 4.4kW / 6hp engine
- 3kW continuous / 3.5kW max output
- 8hr run time





SOLO G4500i Inverter Generator 4.5kW

Solo's newest inverter generator is your go-to for commercial and industrial use, and as a home backup system. Packed with the latest digital technology, it's able to self-adjust its engine speed against different loads, providing safer and purer power.

- 4-Stroke
- 212cc 4.4kW / 6hp engine
- 3.5kW continuous / 4.5kW max output
- 65dB(A)
- 8hr run time

SOLO G7500i Inverter Generator

A great inverter generator. It features modern digital technology and an intelligent closed-loop engine speed control system which reduces fuel usage by up to 25%. Electric start. 2x 15amp and 1x 32amp outlets. Can be controlled by a downloadable app.

- 4-Stroke
- 420cc 9kW / 12hp engine
- 6.5Kw / 7.5kW max output
- 11hr run time



SOLO G9000i Inverter Generator 9kW

If you're after the big guns for those big industrial projects or home backup, this is the generator you're after. Not only has it been designed for optimum performance, ease of use and safety, it's been designed with an enclosed body structure to work almost silently.

- 4-Stroke
- 420cc 10kW / 13.5hp engine
- 7kW continuous / 9kW max output
- 65dB(A)
- 10hr run time





SOLO G2500 **Genset 2.5kW**

Powered by a commercial-grade single-cylinder OHV engine with forced air cooling and ultra-low vibrations, this generator is ideal for use on building sites, leisure or trade shows, or other commercial or trade applications.

- 4-Stroke
- 196cc 4.1kW / 5.5hp engine
- 2kW continuous / 2.2kW max output
- 15hr run time



SOLO G3500 **Genset 3.5kW**

This commercial-grade genset features a single-cylinder OHV engine with forced air cooling and ultra-low vibrations, meaning less noise. This generator is protected by automatic voltage regulation (AVR), a circuit breaker and a low oil cut-out.

- 4-Stroke
- 212cc 4.4kW / 6hp engine
- 2.8kW continuous / 3.1kW max output
- 15hr run time



SOLO G6500 **Genset 6.5kW**

This petrol generator with AVR is ideal for use on building sites, leisure or trade show sites, or other commercial or trade applications. Powered by a commercial-grade, single-cylinder OHV engine with forced air cooling and ultra-low vibrations.

- 4-Stroke
- 389cc 8.2kW / 11hp engine
- 5kW continuous output
- 5.5kW max output
- 76dB(A)
- 9hr run time



SOLO G8000 **Genset 8kW**

This heavy-duty generator with AVR has been designed for industrial applications and home backup use. It is powered by a high-quality, commercial-grade engine, is force air-cooled, and emits low vibrations. An integrated oil cut-out system protects the engine when the oil level is low.

- 4-Stroke
- 420cc 9kW / 12hp engine
- 6.5kW continuous output
- 7kW max output
- 76dB(A)
- 8hr run time

LONCIN ENGINES



Heavy-duty, powerful, and compact

Diesel engines by Loncin are heavy-duty, and built with a single cylinder and horizontal shaft. They achieve approx. 25% more power than similar engines under the same load conditions, and with lower oil consumption. Loncin engines are compact thanks to their superior design of the silencer, starter, air filter, and fuel tank components. It's easy to see why Loncin engines are an attractive choice for power equipment requiring a diesel engine.



**LONCIN LC178FD
Diesel Engine 1"
Horizontal shaft**

- Diesel 4-Stroke
- 349cc
- 4.85kW / 6.5hp
- 15.5Nm/2400rpm
- Electric start



**LONCIN LC186FD
Diesel Engine 1"
Horizontal shaft**

- Diesel 4-Stroke
- 441cc
- 6.71kW / 6.5hp
- 22Nm/2400rpm
- Electric start



**LONCIN
G200F
Engine**

- 4-Stroke OHV single
- 196cc
- 4.1kW / 5.5hp
- 12.4Nm / 2500rpm
- 19mm horizontal shaft



**LONCIN
G300FA
Engine**

- 4-Stroke OHV single
- 302cc
- 6.71kW / 9hp
- 20.3Nm / 2500rpm
- 1" horizontal shaft



**LONCIN
G420FA
Engine**

- 4-Stroke OHV single
- 420cc
- 9.32kW / 12.5hp
- 26.5Nm / 2500rpm
- 1" horizontal shaft

New technology in petrol engines delivering reliability and power

Petrol engines by Loncin leverage new technology to deliver power and reliability. Their superior combustion chamber design with inclined valves, revised carburetor, and new cylinder head porting generates power with significantly-reduced exhaust emissions. They are EPA 3 & EU 2 & V emissions compliant.

The overhead valve (OHV) design, lowers the operating temperature, making them a really reliable alternative to more expensive brands.



LONCIN LC165F-1H Engine

- 4-Stroke OHV single
- 166cc
- 2.98kW / 4hp
- 10.8Nm / 2500rpm
- 20mm horizontal shaft



LONCIN LC168F-2H Engine

- 4-Stroke OHV single
- 196cc
- 4.1kW / 5.5hp
- 12.4Nm / 2500rpm
- 1" horizontal shaft



LONCIN LC1P70FA Engine

- 4-Stroke OHV single
- 196cc
- 3.37kW / 5hp
- 10.5Nm / 2500rpm
- 22.2mm vertical shaft



CONCRETE FLOOR SAWS



Designed and engineered for power

TEKpac specialises in research, development, and manufacture of light construction machinery. TEKpac is a supplier of branded plate and reversible plate compactors, tamping rammers, power floats, submersible pumps, and concrete vibrators.

TEKpac concrete floor saws are the ultimate multi-purpose cutting machines, designed to tackle the most demanding jobs. Built for maneuverability and reliability, they cut through concrete, asphalt, and sidewalks.



TEKPAC TMF14 Concrete Floor Saw

- Honda GX160
- 163cc
- 4.0kW / 5.5hp
- 96kg
- 90mm max cutting depth
- 12-14" blade



TEKPAC TMF16 Concrete Floor Saw

- Honda GX390
- 389cc
- 9.6kW / 13.0hp
- 140kg
- 140mm max cutting depth
- 12-16" blade



TEKPAC TMF220 Concrete Floor Saw

- Honda GX390
- 389cc
- 9.6kW / 13.0hp
- 145kg
- 200mm max cutting depth
- 14-20" blade

PLATE COMPACTORS

TEKPAC TMS50 Plate Compactor

- Loncin G Engine
- 196cc
- 1.8kW / 2.5hp
- 54kg
- 8.3kN
- 5900vpm
- 17" x 12" steel plate



TEKPAC TMS60 Plate Compactor

- Honda GX160
- 163cc
- 4.0kW / 5.5hp
- 61kg
- 10.5kN
- 5800vpm
- 17" x 12" steel plate



TEKPAC TMS65 Plate Compactor

- Honda GX160
- 163cc
- 4.0kW / 5.5hp
- 65kg
- 10.5kN
- 5800vpm
- 19" x 13" cast plate



TEKPAC TMS80 Plate Compactor

- Honda GX160
- 163cc
- 4.0kW / 5.5hp
- 78kg
- 13kN
- 5600vpm
- 22" x 17" steel plate





TEKPAC TTP85 Plate Compactor

- Honda GX160
- 163cc
- 4.0kW / 5.5hp
- 85kg
- 22" x 16" cast plate
- 12kN
- 5400vpm



TEKPAC TMS90D Plate Compactor

- Honda GX160
- 163cc
- 4.0kW / 5.5hp
- 83kg
- 21" x 20" cast plate
- 13kN
- 5500vpm



TEKPAC TMS100 Plate Compactor

- Honda GX160
- 163cc
- 4.0kW / 5.5hp
- 93kg
- 18" x 24" steel plate
- 19.8kN
- 7000vpm



TEKPAC TTP120 Plate Compactor

- Honda GX160
- 163cc
- 4.0kW / 5.5hp
- 120kg
- 22" x 20" cast plate
- 21kN
- 5400vpm
- Water tank not included



REVERSIBLE PLATE COMPACTORS



TEKPAC TMS125
Reversible Plate Compactor

- Honda GX160
- 163cc
- 4.0kW / 5.5hp
- 126kg
- 25" x 16" steel plate
- 25kN



TEKPAC TMS160
Reversible Plate Compactor

- Honda GX160
- 163cc
- 4.0kW / 5.5hp
- 149kg
- 29" x 20" steel plate
- 30.5kN



TEKPAC TMS270
Reversible Plate Compactor

- Honda GX270
- 270cc
- 6.6kW / 9.0hp
- 270kg
- 35" x 26" steel plate
- 36kN



TEKPAC TMS330
Reversible Plate Compactor

- Honda GX270
- 270cc
- 6.6kW / 9.0hp
- 321kg
- 35" x 26" steel plate
- 25kN

DOUBLE DRUM ROLLER



TEKPAC TTP5020 Hydraulic Reversible Plate Compactor

- Honda GX160
- 163cc
- 4.1kW / 5.5hp
- 135kg
- 26" x 16" cast plate
- 20kN
- 5400vpm
- 22m/min travel



TEKPAC TTP5030 Hydraulic Reversible Plate Compactor

- Honda GX270
- 270cc
- 6.6kW / 9.0hp
- 165kg
- 27" x 20" cast plate
- 30kN
- 5400vpm
- 20m/min travel



TEKPAC TTDR65 Double Drum Vibrating Hydraulic Roller

The Tekpac TTDR65 walk-behind vibrating double drum roller is your best choice for heavy-duty applications. It provides better traction and compaction.

The Honda GX390 engine will give years of reliability. With its 65L water tank, 3300vpm, 21kN centrifugal force and travel speed of up to 3.6km/h, it stacks up favourably

against the opposition. This unit is ideal for car parks, paving preparation, roading and general contracting.

- Honda GX390
- 65L water tank
- 3.6km/hr
- 21kN
- 3300vpm

TAMPING RAMMERS

Tekpac Tamping Rammers are robust and fit for the job

Tekpac's powered tamping rammers are robust and reliable. Their slim upright design, balance, and ease of operation is ideal for trenches and other confined areas where a normal plate compactor is difficult to maneuver.

The anti-vibration dampers provide the operator with more comfort for longer on the job.



TEKPAC TSG60H Tamping Rammer

- Honda GX100
- 98cc
- 2.2kW / 3.0hp
- 13" x 9" shoe size
- 60kg
- 40-85mm jumping stroke
- 650-695 blows/min
- 11kN impact force



TEKPAC TMR75R Tamping Rammer

- Subaru / Robin EH12
- 121cc
- 2.9kW / 4.0hp
- 13.4" x 11" shoe size
- 75kg
- 40-85mm jumping stroke
- 640-680 blows/min
- 14kN impact force

TEKPAC TMR68H Tamping Rammer

- Honda GX100
- 98cc
- 2.2kW / 3.0hp
- 13.4" x 11" shoe size
- 68kg
- 40-85mm jumping stroke
- 650-695 blows/min
- 13kN impact force



SURFACE FINISHING SCREED



TCV45 Concrete Vibrator

- Honda GX35 engine
- 35cc
- 1.0kW / 1.34hp
- 45mm probe width
- 375mm probe length
- 2140mm total machine length
- 11.5kg weight



TWP Portable Post Hole Water Pump


- Honda GX35 4-stroke engine
- includes 2x hoses
- 5m head max
- 32mm pump outlet
- 9.3kg weight



TEKPAC TMCD Surface Finishing Screed

This vibrating screed makes working with large wet concrete pours a breeze. The good ergonomic position will save your back and knees, and the Honda GX3J engine will allowed you to achieve a more professional finish in a shorter time. The blades available in a variety of widths.

- Honda GX35 engine
- 1.6hp
- 17kg weight



TEKPAC TMCB Blades

Available in sizes:
1.2m / 1.8m / 2.4m
3.0m / 3.7m / 4.3m
blades for TMCD screed



POWER FLOATS




TEKPAC TMT24 Power Float

Supplied with combination blades, the TEKPAC TMT24 can be used for floating or finishing. The blade pitch is adjusted via a screw control (up to 15 degrees).

This machine has a rotating guard to reduce damage to walls and it enables the operator to finish within

millimetres of obstructions. The high-capacity, sealed gearbox delivers big machine performance in a small package.

- **Loncin G200 or Honda GX160 engine**
- **196cc**
- **4.8kW / 6.5hp**
- **63kg**
- **61cm rotor diameter**



TEKPAC Power Float Pan

Available in 24" & 36" sizes



TEKPAC TMT36 Power Float

The TMT36 Power Float is a robust piece of equipment known for its ease of use and reliability. It is powered by a genuine Honda GX160 engine for consistent easy starting and long life.

- **Honda GX160 engine**
- **163cc**
- **4.0kW / 5.5hp**
- **90kg**
- **91cm rotor diameter**



TEKPAC TMT46 Power Float

The TMT46 Power Float is a quality piece of equipment renowned for its ease of use. It is powered by a genuine Honda GX270 engine for consistent easy starting and all-round reliability.

- **Honda G270 engine**
- **270cc**
- **6.6kW / 9.0hp**
- **132kg**
- **117cm rotor diameter**

DRIVE UNIT, SUBMERSIBLE PUMPS & POKERS



TEKPAC TMVDS Drive Unit

This Tekpac drive unit with robust frame is powered by an ultra-reliable Honda GX160 engine.

- **Honda GX160 Engine**
- **160cc**
- **4.0kW / 5.5hp**
- **22kg**

Tekpac vibration pokers and submersible pumps are available separately.



KATO Flexidrive Submersible Pump 75mm x 7m

Flexidrive submersible pump for TMVDS drive unit 75mm x 7m.

A compact, reliable unit - robust cast aluminium housing with Dynapac coupling and industrial drive shaft.

TEKPAC Vibrating Poker 38x6m

Vibration poker with Dynapac coupling for TMVDS drive unit.



TEKPAC Vibrating Poker 45x6m

Vibration poker with Dynapac coupling for TMVDS drive unit.



TEKPAC Vibrating Poker 60x6m

Vibration poker with Dynapac coupling for TMVDS drive unit.



LIGHTING TOWERS

TEKPAC LT1200 Lighting Tower

- 42000 lumens x 4 lights
- Max. height 9m
- Weight 860kg
- Voltage 220V
- Kubota Z482 Diesel engine
- Galvanised steel telescopic mast
- Electric mast winch
- Stamford Alternator
- 350° mast rotation
- Can be used as a site generator



**Tekpac Lighting Towers
are an indispensable
tool**

Whether you need light-
ing solutions for a con-
struction site, hosting an
outdoor event
or the hire business.

TEKPAC LT01 Lighting Tower Trolley

- 26000 lumens x 4 lights
- Max. height 5m
- Weight 230kg
- Elevating Range: 230-480cm
- Manual mast
- Generator sold separately



CONCRETE MIXERS

Tekpac Concrete Mixers are robust and perfect for any construction job.

The robust steel construction and powder coated drum is durable and strong, enabling it to handle all the tasks you throw at it.



TEKPAC TMX15 Concrete Mixer – Electric

This Tekpac TMX15 is great for mixing concrete, plaster, mortar, paint, glue, animal feed etc.

- .42kW / .57hp
- 90L batch output
- 125L drum volume
- 66kg



TEKPAC TMX10 Concrete Mixer – Electric

This Tekpac TMX10 concrete mixer is ideal for smaller jobs such as setting a garden path, laying down a concrete slab or building a retaining wall.

- .25kW / .33hp
- 75L batch output
- 100L drum volume
- 55kg



TEKPAC TMX60 Concrete Mixer

The Tekpac TMX60 concrete mixer is perfect for contracting use where you need a reliable machine.

- Robin EY20D engine
- 3.75kW / 5.0hp
- 170L batch output
- 260L drum volume
- 347kg



TEKPAC TMX90 Concrete Mixer

This Tekpac TMX90 concrete mixer is perfect for heavy contracting use where you need large capacity.

- Robin EY20D engine
- 3.75kW / 5.0hp
- 260L batch output
- 350L drum volume
- 373kg

OILS & CLEANERS



SOLO 0083104
Two-Stroke Oil 1L



SOLO 0083107
Solo Chain Oil 1L



SOLO 0083113
SAE30 Engine Oil 1L



SOLO 0083116
Universal Cleaner 500ml
for chainsaws, brushcutters, and trimmers.



SOLO 2700278
Solo Fuel Mixing Container 1L

Looking for something else?
Contact our team of experts:

ph +64 (7) 847 3562
email orders@solonz.co.nz
web solonz.co.nz





solo[®]

Since 1948, Solo has been recognised as one of the world's top suppliers of innovative, quality outdoor equipment and parts for both professional and home users worldwide.

Whether you're a weekend warrior or a professional, you will find the right product to suit your needs.

The Solo® range makes outdoor work quicker, easier and cleaner.

These are serious tools for serious work.

Address

SOLO NZ LTD
19 Glennis Place
Frankton
Hamilton 3204

Phone

+64 (7) 847 3562

Email

orders@solonz.co.nz

Website

solonz.co.nz

