

solo®

CATALOGUE 2023



 **TEKPAC**

 **LONCIN**

 **MARLYAMA**

 **PUBERT**
since 1840

 **ENCORE**

POWERWORKS®

 **eurosystems**

EARTHWAY

**NORTH
STAR**
Proven Performance



Solo® has a long history of innovation and the highest reputation for quality outdoor equipment.

As a New Zealand-owned subsidiary of Solo® Germany, Solo NZ has been bringing high-quality garden equipment to Kiwis for over 59 years. We have been going from strength to strength by acquiring distribution rights to other well-known brands — all featuring the quality you have come to expect from Solo NZ.

This catalogue features power machinery from leading brands, including Solo, Loncin, Pubert, Maruyama, Northstar, Eurosystems, Tekpac, and EarthWay.

SPRAYERS	03	LONCIN ENGINES - PETROL	30
SPREADERS	09	ZTR MOWERS	32
TRIMMERS / BRUSHCUTTERS	12	CONCRETE FLOOR SAWS	34
HEDGETRIMMERS	15	TAMPING RAMMERS	35
BLOWERS & LEAF VACUUMS	16	PLATE COMPACTORS	36
TILLERS/CULTIVATORS	17	REVERSIBLE PLATE COMPACTORS	38
SICKLE BAR MOWERS	19	DOUBLE DRUM ROLLER	39
SCARIFIERS	20	SURFACE FINISHING SCREED	40
CHAINSAWS	21	POWER FLOATS	41
CUT-OFF SAWS	22	DRIVE UNITS, SUBMERSIBLE PUMPS & POKERS	42
BLADES	23	CONCRETE MIXERS	43
PRESSURE WASHERS / PUMPS	24	OILS & CLEANERS	44
GENERATORS	26		
LONCIN ENGINES - DIESEL	29		

SOLO NZ Ltd.

ph +64 (7) 847 3562
web solonz.co.nz
e orders@solonz.co.nz

19 Glennis Place
Frankton
Hamilton 3204

© SOLO NZ Ltd. 2022





SOLO 402Li Battery-operated Sprayer 2L

Easy to use, lightweight, and quiet, the 402Li is a gamechanger for battery-powered handheld sprayers. Features include USB cable storage and LED battery-level display. The UV-resistant plastic tank and large handle are

ergonomically designed for maximum comfort.

- **2L UV-resistant tank**
- **2500mAh Li battery**
- **3.6V pump**
- **210 min charge time**
- **110 min spray time**



SOLO Classic 400 Manual Sprayer 4L

This 4L manual sprayer is ideal for small jobs both indoors and outdoors, with a variety of applications.

The versatile, lightweight, and durable 400 sprayer features a funnel top for easy filling.

The adjustable nozzle goes from precision spraying with direct jet, to broad misting with the fine mist setting.

- **4L UV-resistant tank**
- **Easy fill funnel**
- **Adjustable nozzle**
- **Standard 38cm wand**



SOLO Classic 465 Manual Sprayer 5L

A multi-purpose, lightweight 5L home and garden sprayer is perfect for smaller jobs around the property. Ideal for weed control, pest control, sanitisation, and even carpet cleaning. The UV-resistant plastic tank is robust and durable for years of spraying.

- **5L UV-resistant tank**
- **Easy fill funnel**
- **Adjustable nozzle**
- **Standard 50cm wand**



SOLO Classic 468 Manual Sprayer 8L

This 8L versatile home and garden sprayer is ideal for medium to large jobs around the property.

Use for weed control, pest control, sanitisation, and even carpet clean.

The 8L UV-resistant tank features a funnel filler for easy filling.

- **8L UV-resistant tank**
- **Shoulder strap**
- **Adjustable nozzle**
- **Standard 50cm wand**



SOLO 406Li Battery-operated Sprayer 6L

Weighing only 1.4kg, this 6L lithium-ion sprayer is ideal for around the home. Carry by the handle or sling over your shoulder while enjoying the 3.5hr spray time. Supplied complete with battery and charger, and equipped with adjustable shoulder strap.

- **6L UV-resistant tank**
- **2500mAh Li battery**
- **10.8V pump**
- **150 min charge time**
- **210 min spray time**



SOLO 414Li Battery-Operated Sprayer 10L

Free of emissions, lightweight, and whisper quiet, the Solo 414Li provides 210 minutes of spraying time before requiring recharge.

The UV-resistant plastic tank is ergonomically designed for maximum comfort, and is

equipped with wide, padded, adjustable shoulder straps.

- **10L UV-resistant tank**
- **Lithium-ion battery**
- **10.8V pump**
- **150 min charge time**
- **210 min spray time**



FOR SOLO'S COMPLETE SPRAYER RANGE, PLEASE REFER TO THE SOLO SPRAYER CATALOGUE, the SOLO NZ website - www.solonz.co.nz



EUROSYSTEMS Eco Sprayer 50L

This Eurosystems three-wheeled sprayer is an ideal spot and broadcast unit for lifestyle block owners or contractors.

It is an efficient and useful unit for spraying gardens, orchards, vineyards or for

pest control. Eco-friendly rechargeable batteries give up to 4hr spraying time.

- **50L tank**
- **8m hose**
- **60cm spray lance**
- **2.8 bar / 40psi**



NORTHSTAR NS2681022 Spot Sprayer 40L

This 40L professional-quality ATV/quad spot sprayer is ideal for lifestyle blocks or smaller acreage.

A commercial grade on-demand pump combines innovative components and engineering for superior performance.

It is supplied with a spray wand, adjustable nozzle, wiring loom, tie-down straps and switch to connect to the battery of your vehicle.

- 40L tank
- 3.7L/min
- 4.5m hose
- 40psi



NORTHSTAR NS2681001 Spot Sprayer 60L

The Northstar NS2681001 features a commercial-grade on-demand pump, 8.5m hose and spray wand with adjustable nozzle. Supplied with tie down straps and wiring loom with switch to connect to your vehicle battery — ready to go!

- 60L tank
- 8.7L/min
- 8.5m hose
- 70psi



NORTHSTAR NS2681201 Spot Sprayer 100L

Designed for treating small areas with precision, this professional-quality ATV spot sprayer can't be beaten.

The commercial-grade sprayer pump combines innovative components and engineering for superior

performance. It can be used on an ATV, ute, or trailer.

- 100L tank
- 8.7L/min
- 8.5m hose
- 70psi



NORTHSTAR NS99908 Spot Sprayer 2 Nozzle Boom 60L

- 60L tank
- 8.3L/min
- 2m broadcast width
- 70psi



**NORTHSTAR NS99919B
Spot Sprayer 7 Nozzle
Boom 60L**

- 60L tank
- 8.3L/min
- 3.5m broadcast width
- 70psi



**NORTHSTAR NS99920
Deluxe Spot Sprayer 7 Nozzle
Boom 100L**

- 100L tank
- 8.3L/min
- 3.5m broadcast width
- 70psi



**NORTHSTAR NS99909
Spot Sprayer 2 Nozzle Boom 100L**

- 100L tank
- 8.3L/min
- 2m broadcast width
- 70psi



**NORTHSTAR NS99907 Spot &
Boomless Broadcast Sprayer 100L**

- 100L tank
- 20.8L/min
- 12.2m broadcast width
- 60psi

Tow behind your ATV, quad, or ride-on lawn mower for easy spraying.

Northstar's tow-behind sprayers are a game changer for easy spraying. These sprayers feature an on-demand pump, a rugged powder-coated steel cart, large pneumatic wheels, and a versatile broadcast and spot sprayer wand for both precision and wide-coverage spraying.

Ready to tow behind your ATV, quad, or ride-on, NorthStar tow sprayers come equipped with a wiring loom and switch to connect to the tow vehicle's battery.

The large-capacity proprietary tank design features extra-thick, UV-resistant walls that are compatible with virtually all pesticides. They are approved for use with Roundup® agricultural herbicide. The 100% continuous duty rating Santoprene™ diaphragm and Viton® valves deliver superior reliability and ensure chemical resistance.



NORTHSTAR NS27080 Rechargeable Cart Sprayer 34L

The Northstar NS27080 rechargeable 34L cart sprayer is a versatile, multi-use sprayer with Viton seals.

The NS27080 can be used with the front-mounted broadcast nozzle or with the spray wand — perfect for spot spraying. It can be

pushed or towed behind an ATV, quad, or lawn tractor.

Tow hitch and 12V rechargeable battery (2hr running time) are included.

- 34L tank
- 3.7L/min
- 4.5m hose
- 40psi
- 1.2m broadcast width



Northstar NS282791 Tow Behind Sprayer 50L

The versatile high-end NorthStar tow behind broadcast and spot sprayer gives you the ability to do both precision and wide-coverage spraying - 1.2m wide. Supplied with 3.5m hose and spray wand assy with adjustable nozzle for spot

spraying plus wiring loom with switch to connect to your tow vehicle battery.

- 50L tank
- 3.8L/min
- 3.35m hose
- 40psi
- 1.2m broadcast width



Northstar NS282780 Tow Behind Sprayer 80L

With a 2.2m wide-coverage spraying ability, this versatile high-end NorthStar tow behind broadcast and spot sprayer can do it all. Supplied with 4.5m hose & wand assembly with adjustable nozzle for spot spraying plus wiring loom, with switch, to

connect to the battery on the tow vehicle.

- 80L tank
- 8.3L/min
- 4.5m hose
- 70psi
- 2m broadcast width



Northstar NS282785 Tow Behind Sprayer 120L

- 120L tank
- 8.3L/min
- 4.5m hose
- 70psi
- 2m broadcast width



Northstar NS282585 Tow Behind Sprayer 155L

- 155L tank
- 15.1L/min
- 4.9m hose
- 60psi
- 2.5m boom width



Northstar NS282588 Tow Behind Sprayer 235L

- 235L tank
- 20.8L/min
- 6.4m hose
- 60psi
- 3.5m boom width



Northstar NS282592 Tow Behind Sprayer 385L

- 385L tank
- 26.5L/min
- 6.4m hose
- 60psi
- 4.5m boom width

Premium residential and commercial, handheld, walk-behind and tow-behind spreaders for every job.

Earthway's range of American-made spreaders is proving extremely popular in the Kiwi market.

With capacities ranging from 1.8kg to 45kg, there is a spreader for almost every application. Choose from handheld, walk-behind, tow-behind, and ATV mount models, covering spot, drop, and broadcast spreading. Features include:

PATENTED EVEN-SPREAD® 3-HOLE DROP SYSTEM: The system, with side-spread control, promotes an even spread pattern with feathered edging for accurate applications. Adjust the drop rate directly on the spreader.

SIDE-SPREAD CONTROL: This patented design allows you to control the left-side spread pattern to protect your flowerbeds, paths, and driveways from unwanted material spread.



EARTHWAY EW52186 Hand Spreader 1.8kg

The Earthway EW52186 / 14014 is ideal for spot spreading. This handheld spreader features an integrated scoop design for easy filling, improved impeller, and adjustable rate control. Designed for those hard-to-reach places.

- 1.8kg capacity
- Scoop design
- Adjustable rate control
- Rustproof poly design



EARTHWAY EW52111 Broadcast Spreader 18kg

The Earthway EW52111 / 2600A features patented Even-Spread technology — the EarthWay 3-Hole Drop Shut-Off System for an even and balanced spread pattern.

- 18kg capacity
- Even-Spread tech
- 9"/22cm pneumatic tyres
- Rustproof poly hopper



**EARTHWAY EW52157
Broadcast Spreader
Commercial 23kg**

The Earthway EW52157 / 2150 is ideal for small jobs on uneven ground. Features the 3-Hole Drop System, steel T-bar handle, and large wheels to glide through heavy turf.

- **23kg capacity**
- **Even-Spread tech**
- **12"/30cm pneumatic tyres**
- **Easy-rate flow lever**



**EARTHWAY EW2030
Broadcast Spreader 29kg**

This large capacity residential spreader is built with premium materials - deep lug poly wheels, epoxy powder-coated chassis, and high-speed gearbox.

- **29kg capacity**
- **Even-Spread tech**
- **Side spread control**
- **Rustproof poly hopper**
- **Commercial-quality gearbox**



**EARTHWAY EW2050P
Broadcast Spreader 35kg**

The Earthway EW2050P is ideal for garden and lawn seeding. Features side spread control, premium tyres, patented Even-Spread technology, and a heavy-duty gearbox.

- **35kg capacity**
- **Even-Spread tech**
- **10"/25cm pneumatic tyres**
- **Side spread control**





**EARTHWAY EW2050TP
Broadcast Spreader
Tow Behind 36kg**

The Earthway EW2050TP is the perfect tow-behind broadcast spreader to hitch behind your lawn tractor. It's patented Even-Spread technology achieves a 95% accuracy rate.

- 36kg capacity
- Even-Spread tech
- 10"/25cm pneumatic tyres
- Side spread control



**EARTHWAY EW52190
Broadcast Spreader
12V ATV Mount 36kg**

The Earthway EW52190 / M20 is engineered for performance and long life. Mounts on front or rear luggage racks. Includes wiring harness with on/off switch, quick connect mounting hardware, and heavy-duty rain cover.

- 36kg capacity
- Even-Spread tech
- Sealed 12V motor
- Side spread control
- Rustproof poly hopper



**EARTHWAY EW52164
Broadcast Spreader
Commercial 45kg**

The Earthway EW52164 / 2170 is designed for commercial application — ideal for contractor crews, rental fleet, or a homeowner with a large lawn.

- 45kg capacity
- Even-Spread tech
- 12"/30cm pneumatic tyres
- Heavy-duty gearbox



TRIMMERS / BRUSHCUTTERS



**Efficient, robust Japanese brushcutters
for serious clearing operations**

These brushcutters feature the Maruyama original starter system, incorporating the best features of an electric, fast and easy starters.

Maruyama brushcutters are fit for both domestic and commercial clearing operations. The ergonomically designed loop handle grip offers superior comfort and excellent balance for the user.

Tools built to work, tools built tough, tools built for you.



MARUYAMA MX22

- 2-Stroke
- 22.5cc
- 0.77kW / 1.03hp
- 4.2kg
- Loop handle
- Blade + nylon head



MARUYAMA MX24

- 2-Stroke
- 23cc
- 0.77kW / 1.05hp
- 4.1kg
- Loop handle
- Nylon head



TRIMMERS / BRUSHCUTTERS



MARUYAMA MX27

- 2-Stroke
- 26cc
- 0.87kW / 1.18hp
- 5.1kg
- Loop handle
- Nylon head



MARUYAMA MX36

- 2-Stroke
- 35.5cc
- 1.4kW / 1.87hp
- 6.4kg
- Loop handle
- Blade + nylon head



MARUYAMA BC4322-RS Pro Brushcutter

- 2-Stroke
- 41.5cc
- 1.77kW / 2.37hp
- 8.2kg
- Loop handle



MARUYAMA BC5021H-RS Pro Brushcutter

- 2-Stroke
- 50cc
- 1.91kW / 2.55hp
- 8.2kg
- Blade
- Bull handle



MARUYAMA MC2630RS Multitool Powerhead

With a variety of quality attachments, Maruyama's split-shaft multi-system has the right tool for your job. With reverse start, starting is a breeze.

- 2-Stroke
- 26cc
- 1kW / 1.34hp



Attachments for MC2630RS MARUYAMA MULTI-TOOL POWERHEAD

MCA-E

Maruyama Edger



MCA-S

Maruyama Nylon Head



MCA-HTS 16"

Maruyama 40cm Swivel Head
Hedgetrimmer



MCA-HT 24"

Maruyama 60cm Swivel Head
Hedgetrimmer Attachment



MCA-PS

Maruyama Pole Pruner 1325mm



MCA-PL

Maruyama Pole Pruner 1535mm



MCA-T

Maruyama Tiller Attachment



HEDGETRIMMERS

MARUYAMA MHT2350DS-RX Hedgetrimmer

Maruyama professional hedgetrimmer. Japanese engineered and manufactured - this hedge trimmer offers reverse start feature - an assisted start system which only requires one-third the effort of a conventional starter system when the rope is pulled. An adjustable handle enabling left or right hand use completes the package.



- 2-Stroke
- 23cc
- 0.58kW / 0.78hp
- 4.6kg
- 60cm blade
- Reverse start
- Rotating handle

MARUYAMA MHT236DSV-R Hedgetrimmer

Powerful, robust and light-weight Maruyama 50cm easy-start anti-vibe hedgetrimmer for professional use with anti-vibration system for reduced vibrations and a more pleasant working experience, reverse start and rotating handle.



- 2-Stroke
- 23cc
- 0.58kW / 0.78hp
- 5.2kg
- 60cm blade
- Reverse start

MARUYAMA MHT230DLR Hedgetrimmer

The Maruyama hedgetrimmer is powerful, robust, yet light-weight. For professional use with easy-to-use rotating handle - giving the operator excellent cutting flexibility.



- 2-Stroke
- 23cc
- 0.58kW / 0.78hp
- 5.2kg
- 75cm blade length
- Rotating handle



BLOWERS / LEAF VACUUMS

MARUYAMA MBL3110 Blower Vac Kit

The Maruyama MBL3110 hand-held blower balances sound, power and weight into an effective, handy machine.

It provides value, durability and performance, season after season.

Comes with M395750 Vacuum Kit.

- **2-Stroke**
- **30cc**
- **0.97kW / 1.29hp**
- **4.2kg**



TILLERS / CULTIVATORS



Loncin MH36 Rotary Tiller

This small, lightweight cultivator is ideal for preparing your vegetable garden for planting. Use it to incorporate shredded material, fertiliser, or compost into the ground.

- Loncin 4-Stroke
- 140cc
- 2.7kW / 3.6hp
- 35cm tilling width
- 34kg



EUROSYSTEMS ES-E5 Evo 2+1 Rotary Tiller

This medium-sized garden tiller/cultivator is suitable for a variety of tasks.

It can be used for breaking up the top soil in preparation for seeding or planting.

- B&S CR 950 engine
- Petrol
- 208cc
- 75cm tilling width
- Forward & reverse
- Manufactured in Italy



EUROSYSTEMS ES RTT3 Rear Tine Tiller

This rear tine tiller/cultivator is suitable for medium to heavy jobs, including larger gardens and commercial work.

The ES RTT3 is highly effective in tilling paddocks.

- Loncin TM70 engine
- 170cc
- 60cm tilling width
- Forward & reverse
- Manufactured in Italy



PUBERT Quatro Rotary Tiller

This convertible tiller is the necessary tool for professional tilling or ploughing jobs.

The Pubert Quatro is able to prepare soils to a depth of 35cm and can be used in almost any tilling job, from your vegetable garden to many acres. It can be converted to pull a plough.

This robust machine has a professional-grade transmission and steel gears.

The adjustable spur has a double function, for either hard soil or soft soil. The elliptic handlebar allows for more comfort.

- Honda GX160 4-Stroke
- 163cc
- 4.2kW / 5.62hp
- 60-90cm tilling width
- Forward & reverse
- 76kg

SICKLE BAR MOWERS



EUROSYSTEMS M800 Sickle Bar Mower

The Eurosystems M800 is built for rough mowing tasks, made possible by its maneuverability in paddocks, gullies, or on slopes.

This machine is ideal for cutting grass between rows in vineyards and orchards. With its oscillating blade on height adjustable skids, it can easily cut undergrowth and scrub on

rough slopes where regular mowers and tractors cannot operate. This sickle bar mower can also be used for cutting hay and small block paddock topping.

- **B&S 625 engine**
- **125cc**
- **87cm cutting width**
- **80kg**
- **Manufactured in Italy**



EUROSYSTEMS MNF502 Sickle Bar Mower

The big brother to the M800, the MNF502 is a powerful mowing machine for rough tasks. This is made possible by its 150cc B&S 625 engine and maneuverability in paddocks, gullies, or on slopes.

This sickle bar mower is ideal for cutting grass between rows in vineyards and orchards. With its oscillating blade on height adjustable skids, it can easily cut undergrowth and

scrub on rough slopes where a regular mowers and tractors cannot operate. It can also be used for cutting hay and small block paddock topping.

- **B&S 625 engine**
- **150cc**
- **Forward & reverse**
- **102cm cutting width**
- **55kg**
- **Manufactured in Italy**
- **Self sharpening blades**

SCARIFIERS



LONCIN SC400 Scarifier

The SC400 scarifier is the ideal tool to aerate and regenerate grass in home gardens and lifestyle blocks.

With 5hp, a 40cm working width, and a variable working depth (ranging from 0-15mm), the SC400 enables you to get the job done faster. The SC400 has a pressed steel shell, ensuring rigidity and durability.

- **Loncin 182**
- **4.0kW / 5.3hp**
- **32 blades**
- **Catcher**
- **Folding handle**
- **149cc**
- **40cm working width**



PUBERT 518 Scarifier

The Pubert 518 scarifier is a professional-grade machine built for commercial use. This scarifier is the ideal tool to aerate and regenerate large areas, such as lawns, bowling greens, golf greens, and playing fields. Delivering 5.5hp, a 40cm working width, and a variable working depth (ranging from 0-22mm), the 518 enables you to get the job done faster.

Its pressed steel shell is made from a 3mm steel sheet to ensure stability, rigidity, and durability. The handlebar is completely foldable (without tools) to facilitate transport and storage. The rotor height adjustment is done on the handlebar. For your safety, there is a 'stop engine' lever.

- **Honda GP 160**
- **4.1kW / 5.5hp**
- **15 blades**
- **40L catcher bag**
- **Folding handle**
- **160cc**
- **40cm working width**



PUBERT 519 Scarifier

The OSCAR PRO 519 scarifier is suitable to professional users and demanding consumers, who are looking for robust machinery. This scarifier is made to aerate and regenerate your grass, especially for long distances. Its mechanically welded frame is made with heavy-duty thick steel, equipped by iron wheels on ball bearings designed for intensive and multiple use. The rotor has 28 foldable cutting blades and it's mounted in cast iron bearing with oilers. Lifting or grounding is done by an independent lever. The working depth is adjustable from 0 to 1.5 cm.

- **Honda GX160**
- **3.4kW / 4.5hp**
- **28 blades**
- **40L catcher bag**
- **Folding handle**
- **163cc**
- **50cm working width**

CHAINSAWS



MARUYAMA MCV3100TS Arborist Chainsaw

The MCV3100TS is a versatile, lightweight, and powerful top handle chainsaw from Maruyama.

It features a Maruyama patented e-Just chain tension adjustment system that uses a ratchet mechanism on the front handle for quick tightening. This chainsaw uses

a reverse start system for fast and easy starts. This is an ideal tool for arborists or jobs on the lifestyle block.

- **2-Stroke**
- **31cc**
- **1.04kW / 1.39hp**
- **3.1kg**
- **10" guide bar**
- **3/8" lp chain**



MARUYAMA MCV3501S Compact Chainsaw

The MCV3501S is a handy, lightweight, powerful chainsaw from Maruyama.

It features a Maruyama patented e-Just chain tensioning system that uses a ratchet mechanism on the front handle for quick tightening.

This chainsaw uses a reverse start system for fast and easy starts.

- **2-Stroke**
- **35cc**
- **1.27kW / 1.7hp**
- **4.2kg**
- **16" guide bar**
- **3/8" lp chain**



CUT-OFF SAWS

SOLO 49852 Water Tank

11L Pressurised Water Tank with hose/quick connector




SOLO 49211 Wheel Set & Handle

for Solo 49852



SOLO 2900108

Wheel Set for 881 Cut-off Saw



SOLO 880/12 Concrete Saw



These machines set new standards in ergonomic design, refined technical features and ease of maintenance. Wherever serious work performance is required for cutting jobs in materials such as concrete, steel, asphalt, castings or stone the Solo cut-off machines come to the fore.

- Solo 2-Stroke
- 81cc
- 4kW / 5.36hp
- Blade not included

SOLO 881/14 Concrete Saw


Wherever serious work performance is required for cutting jobs in materials such as concrete, steel, asphalt, castings, or stone, Solo cut-off machines are your tool for the job.

These machines set new standards in ergonomic design, refined technical features, and ease of maintenance.

The 881/14 is the world's first iLube® petrol concrete saw — you'll never have to worry about the fuel mixture again. iLube® stands for 'intelligent lubrication'. It is Solo's patented system for separate engine lubrication. These machines will run out about 15 tanks of fuel to one tank of 2T oil.



- Solo 2-Stroke
- 81cc
- 4kW / 5.36hp
- Blade not included



TEKPAC GP Concrete Blade 300mm / 12"

Laser welded general purpose 300mm/12" diamond blade.



TEKPAC GP Concrete Blade 350mm / 14"

Laser welded general purpose 350mm/14" diamond blade.



TEKPAC GP Concrete Blade 400mm / 16"

Laser welded general purpose 400mm/16" diamond blade.



TEKPAC GP Concrete Blade 500mm / 20"

Laser welded general purpose 500mm/20" diamond blade.



TEKPAC GP Asphalt Blade 350mm / 14"

Laser welded asphalt 350mm/14" diamond blade.



TEKPAC GP Asphalt Blade 400mm / 16"

Laser welded asphalt 400mm/16" diamond blade.



Steel Blade 300mm / 12"



Solo Steel Blade 350mm / 14"



Solo Stone Blade 300mm / 12"




Solo Stone Blade 350mm / 14"



Stone Blade 400mm / 16"




HIGH PRESSURE WASHERS / WATER PUMPS



SOLO P25 Clean Water Pump

The Solo P25 is an ideal pump for milk transfer and for filling water tanks. It features lightweight aluminium alloy pump components. This clean water pump has high-quality ceramic mechanical seals and low engine oil protection.

- 4-Stroke
- 97cc
- 1.2kW / 1.6hp
- 25mm discharge port
- 25mm suction port
- 36m max. head
- 13kg
- 185L/min



SOLO P50 Clean Water Pump

The P50 clean water pump features lightweight aluminium alloy pump components.

It has high-quality ceramic mechanical seals, and low engine oil protection.

- 4-Stroke
- 196cc
- 4.1kW / 5.5hp
- 50mm discharge port
- 50mm suction port
- 30m max. head
- 26kg
- 500L/min



SOLO P80 Clean Water Pump

The P80 clean water pump features lightweight aluminium alloy pump components.

It has high-quality ceramic mechanical seals, and low engine oil protection.

- 4-Stroke
- 196cc
- 4.1kW / 5.5hp
- 80mm discharge port
- 80mm suction port
- 35m max. head
- 28kg
- 1000L/min



SOLO P40HLFP High Lift Fire Pump

The Solo P40HLFP is a compact, highly practical high-lift fire pump. It is suitable for domestic and light industrial use.

The mechanical seal is ceramic for longer durability and airtight security. A strong metal frame surrounds the pump and engine for protection, stability, and support.

The engine is protected by low oil alert/protection. The double-impeller in this pump is made from lightweight, super-strong aluminium alloy.

- **4-Stroke**
- **196cc**
- **4.1kW / 5.5hp**
- **40mm discharge port**
- **40mm suction port**
- **60m max. head**
- **420L/min**



SOLO P50HLFP High Lift Pump

The Solo P50HLFP high pump is a sturdily-constructed and hard-wearing unit, with a powerful and smooth running petrol engine at its heart.

The double-impeller in this pump is made from lightweight, super-strong aluminium alloy, as is the main body of the pump, ensuring hour after hour of service.

- **4-Stroke**
- **196cc**
- **4.1kW / 5.5hp**
- **50mm discharge port**
- **50mm suction port**
- **60 max. head**
- **500L/min**



SOLO P50/100 100M High Lift Pump

This high lift pump features high-quality ceramic mechanical seals, efficient impeller for longevity and superior flow. With a cast iron pump casing, this pump is designed for higher pressures.

- **4-Stroke**
- **420cc**
- **9kW / 15hp**
- **50mm discharge port**
- **50mm suction port**
- **100m max. head**
- **63kg**
- **500L/min**



SOLO P80T Semi Trash Pump

The Solo P80T semi trash pump features high quality ceramic mechanical seals, and a lightweight aluminium alloy pump.

- **4-Stroke**
- **196cc**
- **4.1kW / 5.5hp**
- **80mm discharge port**
- **80mm suction port**
- **30m max. head**
- **39kg**
- **750L/min**

GENERATORS

SOLO G2300i Inverter Generator 2.3kW

A great lightweight inverter generator, ideal for camping and motorhomes. It features modern digital technology and has an intelligent closed-loop engine speed control system which reduces fuel usage by up to 25%.

- 4-Stroke
- 4L fuel tank
- 79cc 2.2kW / 3hp engine
- 2.3kW continuous output
- 1.8kW / 2.25kVA max output
- 60dB(A)
- 6.3hr run time



SOLO G3300i Inverter Generator 3.3kW

Suitable for camping, motorhomes, boats, and for powering all those sensitive electronics, the G3000i has an intelligent closed loop engine speed control system which reduces fuel usage by up to 25%.

- 4-Stroke
- 149cc 3.2kW / 4.5hp engine
- 2.5kW continuous output
- 3.3kW max output
- 60dB(A)
- 7hr run time

SOLO G3500i Inverter Generator 3.5kW

A powerful lightweight inverter generator. Produces 3kW/3.75kVA continuous power and features digital technology. It has an intelligent closed loop engine speed control system which reduces fuel usage, ensuring the 9L fuel tank gives you up to 7hr run time. Suited for camping, motorhomes, boating, and powering all your sensitive electronics.

- 4-Stroke
- 212cc 4.4kW / 6hp engine
- 3kW continuous output
- 3.5kW max output
- 8hr run time





SOLO G4500i Inverter Generator 4.5kW

Solo's newest inverter generator is your go-to for commercial and industrial use, and as a home backup system. Packed with the latest digital technology, it's able to self-adjust its engine speed against different loads, providing safer and purer power.

- 4-Stroke
- 212cc 4.4kW / 6hp engine
- 3.5kW continuous output
- 4.5kW max output
- 65dB(A)
- 8hr run time

SOLO G7500i Inverter Generator

A great inverter generator. It features modern digital technology and an intelligent closed-loop engine speed control system which reduces fuel usage by up to 25%. Electric start. 2x 15amp and 1x 32amp outlets. Can be controlled by a downloadable app.

- 4-Stroke
- 420cc 9kW / 12hp engine
- 6.5kW / 8.13kVA continuous output
- 7kW / 8.75kVA max output
- 7.5kW / 9.38kVA starting
- 11hr run time



SOLO G9000i Inverter Generator 9kW

If you're after the big guns for those big industrial projects or home backup, this is the generator you're after. Not only has it been designed for optimum performance, ease of use and safety, it's been designed with an enclosed body structure to work almost silently.

- 4-Stroke
- 420cc 10kW / 13.5hp engine
- 7kW continuous output
- 9kW max output
- 65dB(A)
- 10hr run time





SOLO G2500 Genset 2.5kW

Powered by a commercial-grade single-cylinder OHV engine with forced air cooling and ultra-low vibrations, this generator is ideal for use on building sites, leisure or trade shows, or other commercial or trade applications.

- 4-Stroke
- 196cc 4.1kW / 5.5hp engine
- 2kW / 2.5kVA continuous output
- 2.2kW / 2.7kVA max output
- 15hr run time



SOLO G3500 Genset 3.5kW

This commercial-grade genset features a single-cylinder OHV engine with forced air cooling and ultra-low vibrations, meaning less noise. This generator is protected by automatic voltage regulation (AVR), a circuit breaker and a low oil cut-out.

- 4-Stroke
- 212cc 4.4kW / 6hp engine
- 2.8kW / 3.5kVA continuous output
- 3.1kW / 3.88kVA max output
- 15hr run time



SOLO G6500 Genset 6.5kW

This petrol generator with AVR is ideal for use on building sites, leisure or trade show sites, or other commercial or trade applications. Powered by a commercial-grade, single-cylinder OHV engine with forced air cooling and ultra-low vibrations.

- 4-Stroke
- 389cc 8.2kW / 11hp engine
- 5kW / 6.25kVA continuous output
- 5.5kW / 6.88kVA max output
- 76dB(A)
- 9hr run time



SOLO G8000 Genset 8kW

This heavy-duty generator with AVR has been designed for industrial applications and home backup use. It is powered by a high-quality, commercial-grade engine, is force air-cooled, and emits low vibrations. An integrated oil cut-out system protects the engine when the oil level is low.

- 4-Stroke
- 420cc 9kW / 12hp engine
- 6.5kW / 8.13kVA continuous output
- 7kW / 8.75kVA max output
- 76dB(A)
- 8hr run time



Heavy-duty, powerful, and compact

Diesel engines by Loncin are heavy-duty, and built with a single cylinder and horizontal shaft. They achieve approx. 25% more power than similar engines under the same load conditions, and with lower oil consumption.

Loncin engines are compact thanks to their superior design of the silencer, starter, air filter, and fuel tank components.

It's easy to see why Loncin engines are an attractive choice for power equipment requiring a diesel engine.



LONCIN LC178FD Diesel Engine 1" Horizontal shaft

- Diesel 4-Stroke
- 349cc
- 4.85kW / 6.5hp
- 15.5Nm/2400rpm
- Electric start



LONCIN LC186FD Diesel Engine 1" Horizontal shaft

- Diesel 4-Stroke
- 441cc
- 6.71kW / 6.5hp
- 22Nm/2400rpm
- Electric start

LONCIN ENGINES – PETROL

New technology in petrol engines delivering reliability and power

Petrol engines by Loncin leverage new technology to deliver power and reliability. Their superior combustion chamber design with inclined valves, revised carburetor, and new cylinder head porting generates power with significantly-reduced exhaust emissions. They are EPA 3 & EU 2 & V emissions compliant.

The overhead valve (OHV) design, lowers the operating temperature, making them a really reliable alternative to more expensive brands.



LONCIN G200F Engine

- 4-Stroke OHV single
- 196cc
- 4.1kW / 5.5hp
- 12.4Nm / 2500rpm
- 19mm horizontal shaft



LONCIN LC165F-1H Engine

- 4-Stroke OHV single
- 166cc
- 2.98kW / 4hp
- 10.8Nm / 2500rpm
- 20mm horizontal shaft



LONCIN G300FA Engine

- 4-Stroke OHV single
- 302cc
- 6.71kW / 9hp
- 20.3Nm / 2500rpm
- 1" horizontal shaft



LONCIN LC168F-2H Engine

- 4-Stroke OHV single
- 196cc
- 4.1kW / 5.5hp
- 12.4Nm / 2500rpm
- 1" horizontal shaft



LONCIN G420FA Engine

- 4-Stroke OHV single
- 420cc
- 9.32kW / 12.5hp
- 26.5Nm / 2500rpm
- 1" horizontal shaft



**LONCIN
LC1P70FA
Engine**

- 4-Stroke OHV single
- 196cc
- 3.37kW / 5hp
- 10.5Nm / 2500rpm
- 22.2mm vertical shaft



ZTR MOWERS

High quality ZTR mowers with heavy duty components.

Encore build high-quality mowers with heavy duty components, complimented by details that make routine maintenance much easier on machines! They believe when you see their mowers, you'll see what makes them so special.



ENCORE Arrow 42", 46", 50" and 60"

The Encore Arrow is one of the very best value zero turn mowers around. Features a fully fabricated steel deck with front reinforcement, premium Loncin ELS Series V-Twin 22Hp/24Hp engine and silky smooth Hydro-Gear transmissions.

Standard Features

- Long life, maintenance-free spindles
- Side discharge or mulching capabilities
- Easy-to-operate controls
- Zero turning radius trimming ability
- Wide track rear wheelbase



ENCORE Rage 32", 36", 48" and 52"

The Rage stand-on machine combines the flexibility and safety of a walk-behind mower with the speed and precision of a sit-down rider. The ergonomically designed, contoured operator pad and easy flip-up, shock absorbing platform are examples of the focus given to operator comfort. The Rage will give you a professional cut without having to pay the professional price.

Standard Features

- 32", 36", 48" and 52" floating deck
- Walk or ride
- Powered by 18Hp/24Hp Kawasaki engine
- Parker HTJ tranaxles in 48"
- Fold up operator platform to convert to walk-behind and easy storage
- Height adjustment knob for a precise cut



ENCORE Edge 48" and 52"

Technologically-advanced, versatile and built to last, the Encore Edge ensures a superior cut even in the most challenging conditions. A perfect combination of muscle and efficiency, the Edge will leave your lawn a cut above the rest.

Standard Features

- 3200 Hydro-Gear transmissions
- R.O.P.S. standard
- Triple layer spindle support
- Discharge or mulch
- Loncin 24Hp Engine



ENCORE Fuzion 34" and 42"

The Fuzion blends the tough durability and professional quality of a commercial mower with the affordability of a homeowner's machine. But the Fuzion is not your typical residential lawn mower. With its welded frame, fabricated deck, and 10-year deck warranty, it gives you value that will last.

Standard Features

- Long life, maintenance-free spindles
- Side discharge, or mulching capabilities
- Easy-to-operate controls
- Zero turning radius trimming ability
- Wide track rear wheels
- Kawasaki 18Hp Engine

CONCRETE FLOOR SAW



Designed and engineered for power

TEKpac specialises in research, development, and manufacture of light construction machinery. TEKpac is a supplier of branded plate and reversible plate compactors, tamping rammers, power floats, submersible pumps, and concrete vibrators.

TEKpac concrete floor saws are the ultimate multi-purpose cutting machines, designed to tackle the most demanding jobs. Built for maneuverability and reliability, they cut through concrete, asphalt, and sidewalks.



TEKPAC TMF14 Concrete Floor Saw

- Honda GX160
- 163cc
- 4.0kW / 5.5hp
- 96kg
- 90mm max cutting depth
- 12-14" blade



TEKPAC TMF16 Concrete Floor Saw

- Honda GX390
- 389cc
- 9.6kW / 13.0hp
- 140kg
- 140mm max cutting depth
- 12-16" blade



TEKPAC TMF20/220 Concrete Floor Saw

- Honda GX390
- 389cc
- 9.6kW / 13.0hp
- 145kg
- 200mm max cutting depth
- 14-20" blade

TAMPING RAMMERS

Tekpac Tamping Rammers are robust and fit for the job


Tekpac's powered tamping rammers are robust and reliable. Their slim upright design, balance, and ease of operation is ideal for trenches and other confined areas where a normal plate compactor is difficult to maneuver.

The anti-vibration dampers provide the operator with more comfort for longer on the job.



TEKPAC TSG60H Tamping Rammer

- Honda GX100
- 98cc
- 2.2kW / 3.0hp
- 13" x 9" shoe size
- 60kg
- 40-85mm jumping stroke
- 650-695 blows/min
- 11kN impact force



TEKPAC TMR68H Tamping Rammer

- Honda GX100
- 98cc
- 2.2kW / 3.0hp
- 13.4" x 11" shoe size
- 68kg
- 40-85mm jumping stroke
- 650-695 blows/min
- 13kN impact force




TEKPAC TMR75R Tamping Rammer

- Subaru / Robin EH12
- 121cc
- 2.9kW / 4.0hp
- 13.4" x 11" shoe size
- 75kg
- 40-85mm jumping stroke
- 640-680 blows/min
- 14kN impact force



PLATE COMPACTORS



TEKPAC TMS50 Plate Compactor

- Loncin G Engine
- 196cc
- 1.8kW / 2.5hp
- 54kg
- 8.3kN
- 5900vpm
- 17" x 12" steel plate



TEKPAC TMS60 Plate Compactor

- Honda GX160
- 163cc
- 4.0kW / 5.5hp
- 61kg
- 10.5kN
- 5800vpm
- 17" x 12" steel plate



TEKPAC TMS65 Plate Compactor

- Honda GX160
- 163cc
- 4.0kW / 5.5hp
- 65kg
- 10.5kN
- 5800vpm
- 19" x 13" cast plate



TEKPAC TMS80 Plate Compactor

- Honda GX160
- 163cc
- 4.0kW / 5.5hp
- 78kg
- 13kN
- 5600vpm
- 22" x 17" steel plate





TEKPAC TTP85 Plate Compactor

- Honda GX160
- 163cc
- 4.0kW / 5.5hp
- 85kg
- 22" x 16" cast plate
- 12kN
- 5400vpm



TEKPAC TMS90D Plate Compactor

- Honda GX160
- 163cc
- 4.0kW / 5.5hp
- 83kg
- 21" x 20" cast plate
- 13kN
- 5500vpm



TEKPAC TMS100 Plate Compactor

- Honda GX160
- 163cc
- 4.0kW / 5.5hp
- 93kg
- 18" x 24" steel plate
- 19.8kN
- 7000vpm



TEKPAC TTP120 Plate Compactor

- Honda GX160
- 163cc
- 4.0kW / 5.5hp
- 120kg
- 22" x 20" cast plate
- 21kN
- 5400vpm
- Water tank not included



REVERSIBLE PLATE COMPACTORS



TEKPAC TMS125
Reversible Plate Compactor

- Honda GX160
- 163cc
- 4.0kW / 5.5hp
- 126kg
- 25" x 16" steel plate
- 25kN



TEKPAC TMS270
Reversible Plate Compactor

- Honda GX270
- 270cc
- 6.6kW / 9.0hp
- 270kg
- 35" x 26" steel plate
- 36kN



TEKPAC TMS160
Reversible Plate Compactor

- Honda GX160
- 163cc
- 4.0kW / 5.5hp
- 149kg
- 29" x 20" steel plate
- 30.5kN



TEKPAC TMS330
Reversible Plate Compactor

- Honda GX270
- 270cc
- 6.6kW / 9.0hp
- 321kg
- 35" x 26" steel plate
- 25kN

DOUBLE DRUM ROLLER



TEKPAC TTP5020 Hydraulic Reversible Plate Compactor

- Honda GX160
- 163cc
- 4.1kW / 5.5hp
- 135kg
- 26" x 16" cast plate
- 20kN
- 5400vpm
- 22m/min travel



TEKPAC TTP5030 Hydraulic Reversible Plate Compactor

- Honda GX270
- 270cc
- 6.6kW / 9.0hp
- 165kg
- 27" x 20" cast plate
- 30kN
- 5400vpm
- 20m/min travel




TEKPAC TTDR65 Double Drum Vibrating Hydraulic Roller

The Tekpac TTDR65 walk-behind vibrating double drum roller is your best choice for heavy-duty applications. It provides better traction and compaction.


The Honda GX390 engine will give years of reliability. With its 65L water tank, 3300vpm, 21kN centrifugal force and travel speed of up to 3.6km/h, it stacks up favourably

against the opposition. This unit is ideal for car parks, paving preparation, roading and general contracting.

- Honda GX390
- 65L water tank
- 3.6km/hr
- 21kN
- 3300vpm



SURFACE FINISHING SCREED



TCV45 Concrete Vibrator

- Honda GX35 engine
- 35cc
- 1.0kW / 1.34hp
- 45mm probe width
- 375mm probe length
- 2140mm total machine length
- 11.5kg



TEKPAC TMCD Surface Finishing Screed

This vibrating screed makes working with large wet concrete pours a breeze. The good ergonomic position will save your back and knees, and the Honda GX3J engine will allowed you to achieve a more professional finish in a shorter time. The blades available in a variety of widths.

TMCB-4

TEKPAC 1.2m / 4ft
blade for TMCD screed



TMCB-6

TEKPAC 1.8m / 6ft
blade for TMCD screed



TMCB-8

TEKPAC 2.4m / 8ft
blade for TMCD screed



TMCB-10

TEKPAC 3.0m / 10ft
blade for TMCD screed



TMCB-12

TEKPAC 3.7m / 12ft
blade for TMCD screed



TMCB-14

TEKPAC 4.3m / 14ft
blade for TMCD screed






TEKPAC TMT24 Power Float

Supplied with combination blades, the TEKPAC TMT24 can be used for floating or finishing. The blade pitch is adjusted via a screw control (up to 15 degrees).

This machine has a rotating guard to reduce damage to walls and it enables the operator to finish within

millimetres of obstructions. The high-capacity, sealed gearbox delivers big machine performance in a small package.

- **Loncin G200 or Honda GX160 engine**
- **196cc**
- **4.8kW / 6.5hp**
- **63kg**
- **61cm rotor diameter**



TEKPAC TMT36 Power Float

The TMT36 Power Float is a robust piece of equipment known for its ease of use and reliability. It is powered by a genuine Honda GX160 engine for consistent easy starting and long life.

- **Honda GX160 engine**
- **163cc**
- **4.0kW / 5.5hp**
- **90kg**
- **91cm rotor diameter**



TEKPAC TMT46 Power Float

The TMT46 Power Float is a quality piece of equipment renowned for its ease of use. It is powered by a genuine Honda GX270 engine for consistent easy starting and all-round reliability.

- **Honda G270 engine**
- **270cc**
- **6.6kW / 9.0hp**
- **132kg**
- **117cm rotor diameter**

DRIVE UNIT, SUBMERSIBLE PUMPS & POKERS



TEKPAC Submersible Pump Drive Unit

This Tekpac drive unit with robust frame is powered by an ultra-reliable Honda GX160 engine.

- **Honda GX160 Engine**
- **160cc**
- **4.0kW / 5.5hp**
- **22kg**

Tekpac vibratiokn pokers and submersible pumps are available separately.



KATO Flexidrive Submersible Pump 75mm x 7m

Flexidrive submersible pump for TMVDS drive unit 75mm x 7m.

A compact, reliable unit - robust cast aluminium housing with Dynapac coupling and industrial drive shaft.

TEKPAC Vibration Poker 38x6m

Vibration poker with Dynapac coupling for TMVDS drive unit.



TEKPAC Vibration Poker 45x6m

Vibration poker with Dynapac coupling for TMVDS drive unit.



TEKPAC Vibration Poker 60x6m

Vibration poker with Dynapac coupling for TMVDS drive unit.



Tekpac Concrete Mixers are robust and perfect for any construction job.

The robust steel construction and powder coated drum is durable and strong, enabling it to handle all the tasks you throw at it.



TEKPAC TMX15 Concrete Mixer – Electric

- .42kW / .57hp
- 90L batch output
- 125L drum volume
- 66kg



TEKPAC TMX60 Concrete Mixer

The TEKPAC TMX60 concrete mixer is perfect for contracting use where you need a reliable machine.

- **Robin EY20D engine**
- **3.75kW / 5.0hp**
- **170L batch output**
- **260L drum volume**
- **347kg**



TEKPAC TMX90 Concrete Mixer

This TEKPAC concrete mixer is perfect for heavy contracting use where you need a reliable machine with large capacity.

- **Robin EY20D engine**
- **3.75kW / 5.0hp**
- **260L batch output**
- **350L drum volume**
- **373kg**

OILS & CLEANERS



SOLO 0083104
Two-Stroke Oil 1L



SOLO 0083107
Solo Chain Oil 1L



SOLO 0083113
SAE30 Engine Oil 1L



SOLO 0083116
Universal Cleaner 500ml
for chainsaws, brushcutters, and trimmers.



SOLO 2700278
Solo Fuel Mixing Container 1L

Looking for something else?
Contact our team of experts:

ph +64 (7) 847 3562
e orders@solonz.co.nz
web solonz.co.nz





solo[®]

Since 1948, Solo[®] has been recognised as one of the world's top suppliers of innovative, quality outdoor equipment and parts for both professional and home users worldwide.

Whether you're a weekend warrior or a professional, you will find the right product to suit your needs.

The Solo[®] range makes outdoor work quicker, easier and cleaner.

These are serious tools for serious work.



Address

SOLO NZ LTD
19 Glennis Place
Frankton
Hamilton 3242

Phone

+64 (7) 847 3562

Email

orders@solonz.co.nz

Post

PO BOX 5395, Hamilton 3242

Website

solonz.co.nz