

solo[®]

BETTER. THE BEST. SINCE 1948.
German quality sprayers and cut-off machines



Cut-off Machines and Accessories

Technology driven by Innovation

Inspired details:

The quality of a work tool becomes apparent with daily hard use under arduous and gruelling conditions. For that reason, SOLO aimed for uncomplicated operation of the machines with outstanding ergonomic handling and robust design. SOLO Cut-off machines are equipped with features that are innovative and exceptional.

Patented world's first iLube®- Never again worry about the fuel mixture

iLube® stands for "intelligent lubrication". It is our patented system for separate engine lubrication. An electronically controlled pump adds the correct quantity of 2-stroke oil, metered to suit the engine speed, to the fuel from a separate oil tank with a volume capacity of 0.32 litres.

Advantages, specific to SOLO Cut-off machines - thanks to iLube®

iLube® prevents expensive damage

There is no need to pre-mix fuel and oil. This excludes any risk of incorrect fuelling— a main cause for expensive engine damage. Amazingly, the full contents of the separate oil tank are sufficient for up to 20 fuel tank fillings.


When there is insufficient oil in the tank, the engine automatically switches to a fault mode that reduces the engine speed to just above idling. This will also prompt a change in the engine sound compared with normal operation. This is the signal to replenish the oil tank.

iLube® saves money

Instead of having to use expensive, pre-mixed two-stroke fuel, you simply use standard fuel.

iLube® makes it less complicated:

Simply fill oil and fuel in the separate tanks and away you go. It lets you concentrate on the work ahead while the intelligent separate engine lubrication system from SOLO will take care of fuel mix matters.



iLube®
intelligent LUBRICATION







Starting has never been easier¹

The electronic ignition system controls the carburettor and automatically selects the optimum adjustment – already from the start and without a choke. The primer provides the carburettor with fresh fuel and the built-in decompression valve allows soft starting. Stopping? A push on the button is all that is required. The OnePush-Stop-System shuts down the engine and immediately prepares it for renewed operation without further adjustments.

¹(for models 880 and 881)




An air filter that almost cleans itself

The effective multi-stage air filter system with patented twin-pipe-interceptor constantly blows dust away from the machine. At the same time air is being blown out from the two suction pipes. This ensures that only pre-filtered air will reach the paper segments of the main filter. Turning an external rocker wheel will cause vibrations that shake larger impurities from the air filter.

Ergonomic advantages save strength while working

Optimum weight distribution is the decisive factor for handheld machinery. SOLO Cut-off Machines are unique in this power range with their compact design, optimum handle symmetry and the use of light but robust materials. The cutting wheel protection cover made from magnesium, the 5-point anti-vibration system and the rubber covered handles are three examples of the many inspired details that also include the solid cutting arm for use with inside/outside cuts.



Componentry with built-in low wear factory

The cutting wheel is driven by a low wear ribbed V-belt that is easily re-adjusted with a semi-automatic tensioning system. A special quality starter rope lasts 10 times longer than standard ropes. The SOLO high performance power plant features a Nikasil®-coated cylinder and Mahle® 2-ring piston for maximum service life expectancy.

Powerful models for genuine hard work

SOLO Cut-off machines effortlessly cut their way through concrete, steel, asphalt, cast iron or stone.

They also set a new benchmark because ergonomic features, technical details and the ease of maintenance are quite unique in this engine class. All models are designed for the use of cutting wheel diameters of 12" / 300 mm or 14" / 350 mm. The 881-series is additionally equipped with the innovative separate lubrication system iLube®.

At the core of all SOLO Cut-off machines is the modern 81 cm³ high performance two-stroke power plant, developed and manufactured by SOLO in Sindelfingen, Germany. The power rating of 4 kW is more than sufficient to cut the hardest materials. Amazingly, these engines produce very low emission despite their high performance output.



Model features of SOLO Cut-off machines

Model	881-12	881-14	880-12	880-14	879-12	879-14
iLube®	•	•	-	-	-	-
Oil tank, litres	0,32	0,32	-	-	-	-
Carburettor with primer	•	•	•	•	-	-
Automatic choke	•	•	•	•	-	-
Air filter with rocker wheel	•	•	•	•	-	-
Cutting wheels – Ø "/mm	12/300	14/350	12/300	14/350	12/300	14/350
Cutting depth max. mm	100	125	100	125	100	125
Measurements (L/W/H) mm	750/267/430	775/267/430	750/267/430	775/267/430	750/267/430	775/267/430
Weight ¹ kg	10,4	10,5	10,1	10,2	10,1	10,2

¹ no fuel and no cutting wheel

Common model features of SOLO Cut-off machines

Engine	SOLO 2-stroke, 4-port scavenging
Engine capacity cm ³	81 cm ³
Performance (kW/HP)	4.0 / 5.45 (at 9300 1/min)
Digital electronic ignition	•
Fuel tank capacity, litres	0,9
Tank lid with over tightening prevention	•
Decompression valve	•
Twin-pipe air filter	•
Water connection set	•
Spindle diameter/shaft ² Ø mm	20
Sound pressure level ³ dB(A)	98
Sound power level ³ dB(A)	108
Weighted effective acceleration ⁴	4,5 / 6,0
Rear handle / front handle m/s ²	

²Spindle adaptor supplied for use with 25.4 mm (1") wheel centre

³Insecurity K purs. to EC directive 2006/42/EC: 2.5 dB(A)

⁴Insecurity K purs. to EC directive 2006/42/EC: 2 m/s²





Adjustable, magnesium wheel protection cover

Decompression valve



iLube 881
intelligent lubrication

OnePush-Stop- and safety switch for maintenance checks

Manual fuel primer pump


Rubber covered with ergonomically located operating controls

Effective, multi-stage air filtering system

3 rubberized base points

Tank lid with over tightening prevention

Oil tank for model 881



Accessories

Equipped for all tasks:

Stone or metal, correct accessories convert SOLO Cut-off machines into universal work tools. Cutting wheels for various materials, wheel set or water pressure container... Your SOLO specialist dealer will gladly provide further advice.



Water pressure container

Fill capacity 11 litres
For the mobile supply of water for the wet cut and the prevention of dust development on building sites.

Easy to handle: with wheels for comfortable transport. Supplied with 3.5m of hose to connect to cut-off machine.

Part no. 80 00 150



Robust, ball bearing supported **wheel set** to easily and precisely guide cut-off machine on level ground.

Part no. 29 00 108

SOLO[®]

BETTER. THE BEST. SINCE 1948.

German quality sprayers and cut-off machines

SOLO Kleinmotoren GmbH
Postfach 60 01 52
71050 Sindelfingen
Telefon 0 70 31 / 301 - 0
Fax 0 70 31 / 301 - 130
www.solo-germany.com
E-mail: info@solo-germany.com

To discuss your specific requirements, please contact:

Subject to changes in design and production.



9 881 201 2 8/2014