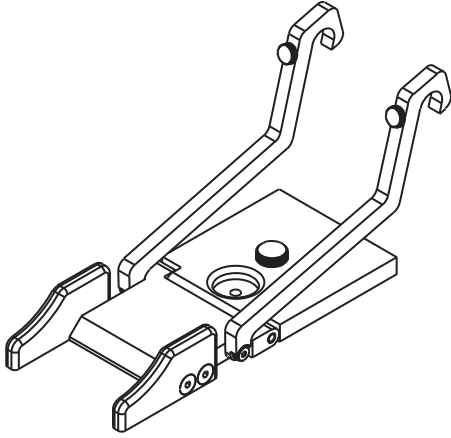


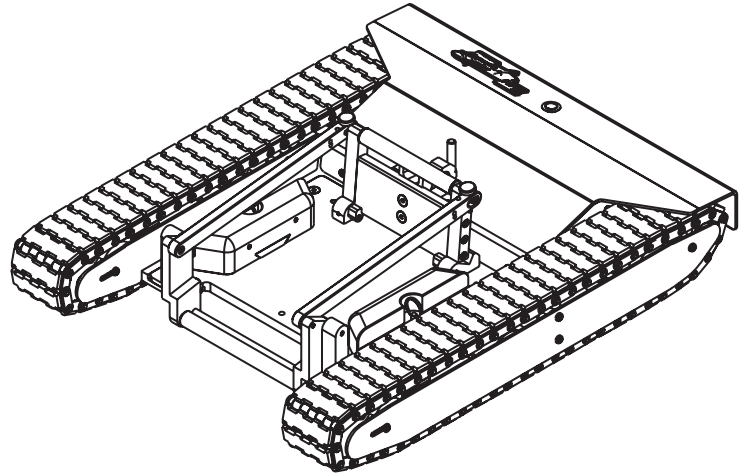


- 1. Components**
- 2. Installation Guide**
- 3. Operation**
- 4. Warranty**

1. Components



Small Tire Cradle



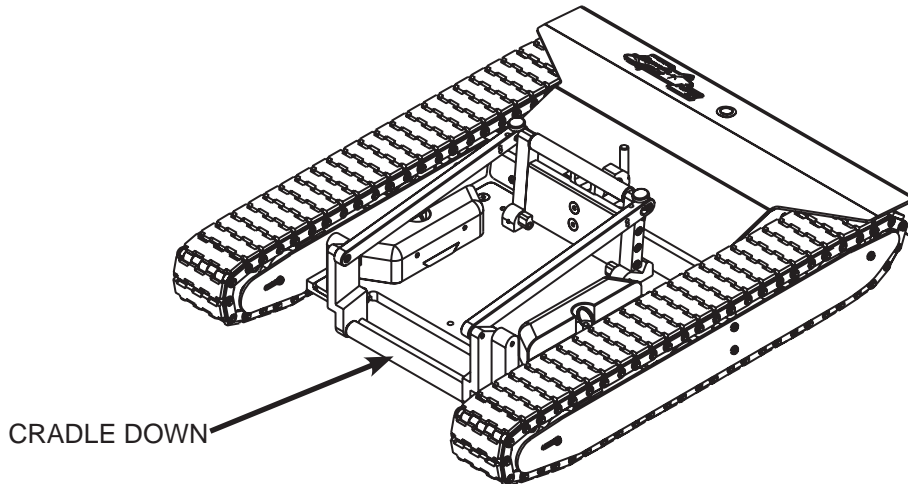
T-Mini Tug w/5X5 Cradle

Description

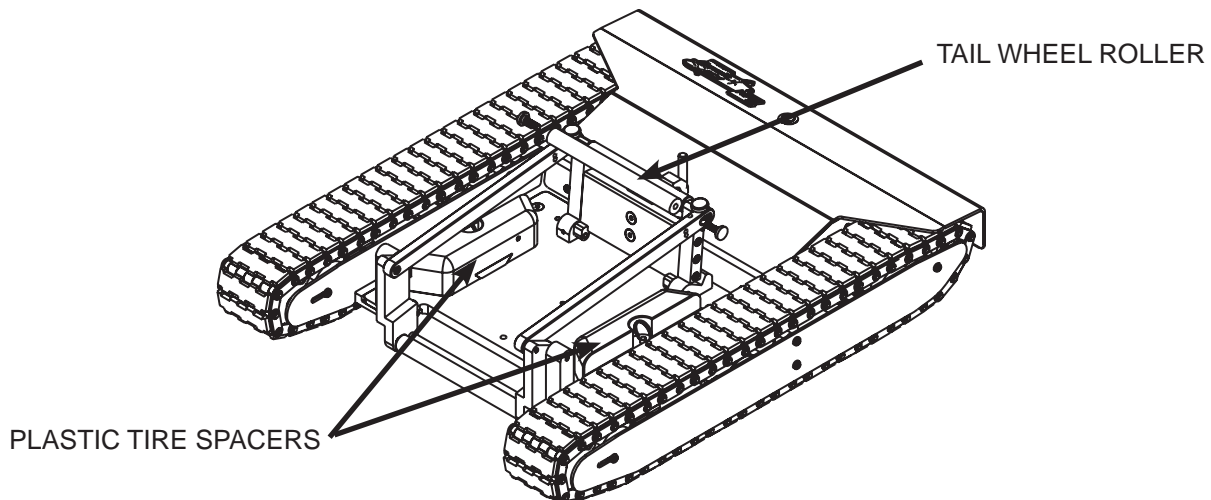
The Small Tire Cradle is a option for the T-Mini tug with the standard 5x5 cradle. It is needed for tail wheel tires 6" diameter or smaller. It installs directly on the 5x5 cradle without the need for tools or drilling holes. It can be installed in less than a minute and removed even faster.

2. Installation Guide

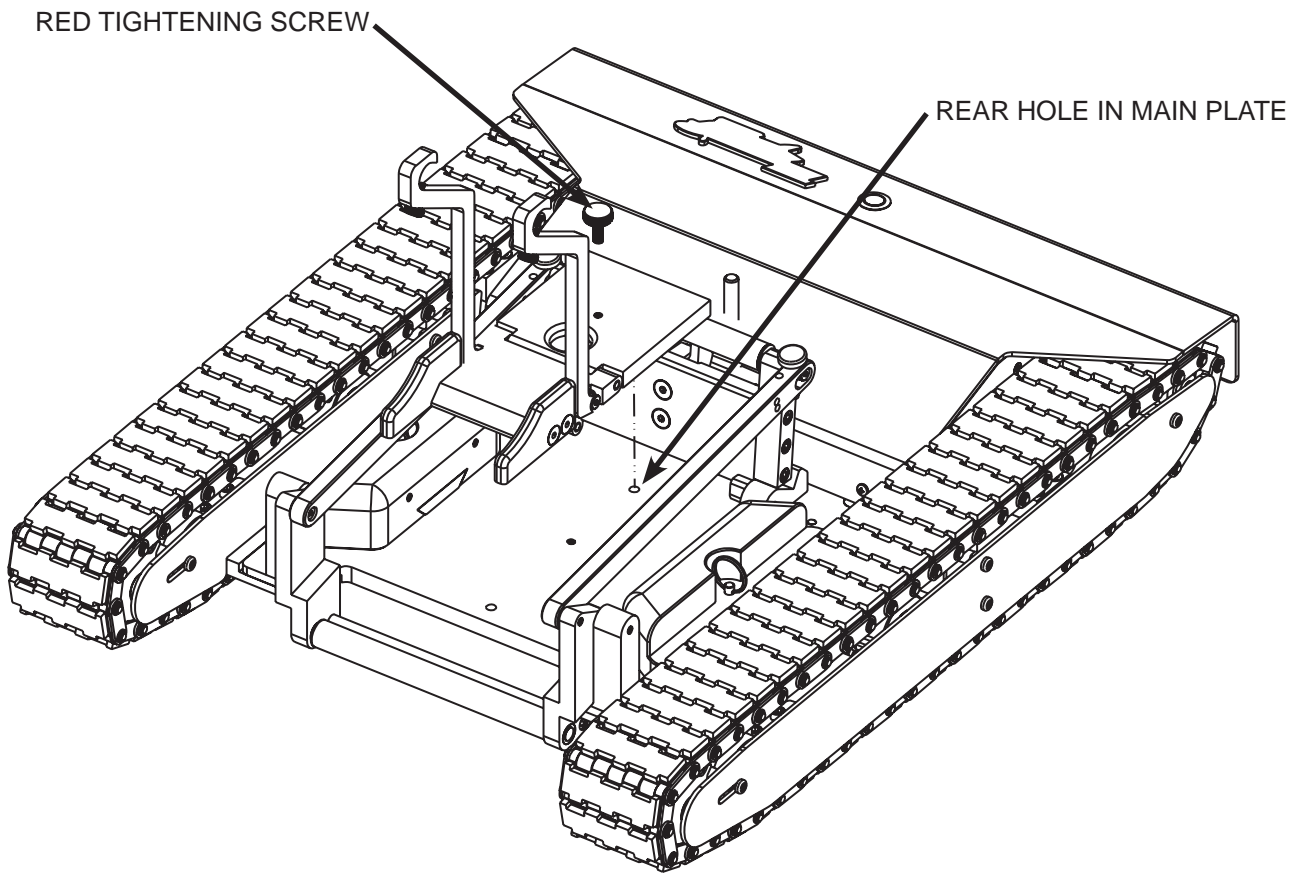
1. Turn off the power on the tug and the radio transmitter before doing any modifications to the tug.
2. Put the tug cradle in the down position by releasing the latch as shown below.



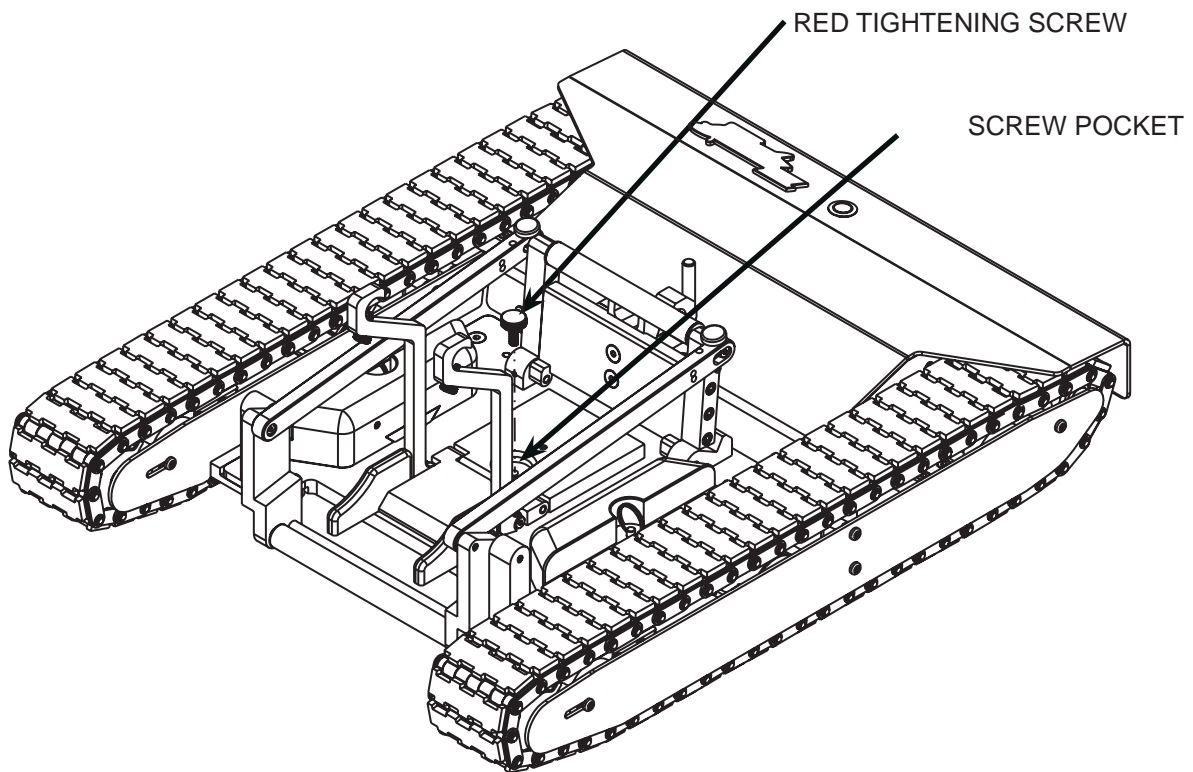
3. Remove the extra tail wheel roller if it is installed on the cradle. Also move the plastic tire spacers to the furthest outward position.



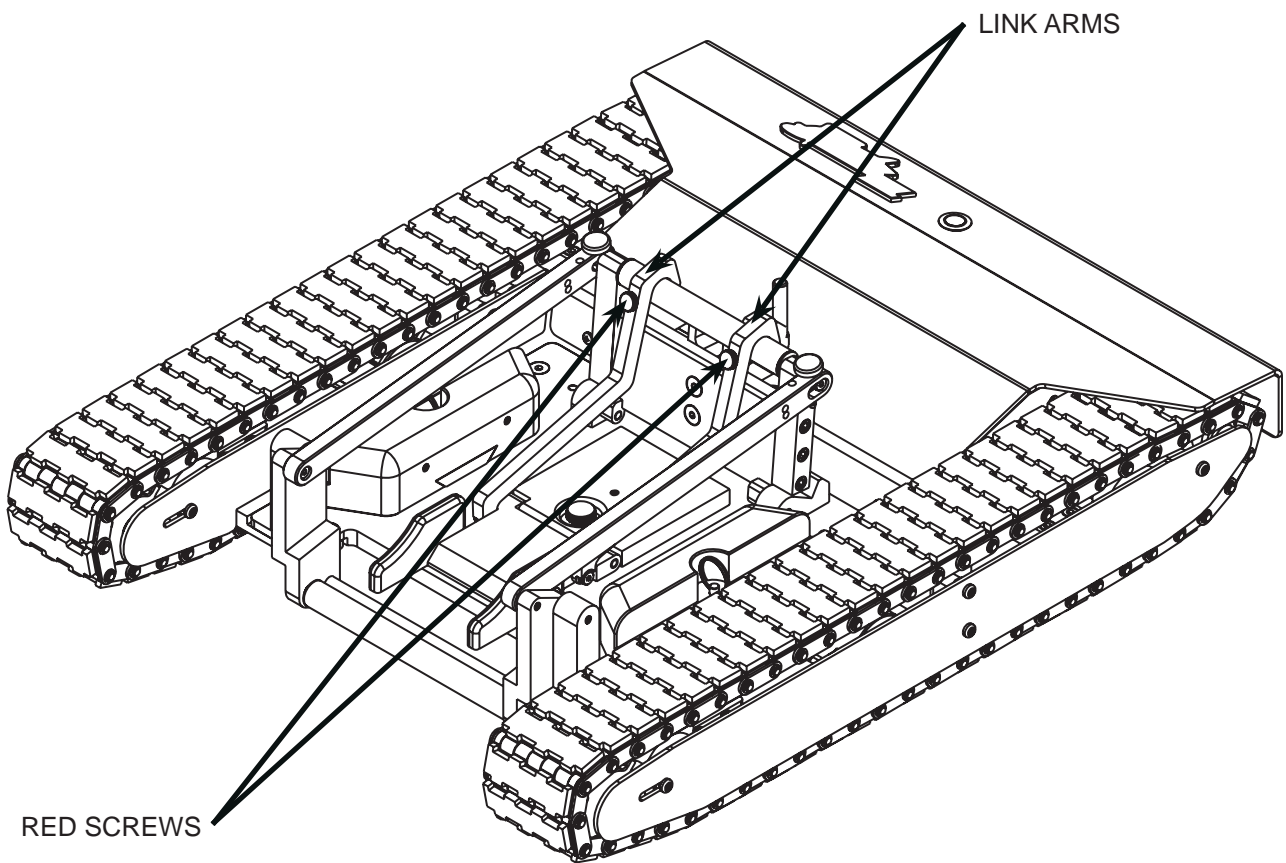
5. Place the small tire cradle on the tug main plate Aligning the pin on the bottom to the rear hole on the main plate. Also remove the red tightening screw from the small tire cradle.



6. Insert the red tightening screw in the pocket and screw it down all the way by hand.



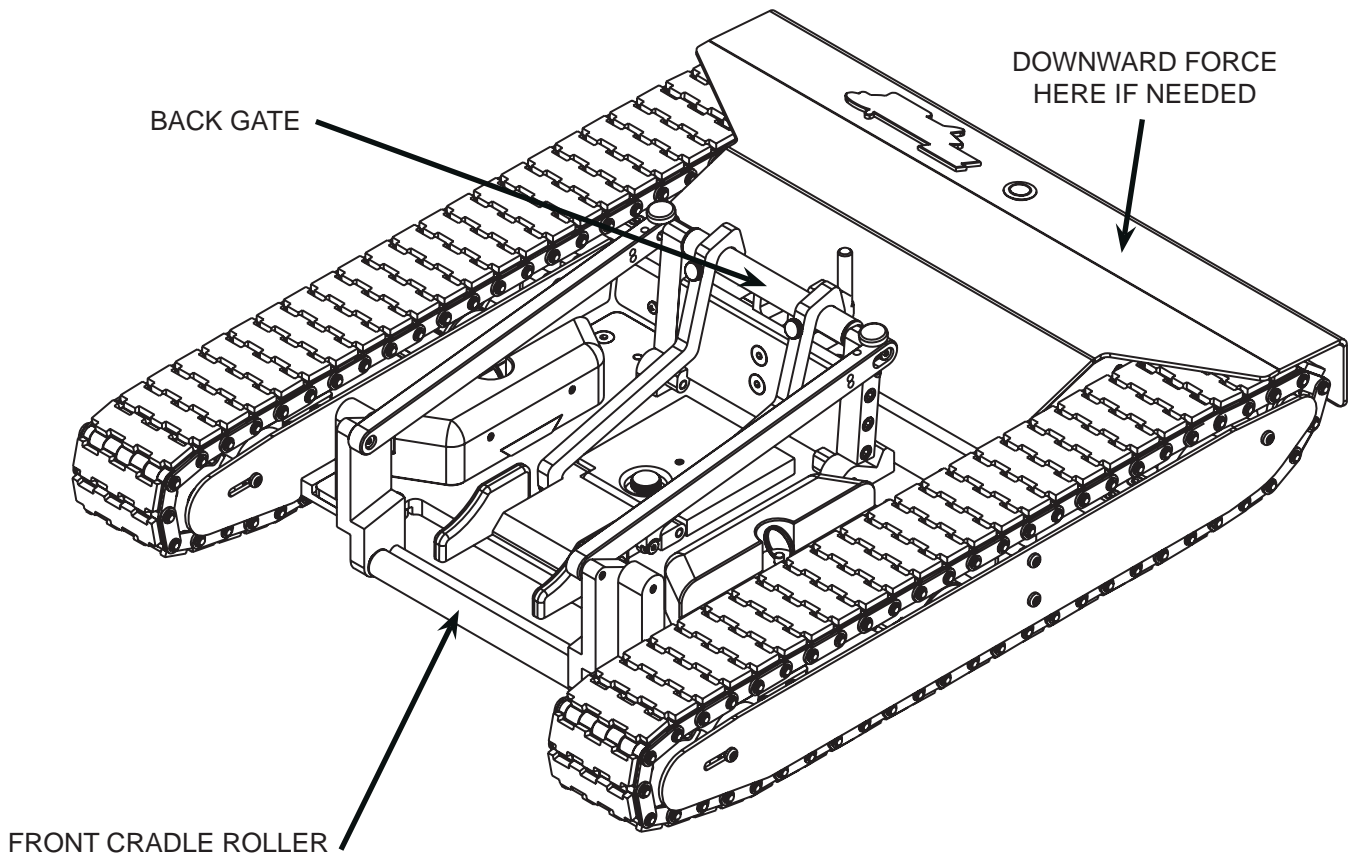
7. Attach the two link arms to the back roller on the tug cradle. Then tighten the 2 red screws to keep them in place



3. Operation

1. Load the tire by slowly running the front cradle roller under the tire. Continue loading until the back gate of the cradle gets pushed back and raises the front of the cradle and locks the tire in place.

Note: If the track are slipping on a smooth surface then apply a small amount of downward force on the back cover until the tire is loaded.



4. Warranty

LIMITED WARRANTY

Your new AC Air Technology Tug is warranted to the original purchaser (only) for one full year from the date of purchase to be free from factory defects in material and workmanship. During this 12-month period, AC Air Technology will repair or replace, at our discretion, the defective component determined by AC Air Technology to be defective.

This warranty does not apply to damage or defect resulting from mis-use, improper application, commercial use, or attempted repair by “non-AC Air Technology” service staff. The warranty does not cover shipping or handling cost or any incidental or consequential damage. Batteries and tracks are not covered by warranty.

DAMAGE LIMITS

AC Air Technology shall not be liable for any damage, indirect or consequential, loss of profits or commercial or production loss, or other special loss or damage in any way connected with this product regardless whether such claim is based on warranty, in contract, negligence, or strict liability. In no event shall the liability of AC Air Technology exceed the individual price of the product on which liability is asserted. AC Air Technology has no control of the set up, application, use, modification, or misuse of this product, thus no liability shall be assumed or accepted for any resulting damage or injury. By the first act of use, set up or assembly, the user in using the product accepts all resulting liability. Failure to operate this product in a safe and responsible manner can result in damage or injury, both to the user as well as to others, the product, or property. This product is not a toy and is NOT intended to be used by children with out adult supervision. It is essential to read the entire manual and warranty/liability information prior to first use/application/installation of this product to operate correctly and avoid damage/injury,

In cases where the purchaser or user are not prepared to accept liability associated with the use of this product, the user or purchaser is advised to return the unused product immediately in unused condition to the place of purchase.

RETURN PROCEDURE

When sending equipment in for requested warranty service, please include a note describing the problems/concerns with the equipment. You must include your name, address, telephone number and email for prompt service. To request warranty service, a copy of your original sales receipt must be included. Warranty is approved and preformed at the discretion of AC Air Technology service department. You are required to pay all postage, shipping and insurance charges.