




BILL OF MATERIAL (CURRENT LEVEL)

ITEM	PT/ASSY	DESCRIPTION	TYPE	QTY.
1	22224	TUG ROLLER	PART	2
2	22225	TUG ROLLER AXLE	PART	4
3	22322	TUG LINK BAR	PART	2
4	22372	ADJUSTER PIN	PART	2
5	22423	TUG ROLLER SPACER	PART	4
6	23328	TUG LATCH CATCH	PART	1
7	23428	TI CRADLE INNER ROLLER	PART	1
8	23429	TI CRADLE OUT ROLLER	PART	1
9	23430	TI CRADLE WASHER	PART	2
10	23431	TI TUG RAMP	PART	1
11	23433	TUG LINK BRACKET RIGHT	PART	1
12	23434	TUG LINK BRACKET RIGHT	PART	1
13	23487	TI CRADLE LINK	PART	2
14	23499	TI CRADLE BACK ATTACH	PART	2
15	23546	PIN HANDLE	PART	2
16	23623	TI CRADLE BRACE	PART	1
17	91448	PLASTIC SPRING RETAINER	PART	2
18	92353	#10-24 3/8" Hex Nut 1/8" H	PART	1
19	95003	1/4"-20 X 3/4" FLAT HEAD	PART	4
20	95006	1/4"-20 X 1" FLAT HEAD	PART	2
21	95024	3/8" NEEDLE ROLLER BEARING	PART	4
22	95041	SPRING PLUNGER	PART	2
23	95070	1/4"-20 SHOULDER SCREW, .375"L	PART	2
24	95095	10-24 X 1/4"L SET SCREW	PART	2
25	95117	1/4"-20 X 3/4" SOCKET CAP	PART	4
26	95347	1/4"DIA X 1-1/4"L SHOULDER SS	PART	1
27	95369	#10-24 SHOULDER SCREW	PART	2

A Touch of Brass
A TOUCH OF BRASS INC
13832 MAGNOLIA AVE.
CHINO, CA 91710-7027
909-464-1000

TI CRADLE ASSEMBLY

DWG. NO. 09919	REV M	UNLESS OTHERWISE SPECIFIED, DIMENSIONS ARE IN INCHES.
SCALE 0.250	SHEET 1 OF 2	

-  LOCTITE JOINT (GREEN)
-  BLUE REMOVABLE LOCTITE
-  APPLY GREASE

CRITICAL NOTE:

PART 22225 SHOULD BE FLUSH WITH PART 95024. IF NOT, THREAD PART 22225 FURTHER IN UNTIL FLUSH. PART 22225 CANNOT BE PROTRUDING OUT FURTHER THAN 95024, THIS WILL AFFECT FINAL TUG ASSEMBLY.

