

NOTE:

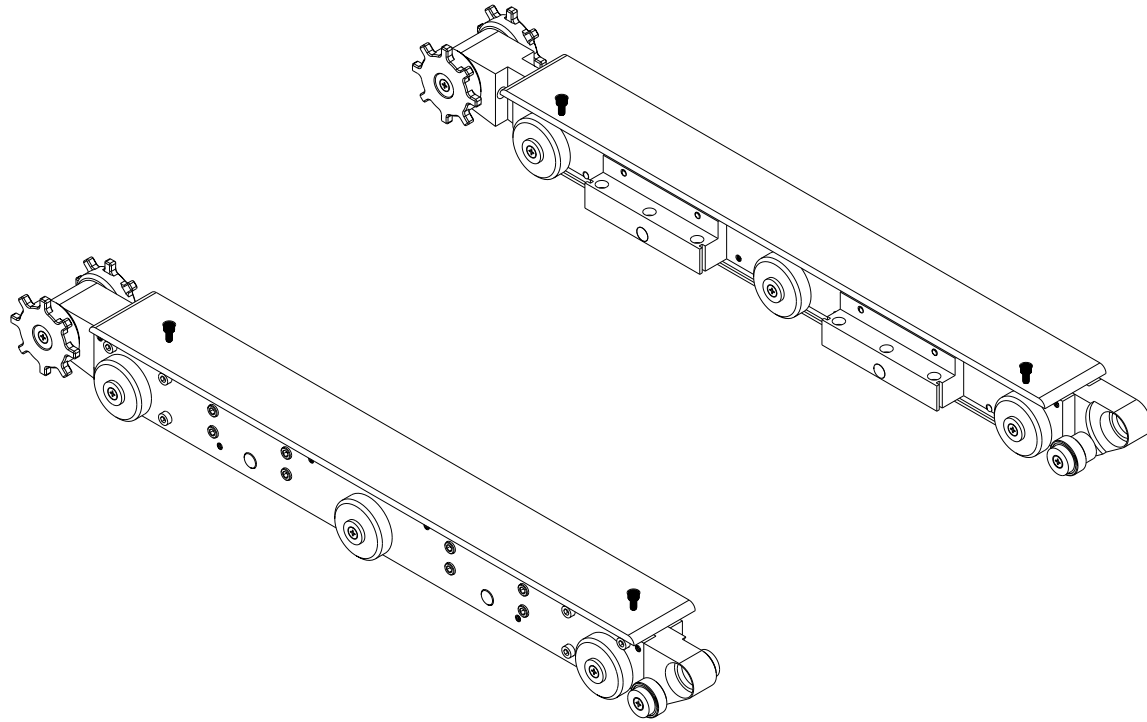
1. THE RAIL ASSEMBLY SHOULD YEILD A LEFT AND RIGHT ASSEMBLY
2. SECURE THE ASSEMBLY TOGETHER, AT BOTH ENDS, WITH MASKING TAPE BEFORE INVENTORYING

BILL OF MATERIAL (CURRENT LEVEL)

ITEM	PT/ASSY	DESCRIPTION	TYPE	QTY.
1	22422	TUG SHAFT RETAINER	PART	16
2	23307	TIV2 OUTSIDE RAIL PLATE	PART	2
3	23309	TI INSIDE RAIL PLATE	PART	2
4	23311	TI RAIL SUPPORT	PART	4
5	23341	TIX RAIL LONG TOP PLATE	PART	2
6	23409	7 TEETH SPROCKET	PART	4
7	23419	TI LARGE SPROCKET	PART	14
8	23420	RAIL FRONT SUPPORT RIGHT	PART	1
9	23421	RAIL FRONT SUPOORT LEFT	PART	1
10	23423	TI RAIL LONG SHAFT	PART	4
11	23424	TI SHORT SHAFT	PART	10
12	23425	RAIL SMALL IDLE ROLLER	PART	4
13	23426	TI RAIL REAR SUPPORT	PART	2
14	23447	RAIL SPACER	PART	16
15	23483	TI IDLE SPROCKET	PART	4
16	92325	10-24 X 3/8"L CAP SCREW	PART	4
17	95025	1/2" BALL BEARING	PART	28
18	95092	10-32 X 3/8"L FLAT HEAD	PART	20
19	95124	1/4"-20 X 1.5" L SOCKET CAP	PART	12
20	95273	1/4"-20 X 1.75" SOCKET CAP	PART	16
21	95368	1/8" SQ. X .400"L KEY STOCK	PART	18
22	95395	TI RAIL LONG WASHER	PART	2
23	95398	ALUMINUM FLAT WASHER	PART	2
24	96294	TUG SPROCKET SPACER	PART	10

BILL OF MATERIAL (ALTERNATE PARTS)

ITEM	PT/ASSY	DESCRIPTION	TYPE	QTY.
26	23913	ALT. RAIL SPACER +.020	PART	16
27	95344	#10 SS FLAT WASHER	PART	8



A Touch of Brass
A TOUCH OF BRASS INC

13832 MAGNOLIA AVE.
CHINO, CA 91710-7027
909-464-1000

Tiv2 RAIL ASSEMBLY

DWG. NO. **05462**



REV N


UNLESS OTHERWISE SPECIFIED, DIMENSIONS ARE IN INCHES.

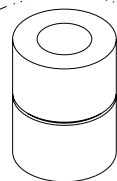
SCALE 0.180

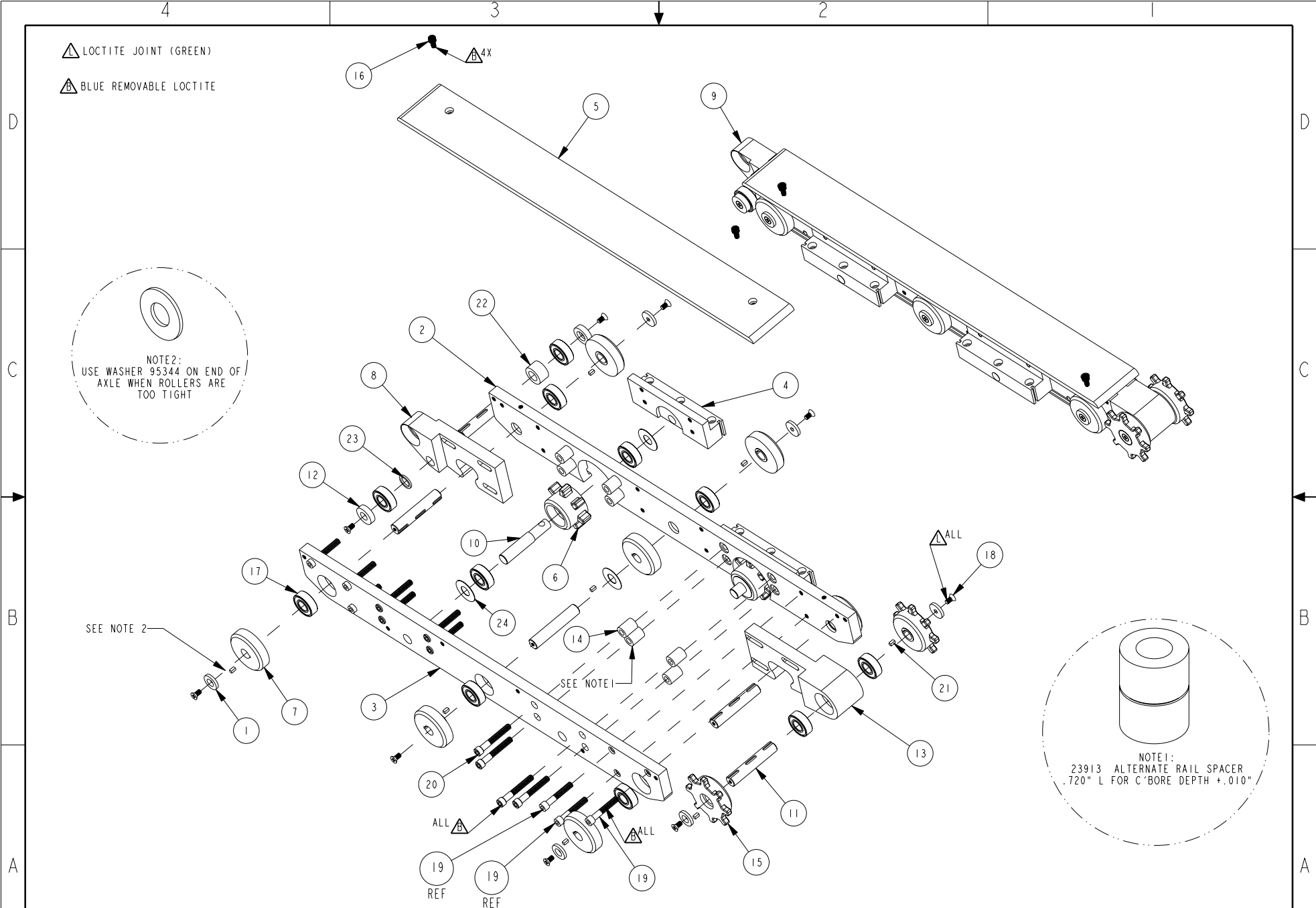
APPR.

SHEET 1 OF 2

 LOCTITE JOINT (GREEN)
 BLUE REMOVABLE LOCTITE


 NOTE 2:
 USE WASHER 95344 ON END OF
 AXLE WHEN ROLLERS ARE
 TOO TIGHT


 NOTE 1:
 23913 ALTERNATE RAIL SPACER
 .720" L FOR C'BORE DEPTH +.010"



A Touch of Brass
 A TOUCH OF BRASS INC
 13832 MAGNOLIA AVE.
 CHINO, CA 91710-7027
 909-464-1000

TIV2 RAIL ASSEMBLY

DWG. NO. 05462		REV N	UNLESS OTHERWISE SPECIFIED, DIMENSIONS ARE IN INCHES.
SCALE 0.180	APPR.	SHEET 2 OF 2	