

# ***SOF-FORM™***

*EXPANSION JOINT FILLER*



SOF-FORM™ Expansion Joint is a closed cell, electron beam crosslinked, polyolefin foam with an outer skin. The foam is free of heavy metals, plasticisers and CFCs. It is available in both plain and adhesive back form.

**SEKISUI**

**FOAM**  
**INTERNATIONAL**  
Global Foam Solutions

**PHYSICALLY**  
CROSSLINKED  
SEKISUI TECHNOLOGY

# SOF-FORM™

## EXPANSION JOINT FILLER

### Benefits

#### All SOF-FORM™ Products

##### Continuous Rolls

A unique one piece extruded foam with no laminations or joins

##### Closed Cell

Non absorbent and impervious to most liquids

##### Crosslinked

Superior compression and recovery properties, vital to ensure a good joint filler

- Excellent weatherability and resistance to ultra violet light
- Highly resistant to temperature, acids, alkalis, oils and solvents

##### Variety of Sizes

Available in 25 metre rolls in 10mm thickness

- Standard stock widths are 50mm, 75mm, 100mm, 125mm, 150mm, 200mm, 250mm and 300mm
- Thicker sizes are available from 15mm to 100mm, 15mm to 30mm in rolls, 40mm to 100mm in sheet form

#### SOF-FORM™ Adhesive

##### Reduces job time

Supplied with one-sided Acrylic Adhesive for faster installation

##### Easy to Use

Light, flexible and easily cut and fabricated on site with a sharp knife. (Plus it is zipped for easy on site clear off)

##### Very Clean

Will not bleed, mark or effect other products during storage

### Advantages

SOF-FORM™ void filler has the edge through superior performance and ease of application, resulting in welcomed cost savings.

#### To Resellers

##### Product Acceptance

Widely accepted throughout Australia

##### Labelled & Barcoded

Easily identified for stock control and point of sale

##### Damage Resistant

Easily stored and transported without costly damage issues

##### Light Weight

Very easy to handle for storage and shipment

#### To End Users

##### Availability

SOF-FORM™ is always readily available

##### Safe to Handle

Non toxic, non irritant; can be handled without gloves or special precautions

##### Easy to Install

Light, flexible and easily cut and fabricated on site

##### Optional Adhesive

Can be supplied with pressure sensitive adhesive for faster and easier installation

##### Special Sizes

Can be ordered to widths between 50mm to 1000mm, with zip top if required

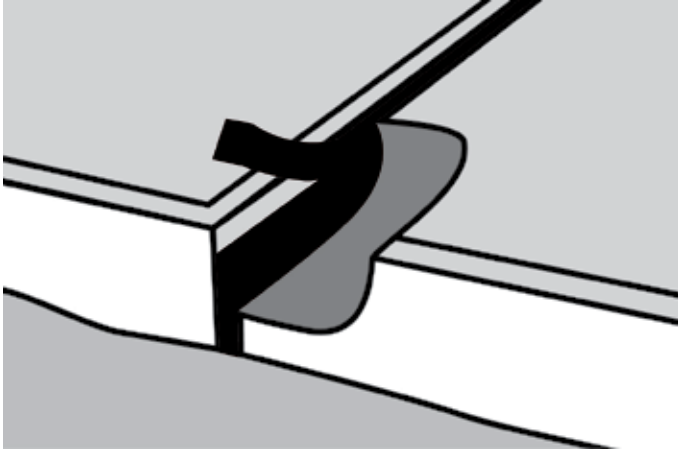
### SOF-FORM™ Zip Top

SOF-FORM™ pre-cut zip top expansion joint material provides installation options for when a sealant is to be used.

- Designed for easy on site tear off for sealant applications
- All standard SOF-FORM™ is zipped approx. 10mm from the edge
- The zipping ensures a clean tear every time
- When the application does not require a sealant, SOF-FORM™ should be installed upside down, with the zipped top down to avoid unwanted removal.



## Installation Instructions



### SOF-FORM™ - Plain

- Unroll and cut to the required length.
- Attach the expansion joint to the adjacent material before pouring the concrete.
- Attachment can be achieved by using either construction adhesive, nails or staples.
- Ensure that the top of the expansion joint is at the top of the intended concrete pour.
- SOF-FORM™ comes with a “ZIP” tear off strip, the zip should face up if sealing is desired after the concrete hardens. If sealant is not required have the zip facing downwards.
- When the expansion joint is in position, pour the next lot of concrete. Once the concrete has set and sealing is required then remove the zip and commence the sealing process with an appropriate sealant.

### SOF-FORM™ - Adhesive



- Unroll and cut to the required length.
- Attach the expansion joint to the adjacent material before pouring the concrete.
- Attachment is easily achieved by removing the backing paper and placing the sticky surface to the adjacent material.
- Ensure that the top of the expansion joint is at the top of the intended concrete pour.
- SOF-FORM™ comes with a “ZIP” tear off strip, the zip should face up if sealing is desired after the concrete hardens. If sealant is not required have the zip facing downwards.
- When the expansion joint is in position, pour the next lot of concrete. Once the concrete has set and sealing is required then remove the zip and commence the sealing process with an appropriate sealant.

## Forms of Expansion Joints

The joints in concrete pavements and driveways etc. fall into two basic categories; those that allow movement (isolation and expansion joints) and those that control cracking of the concrete (control or contraction joints).

Isolation joints are used to separate the pavements from abutting buildings, existing pavements, driveways or rigid structures such as drainage pits, access holes or columns which may cause restraint of the pavement and thereby increase the risk of cracks forming.

Expansion joints are used in large areas of pavement to accommodate expansion, primarily due to temperature variances during periods of hot weather. Expansion joints are used in large areas of pavement to accommodate expansion, primarily due to temperature variances during periods of hot weather. Wherever possible, the location of joints should be planned, and the aim should be to make the concrete panels defined by joints square in shape. For decorative work, joints should, if possible, be located to suit the proposed decorative pattern or finish.



# SOF-FORM™

## EXPANSION JOINT FILLER

### Physical Properties

SOF-FORM™ is a closed cell, physically crosslinked, polyolefin foam with an outer skin. The foam is free of heavy metals, plasticisers and CFCs.

Property Value	Test Method	Units	Typical
Density	Internal	kg/m <sup>3</sup>	25 (nominal)
Tensile Strength	JIS K6767		
MD		kg/cm <sup>2</sup>	3.3
CD		kg/cm <sup>2</sup>	1.8
Elongation	JIS K6767		
MD		%	240
CD		%	140
Tear Strength	JIS K6767		
MD		kg/cm	2.0
CD		kg/cm	1.3
Compression Strength	Internal		
25%		kg/cm	0.30
50%		kg/cm	0.85
Hot Sealant Penetration	RTA T1154		zero
Extrusion during Compression	RTA 1150/ASTM D545	mm	1.3
Recovery after Compression	RTA 1151/ASTM D545	%	100% after 10 minutes
Water Absorption	JIS K6767	mg/cm <sup>2</sup>	0.09
Water Vapour Permeability	JIS Z0208	g/m <sup>2</sup> , 24h	4.5

### Compliance Data

Property	Result
Recovery	Compliant to RTA T1150, TMR Q460A
Extrusion	Compliant to RTA T1151, TMR Q460B
Heat Degradation	Compliant to RTA T1154, TMR Q460E

This information on Sekisui Foam Australia foams is presented to the best of our knowledge. All product data is based on average values and is for guidance only. As these products are subject to constant research and development, we reserve the right to update the contents without notice. Date of Publication: February 2015.

Recommendations as to methods of post fabrication, application and use of Sekisui Foam Australia foams are based on our experience and knowledge of the characteristics of our products and are given in good faith. As producer of the material we have no control over the application of Sekisui Foam Australia foams and no legal responsibility is accepted for such recommendations. In particular, no responsibility is accepted by us for any system in which Sekisui Foam Australia foams are utilised or for any application. Softlon and Thermobreak - Registered trademarks of Sekisui Foam Australia.

**SEKISUI** | **FOAM**  
INTERNATIONAL  
Global Foam Solutions



**Sekisui Foam Australia**  
**Head Office**  
1-5 Parraweena Rd, PO Box 2898,  
Taren Point NSW 2229 Australia  
Tel: +61 2 9525 9880  
Fax: +61 2 9525 8004  
Email: [info@sekisuifoam.com.au](mailto:info@sekisuifoam.com.au)  
Web: [www.sekisuifoam.com.au](http://www.sekisuifoam.com.au)

**Queensland Branch**  
15/853 Nudgee Rd, PO Box 448,  
Northgate QLD 4013 Australia  
Tel: +61 7 3267 7100  
Fax: +61 7 3267 7166  
Email: [info@sekisuifoam.com.au](mailto:info@sekisuifoam.com.au)  
Web: [www.sekisuifoam.com.au](http://www.sekisuifoam.com.au)