



Unit 3a Eden Business Park
Dunns Close
Nuneaton
Warwickshire
CV11 4NE

t: 02476 586 845
e: info@xtra-lite.com

xtralite is a trading name of Trinity Xtras Ltd a Company
registered in England No 4325172

One Year Limited Warranty
Made in China
For further product information visit
www.xtra-lite.com



NiteSafe™
Duo-Lux



Instruction Manual
Model: XL20710

Please read these instructions carefully before connecting
or using the appliance. Keep for future reference.

Important Information

When using electrical appliances, in order to reduce the risk of fire, electric shock, and/or injury to persons, basic safety precautions should always be followed.

For your safety...

Read all instructions carefully, even if you are familiar with the appliance.

Do not use this appliance/charger if it appears to be damaged

Do not look directly into the light source or point it into the eyes of others. This can lead to retinal damage.

Charge the light only with the charger provided

Do not throw the charger into fire and do not expose it to extreme heat. The charger could explode or burst.

Do not attempt to alter or manipulate the charger in any way. Doing this increases the exposure to danger significantly.

This appliance is not watertight and is unsuitable for use in damp environments.

This is not a toy. Close attention is necessary when used near children.

Do not use with a damaged outlet.

Do not handle charger with wet hands.

Do not immerse the appliance or charger in water or any other liquid.

Do not attempt to use the charger with any other product.

Only plug the charger into a standard electrical outlet. Not to be used with extension cords.

Do not operate with a damaged charger or if the appliance has malfunctioned or been damaged in any manner.

Do not allow children to play with the packaging materials.

Nightlight Mode:

Place the torch into the charging cradle and switch the power on. The 6 LED front facing nightlight will automatically be set to motion sensor mode and turn on during darkness when movement is detected. (Default mode)

With the torch resting in the charging cradle, press the push button on the side once to activate the Nightlight + Motion Sensor mode (the front LEDs will light up to show this has activated). The 6 LED front nightlight will turn on automatically in the hours of darkness, and it will become brighter when movement is detected.

To return the Duo-Lux to motion sensor mode, simply press the side button once again while the torch is resting in the cradle.

Sensor Delay Time: 20+/-5s
Sensor Distance: 3 - 4 metres

Power Failure Mode:

The 5 LED torch automatically turns on during a power failure at a low light setting. To activate the full brightness remove the torch from the cradle and press the side button once.

Torch Mode:

To activate torch mode remove the torch from the cradle and press the side button once.

While the torch is out of the cradle use the 3 position push button to toggle the Top 5 LED torch ON / Front Task Light ON/ Torch OFF.

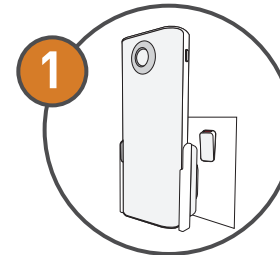
Induction charging methods Rechargeable Li-ion 500mA battery

Features of your NiteSafe™

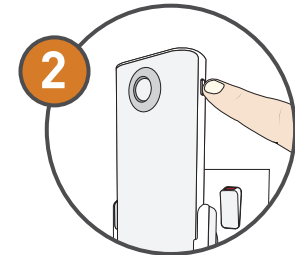
Duo-Lux

MUST BE CHARGED FOR 24 HOURS BEFORE INITIAL USE

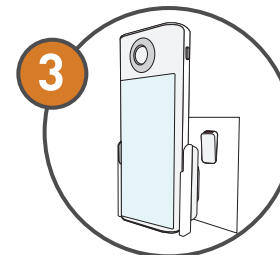
- Automatically turns on when the power goes out
- Dual nightlight feature with Dusk to Dawn and Motion Sensor options
- Torch simply slides in and out of charging cradle
- Induction charging technology
- Rechargeable Li-ion 500mA battery
- Batteries and LEDs never need to be replaced, and LEDs are always cool to the touch
- Modern Design
- Charge lasts up to 8 hours on Lo and 2 hours on Hi
- Front Work Light lasts 8 hours
- Sensor delay time 20 +/- 5s
- Sensor distance 3-4 meters
- Torch with 5 super bright LEDs - Hi: 60 Lumens Lo: 10 Lumens
- 6 LED Nightlight - Dusk to Dawn: 1 Lumen, Sensor: 20 Lumens
- Lightweight and durable




Place the unit and cradle into a mains plug and switch on. This will start charging your unit.



To switch between the nightlight modes, press the side push button while the unit is plugged in and switched on.



Nightlight mode will be active during hours of darkness.



To use as torch just take the unit out of the charging cradle.