

TERRA COLLECTION

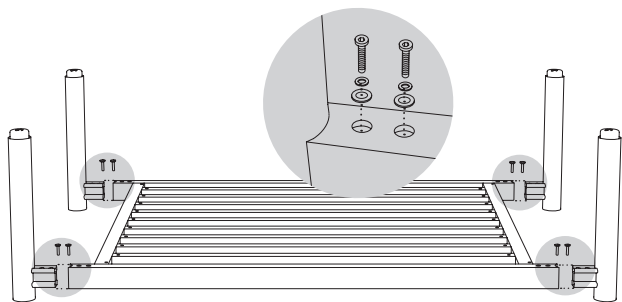


Ottoman

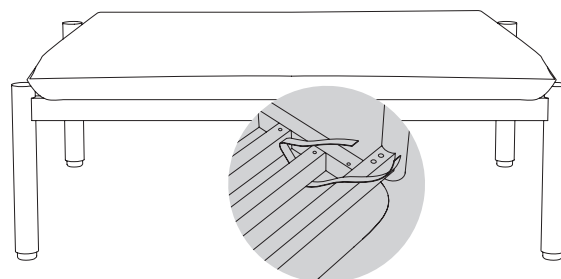
- ⚠ Do NOT use a drill while assembling
- Assemble all parts on a soft surface

1 Attach four Short "L" Legs to Ottoman Base.


8x 20mm Bolt, Spring, and Flat Washer



2 Add cushion and secure to frame. Adjust leveling feet as needed.




Parts



1x Ottoman Base

Cushions



1x Ottoman Cushion

Hardware



8x 20mm Hex Bolt



8x Spring Washer



1x Allen Wrench



8x Flat Washer



4x Short "L" Leg