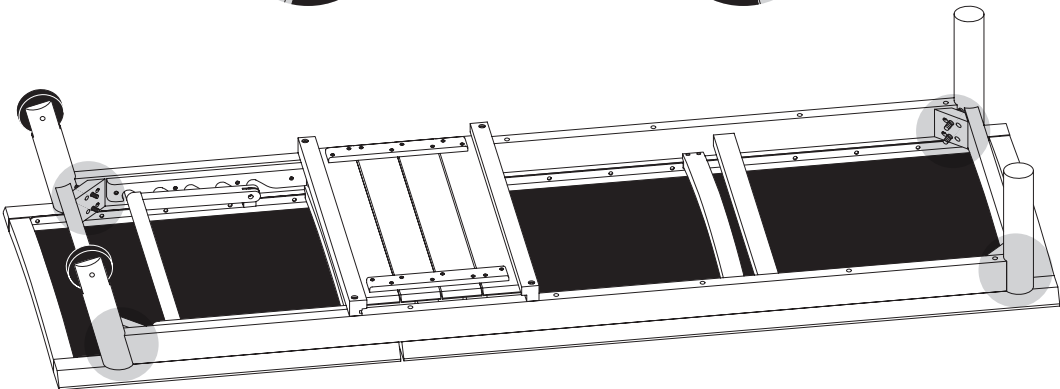


HAVEN COLLECTION
Sun Lounger

Fasten each Leg to the Frame by inserting the threaded rods through each corner. Insert Washer, then tighten the Nut on each threaded rod.




Assemble in this order:
1. Flat washer (8x)
2. Hex Nut (8x)



Parts



1x Frame



1x Cushion



2x Leg



2x Wheeled Leg

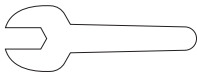
Hardware



8x Hex Nut



8x Flat Washer



1x Wrench