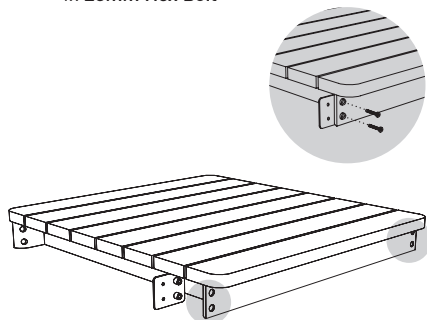


HAVEN COLLECTION In-line Table

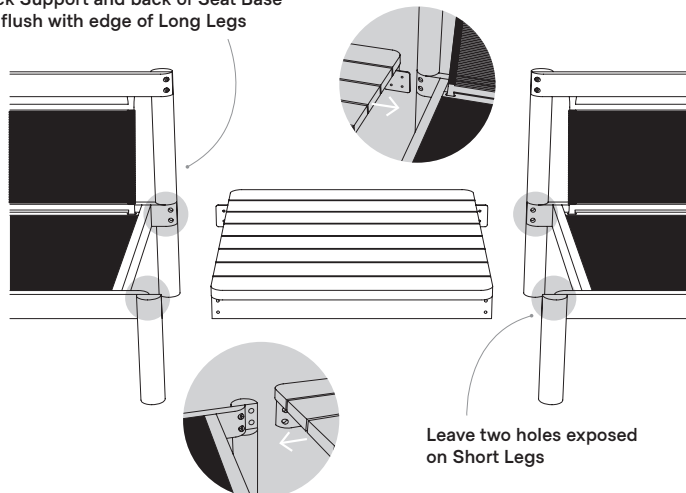
- Secure Hex Bolts into bracket by threading them through holes in the In-line Table Top. Repeat on the adjacent side.

4x 25mm Hex Bolt



- Gently align the bracket holes with the threaded holes on the back Long Legs while aligning the In-line Table Top with the threaded holes on the Short Legs.

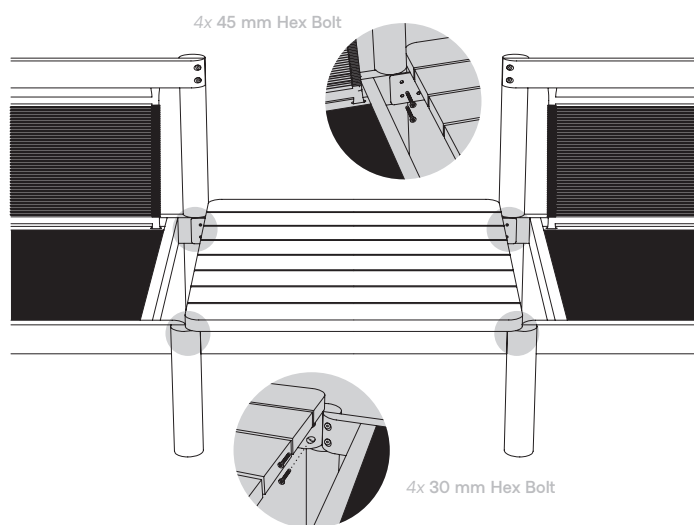
End of Back Support and back of Seat Base should be flush with edge of Long Legs



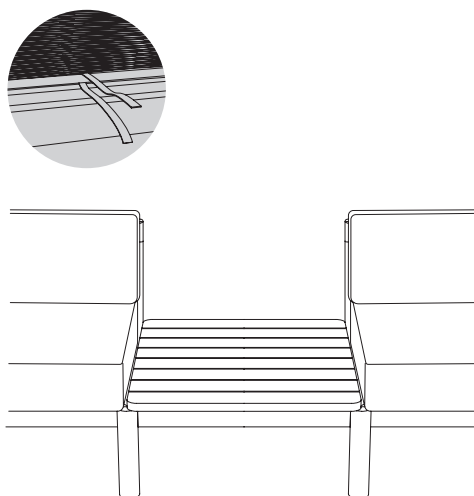
Leave two holes exposed on Short Legs

- Fasten the In-line Table Top to the seating modules on both sides with four 30mm Hex Bolts (into Short Legs) and four 45mm Hex Bolts (into Long Legs).


4x 30 mm Hex Bolt, 4x 45 mm Hex Bolt



- Tighten bolts by hand, then secure cushions to the adjoining seating modules. Enjoy!



Parts



1x Table Top



2x Bracket

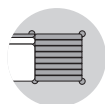


1x Long Leg

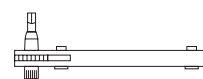


3x Short Table Leg*

*Two additional Short Legs are included for cases when table is positioned at the end of a seating structure



Hardware



1x Hex Ratchet



4x 25 mm Hex Bolt



4x 45 mm Hex Bolt



4x 30 mm Hex Bolt