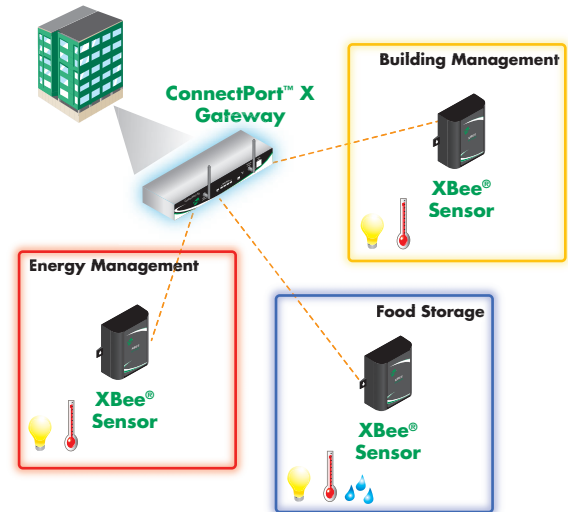


XBee[®] Sensors

Compact Battery Powered Sensors with Integrated ZigBee[®]

XBee sensors easily integrate into ZigBee networks, featuring long battery life and small size for unobtrusive installation anywhere.



Features/Benefits

- ZigBee wireless sensors
 - Temperature, humidity, light
- Small form factor can be mounted anywhere
- Long-life battery
- Easy to install/configure
- Easy to integrate with Digi's Drop-in Networking family of gateways, adapters and modules on a ZigBee network
 - Integrate with custom Python[®] development environment for events, triggers and data logging
- Applications include building automation and security, energy management, food management, freight/vehicle monitoring

Overview

ZigBee technology enables low-cost, low-power networking of sensors, controllers and other devices in self-configuring, self-healing wireless mesh networks. Part of Digi's Drop-in Networking solutions, XBee sensors offer the ability to provide real-time data from a variety of sensors (e.g., temperature, humidity, light) in a single solution for wireless communication across a ZigBee infrastructure.

Their small form factor and long-life battery power make XBee sensors easy to integrate with Digi's Drop-in Networking solutions to provide reliable, unobtrusive communications. Applications include building automation and security, energy management, food management, freight/vehicle monitoring and many more.

Installation is a snap. Simply insert batteries, add the XBee sensor to the ZigBee network, and configure the update interval. Next, mount the device in an out-of-the way location and start communicating.

XBee sensors can be used with ConnectPort[™] X gateways, XBee embedded modules, XBee adapters or XBee wall routers to drop-in end-to-end device networks – without the need for a wired network infrastructure.



Features/Specifications

FEATURES

General

- Frequency: 2.4 GHz (ISM)
- Internal antenna

Performance

- Indoor/Urban range: 133 ft (40 m)
- Outdoor RF line-of-sight range: 400 ft (120 m)
- Transmit power output: 1.25 mW (+1 dBm) / 2 mW (+3 dBm) boost mode
- RF data rate: 250,000 bps
- Receive sensitivity (1% PER): -97 dBm (-98 dBm boost mode)

Networking and Security

- Networking topologies: Point-to-Point, Point-to-Multipoint, Peer-to-Peer, Mesh
- Number of channels: 16 - 5 MHz channels (Direct Sequence Spread Spectrum)
- Filtration options: PAN ID, Channel, 2[^]64 (64-bit) addresses

LEDs

- Power: Solid when powered and not associated to network.
- Associate: Blinks when unit is associated to network

Push Button

- Device reset
- Configuration reset to factory defaults
- Identification/Commissioning mode

INTERFACES

- ZigBee - compatible with:
 - Digi XBee ZNet 2.5 (formerly Series 2) module
 - EmberZNet 2.5x mesh stack

MODEL.....PART NUMBERS

Model

XBee Sensor - Battery powered temperature and light
 XBee Sensor - Battery powered temperature, humidity and light

Worldwide

XS-Z14-CB1RB
 XS-Z14-CB2RB

INTEGRATED SENSORS

Temperature Sensor

- Range: -18° C to +55° C (-0.4° F to +131° F)
- Accuracy: +/- 2° C

Ambient Light Sensor

- Range of spectral bandwidth: 360 to 970 nm (similar to human eye)
- Wavelength of peak sensitivity: 570 nm

Humidity Sensor

- Range: 0 to 100% RH
- Interchangeability:
 - +/- 5 %RH (0% RH to 59%RH)
 - +/- 8 %RH (60% RH to 100%RH)
- Accuracy: +/- 3.5% RH

ENVIRONMENTAL

- Operating temperature: -18° C to 55° C (-0.4° F to 131° F)
- Power requirements: 3 x AA alkaline 1.5V batteries (batteries not included)

BATTERY LIFE

Duty Cycle	Battery Life Estimate
1 read per 30 sec	1.5 years
1 read per minute	2.5 years
1 read per hour (or less frequent)	6 years


- Assumptions based on:
 - Cyclic sleep enabled with single transmit per wake cycle
 - At 21° C

REGULATORY APPROVALS (pending)

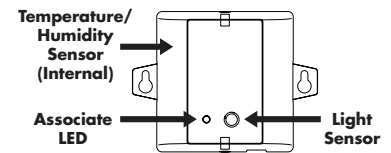
- FCC Part 15, Class B
- EN55022 Class B, EN 55024
- RoHS Compliant

DIMENSIONS

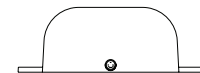
- Length: 2.70 in (6.85 cm)
- Width: 2.50 in (6.35 cm)
- Height: 1.30 in (3.30 cm)
- Weight: 0.35 lb (0.158 kg) w/batteries, 0.20 lb (0.091 kg) without batteries



XBee Sensor - Front



XBee Sensor - Top/Bottom



DIGI SERVICE AND SUPPORT - You can purchase with confidence knowing that Digi is here to support you with expert technical support and a strong five-year warranty. www.digi.com/support



Digi International

11001 Bren Road E.
 Minnetonka, MN 55343
 U.S.A.
 PH: 877-912-3444
 952-912-3444
 FX: 952-912-4952
 email: info@digi.com

Digi International

France
 31 rue des Poissonniers
 92200 Neuilly sur Seine
 PH: +33-1-55-61-98-98
 FX: +33-1-55-61-98-99
www.digi.fr

Digi International

KK
 NES Building South 8F
 22-14 Sakuragaoka-cho,
 Shibuya-ku
 Tokyo 150-0031, Japan
 PH: +81-3-5428-0261
 FX: +81-3-5428-0262
www.digi-intl.co.jp

Digi International

(HK) Limited
 Unit 3206 - 08A, 32/F,
 AIA Tower
 183 Electric Road
 North Point, Hong Kong
 PH: +852-2833-1008
 FX: +852-2572-9989
www.digi.cn

Digi International, the leader in device networking for business, develops reliable products and technologies to connect and securely manage local or remote electronic devices over the network or via the web. With over 20 million ports shipped worldwide since 1985, Digi offers the highest levels of performance, flexibility and quality.

www.digi.com

© 2008 Digi International Inc.

All rights reserved. Digi, Digi International, the Digi logo, the When Reliability Matters logo, ConnectPort and XBee are either trademarks or registered trademarks of Digi International Inc. in the United States and other countries worldwide. All other trademarks are the property of their respective holders.

91001457
 B1/908

