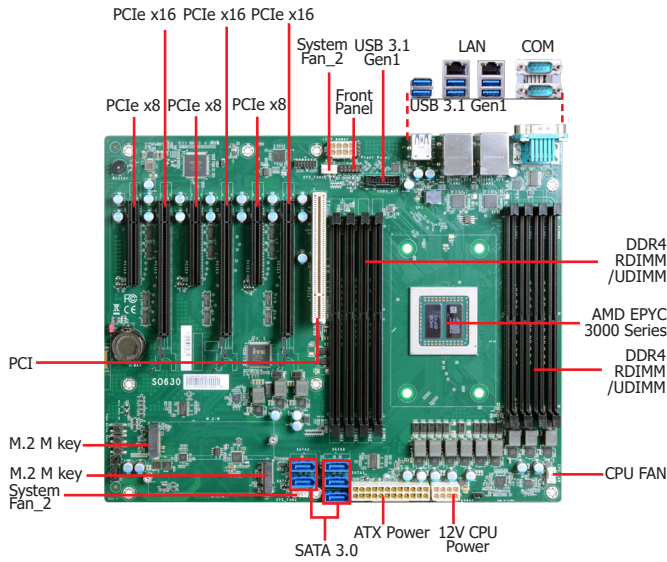


S0630

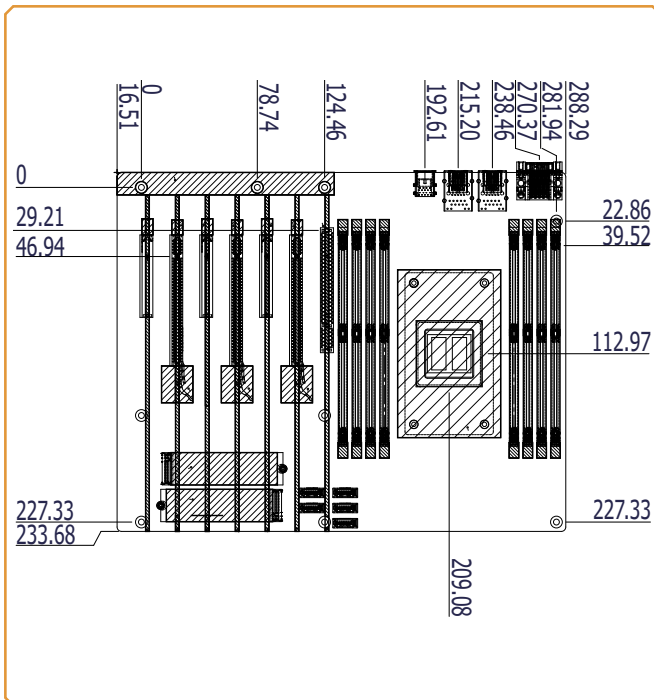


Features

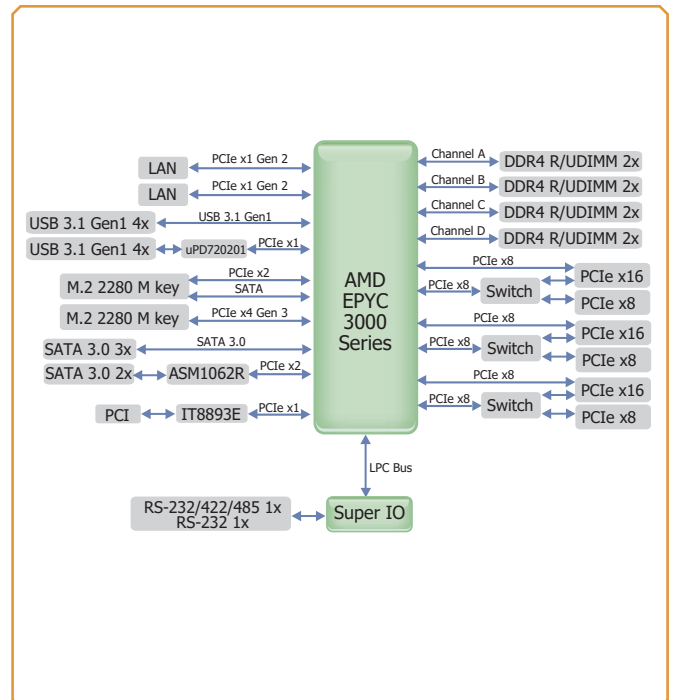
- 8 DDR4 RDIMM/UDIMM up to 256GB
- Expansion: 3 PCIe x16 (up to 6 PCIe x8), 1 PCI, 1 M.2 M Key (PCIe x4 NVMe), 1 M.2 M Key (SATA/PCIe x2 NVMe)
- Rich I/O: 2 COM, 8 USB 3.1 Gen1



Mechanical Drawing



Block Diagram



► Specifications

SYSTEM	Processor	AMD® EPYC™ Embedded 3451, 16 Core, 32 Threads, 2.14GHz (3 GHz), 80-100W AMD® EPYC™ Embedded 3351, 12 Core, 24 Threads, 1.9GHz (3 GHz), 60-80W	
	Memory	8 DDR4 RDIMM/UDIMM up to 256GB	
	BIOS	Insyde	
EXPANSION	Interface	3 x PCIe x16 (up to 6 PCIe x8) 1 x PCI 1 x M.2 2280 M Key (PCIe x4 NVMe) 1 x M.2 2280 M Key (SATA/PCIe x2 NVMe)	
ETHERNET	Controller	2 x Intel i210AT	
REAR I/O	Ethernet	2 x GbE (RJ-45)	
	USB	6 x USB 3.1 Gen1	
	Serial	1 x RS-232/422/485 (DB-9) 1 x RS-232 (DB-9)	
INTERNAL I/O	USB	2 x USB 3.1 Gen1	
	SATA	3 x SATA 3.0 2 x SATA 3.0 support RAID 0/1	
WATCHDOG TIMER	Output & Interval	System Reset, Programmable via Software from 1 to 255 Seconds/Minutes	
SECURITY	TPM	TPM2.0 (opt.)	
POWER	Type	ATX power input	
	Consumption	TBD	
	RTC Battery	CR2032 Coin Cell	
OS SUPPORT	Microsoft/Linux	Windows 10	Linux
		Windows Server 2019	
ENVIRONMENT	Temperature	Operating: -5 to 65°C	Storage: -40 to 85°C
	Humidity	Operating: 10 to 90% RH	Storage: 10 to 90% RH
	MTBF	TBD	
MECHANICAL	Dimensions	ATX Form Factor	305mm x 244mm

► Packing List

• 1 SO630 motherboard	
• 1 I/O shield	TBD
• 1 Cooler	TBD