


INFLATABLE AIR MATTRESS

Assembly Instructions – Please keep for future reference

CD001



Read all instructions before assembly and use.
KEEP INSTRUCTIONS FOR FUTURE USE.

If you need assistance or find missing or damaged parts
in the package, contact us by mail: info@wasagun.com

WASAGUN

Important

Please read these instructions fully before starting assembly.

⚠ WARNING

Risk of Suffocation

- Infants have suffocated on inflatable mattresses. Never place an infant 15 months and younger to sleep on an inflatable mattress.
- When used by Children over 15 months old:
 - Provide at least a shoulder width space between mattress and walls, dressers or other vertical objects to avoid entrapment.
 - Always keep mattress fully inflated when in use.



0-15 Months

Precautions

1. This product is a non-life-saving device and cannot be used for water play or water rescue; Children should only be allowed to use it under adult supervision.
2. The ideal temperature used in the truck is -25°C to 50°C.
3. Keep this product used in a well-organized space where it will be easy to find and protected from sharp objects.
4. After inflation, make sure all the covers of the 2-layer close tightly to avoid air leakage.
5. In the case of leakage, check the leaking part carefully or use detergent to check the leaking part. After finding it, you can use the materials in the repair kit to repair it.
6. Please refer to the instructions about the air pump before inflating.
7. The product has been stored for a long time from production to packaging and then to the customer, it might have a slight smell [such as mobile phones, shoes, clothes, etc.], the same goes for inflatable products, just leave it in a ventilated place, the smell will soon dissipate.
8. Store in a well-ventilated place and keep away from ignition sources, excessive heat, and excessive cold.
9. Maximum load bearing: 600lb/270 kgs.

Storage

Towel dry the product before deflating (make sure it is absolutely dry before you put it away).

Once deflated, cover the valve (to prevent air from entering again), fold, roll and pack your product back into its packaging.

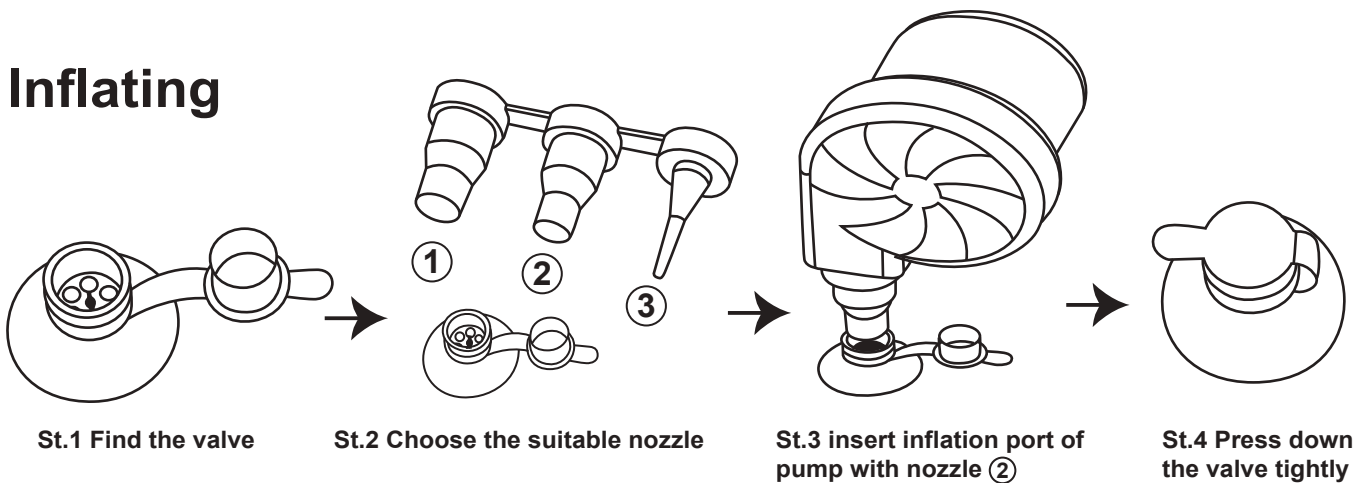
MANUFACTURERS: GUANGZHOU HOMOY CASA CO, .LTD.
Add.: 705-1, BUILDING NO. 2, 134 XIHUA ROAD, LIWAN DISTRICT, GUANGZHOU, CHINA
Contact: Carl Tel: +1 (838) 910-8241 E-Mail: info@wasagun.com

Assembly Instructions

Thank you for choosing our product! We adopt uniqueripstop and thickened Eco-friendly material (more ripstop than most mattresses in the market after long-time market survey), offering a great protection when you use this Truck Bed inflatable air mattress.

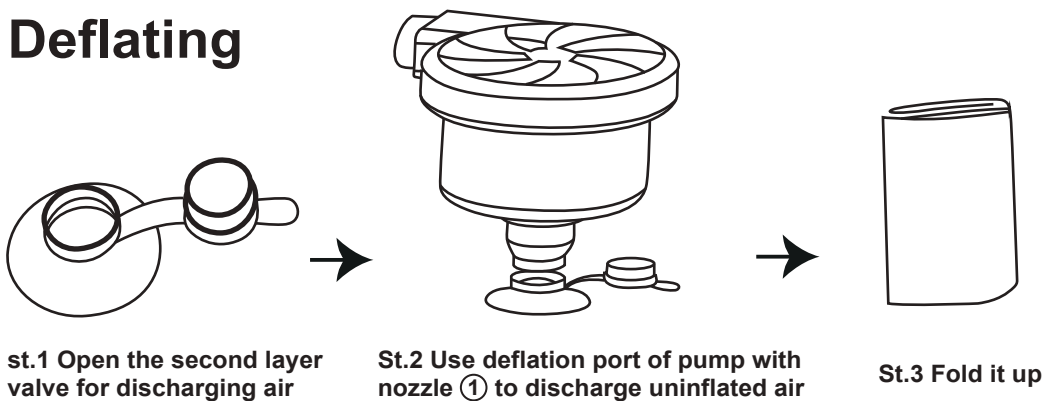
✓ Due to the stretching period of the material, the new product will stretch and deflate a little within 12 hours after it is fully inflated. Minor refill might be required. It's the natural leakage of inflation product.

Inflating



Note: Please DO NOT overfill

Deflating



Package Includes

Truck bed air mattress,
Pillows
Air pump set
Repair kit
Instruction sheet

WARRANTY

Thank you for choosing WASAGUN product. We sincerely hope that you are satisfied with it.

The manufacturer's warranty covers the product for a period of 12 months from the date of purchase against manufacturing faults. All warranties are automatically kept track of in our system, so there is no need to register your product.

Agent/Distributor is welcome to contact us. Email:info@wasagun.com.

Any help or questions during use, please contact us via website www.wasagun.com, send email to info@wasagun.com, we will service you within 24 hours. We suggest to provide a warranty card, a photo or a video if there' s broken spare part or not working machine so that we can be much more clear about your problems and offer you the best solution.



WASAGUN Warranty Card

Item name: _____
Model: _____
Serial No.: _____
Store name: _____
Purchase date: _____
Buyer's name: _____
Email: _____
Address: _____
Tel.: _____

Please fill in the table and email it within 10 days from the date of purchase.