

# *Hunter*

## Plug-In UV Air Sanitizer

### HP247AP



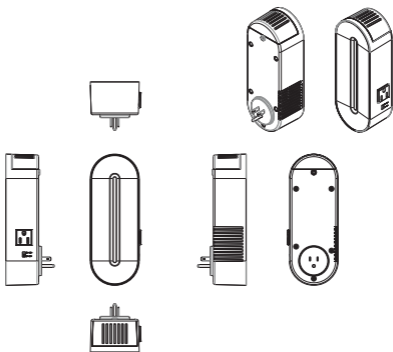
READ AND SAVE THESE INSTRUCTIONS

# How It Works

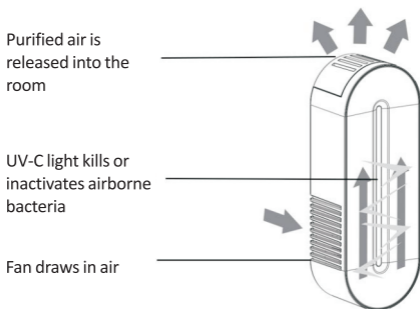
Thank you for choosing the Hunter® Plug-In UV Air Sanitizer! Since 1886, Hunter® has innovated new and smarter ways to clean, circulate and condition the air in your home. The Hunter® Air Sanitizer is equipped with a UVC light. UVC technology inhibits the growth of microorganisms that are exposed to the UVC light.

The internal fan pulls air into the Air Sanitizer which then passes through the UVC light to kill or inactivate airborne bacteria. Purified air is released into the room.

# Components



## How It Works

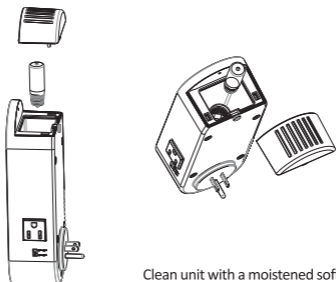


## Using the UVC Plug-In UV Air Sanitizer

1. Plug the unit into a 120v AC electrical outlet. The unit will automatically turn on.
2. There is an ON/OFF switch for the accent light. (NOTE: The switch does not control or operate the UVC light or fan.)
3. Unit does contain side outlet for electrical appliances that do not exceed 500W.

# Care Instructions

To replace the UVC bulb, unscrew the back screw and remove the top cover. Unscrew the bulb by turning it counterclockwise. Replace with replacement bulb (H-B247). Place the top cover back on and secure with screw.



Clean unit with a moistened soft cloth only

## Product Specs

Name	Hunter Plug-In UV Air Sanitizer
Model	HP247AP
Bulb part#	H-B247 (Replacement bulb)
UV Wavelength	254 nm

If you have additional questions, problems, or need to order parts for your Hunter Air Sanitizer, please contact us:

Visit us online at : [www.hunterpureair.com](http://www.hunterpureair.com)

Call Hunter Customer Support toll-free (USA & Canada) : **(855) 887-1440**

Email us at : [info@hunterpureair.com](mailto:info@hunterpureair.com)

HOURS OF OPERATION ARE MONDAY-FRIDAY 8:00AM-6:00PM EST.

# Safety

- Use only as directed.
- Keep Air Sanitizer out of reach of children or pets.
- DO NOT pour or splash water on the unit or use abrasive cleaners on it. DO NOT submerge in water. Do not place Air Sanitizer near water as it can damage product.
- Unplug Air Sanitizer before servicing.
- NEVER drop or insert any object into any openings.
- Do not plug in another electrical appliance to Plug-In UV Air Sanitizer that exceeds 500 watts. Do not operate this unit if it appears to be broken or damaged.
- Do not look directly at the UVC light.
- Do not place in direct sunlight.
- For use with 120v AC, 60 Hz only.

# Warranty

The Hunter Company, Inc. makes the following warranty to the original residential user or consumer purchaser of the Hunter • Plug-In UV Air Sanitizer:

If any part of the Hunter • Plug-In UV Air Sanitizer fails during the first 1 (one) year from the date of purchase due to a defect in workmanship or material, we will replace, or at our option, repair the unit free of charge at our nearest service center. You will be responsible for all parts and labor costs after this period.

The warranty is void if your Hunter • Plug-In UV Air Sanitizer is not purchased and used in the USA or Canada.

This warranty excludes and does not cover defects, malfunctions, or failures of the sanitizer which were caused by repairs by persons not authorized by us, use of parts, or accessories not authorized by us, mishandling, modifications, or damage to the sanitizer while in your possession, or unreasonable use, including failure to provide reasonable and necessary maintenance. This warranty does not cover sanitizers used in commercial applications. There are no express or implied warranties as to commercial purchasers or users.

To obtain service, contact Hunter • Customer Service at (855) 887-1440. You will be responsible for insurance and freight or other transportation to our factory service center. We will return the Plug-In UV Air Sanitizer freight prepaid. The Plug-In UV Air Sanitizer should be properly packaged to avoid damage in transit since we will not be responsible for any such damage. Proof of purchase is required when requesting warranty service. The purchaser must present a sales receipt or other document that establishes proof of purchase.