


EPIC Family ROAD TRIP x CLAYMORE

# CLAYMORE<sup>3</sup> heody+



## HEADY+ DIFFUSED RED / CLC-470BKDR USER MANUAL



### OPERATING MANUAL

**ON/OFF**

↓ 1X

Light turns on when pressing ON/OFF button shortly. Repeat to turn off the light.

**STEPLESS DIMMING**

↓ PRESS&HOLD

When light is on, press and hold ON/OFF button to adjust brightness to increase brightness. press and hold ON/OFF button once again to decrease brightness

\* Blinks once when Maximum and Minimum brightness is reached

**5 STEP DIMMING**

① ↓ ② ↓

When light is on while pressing down the ON/OFF button and press the ON/OFF button to control 5 step dimming

**CCT CHANGE**

↓ 1X

When light is on, press ON/OFF button shortly to change

\* 5 different light mode (Focused > Turbo > Flood)

**SOS-FLASH**

⌚ 2S ↓

When light is on, push ON/OFF button over 2 seconds to make SOS signal on each mode.

\* Activate only when power is on

**LOCK**

⌚ 5S ↓

To assure the does not accidentally turn on. Lock Start: When the light is off, press and keep the ON/OFF button for 5 seconds.

\* LED indicator blinks two times

\* Activate only when power is off

### 5 LIGHT MODE

**MODE1**

**FOCUS LIGHT(8")**  
LONG DISTANCE(NARROW)

**MODE2**

**FOCUS LIGHT(25")**  
SHORT DISTANCE(WIDE)

**MODE3**

**TURBO LIGHT**  
LONG DISTANCE(NARROW & WIDE)

\* Do not use Turbo mode for long periods of time as it may overheat the battery.

**MODE4**

**FLOOD LIGHT(RED)**  
SHORT DISTANCE(WIDE)

Red LED's emit a minimum amount of light, to ensure good vision at night without disturbance. The red light is less reflective, which optimizes reading material.

**MODE5**

**FLOOD LIGHT(COOL)**  
SHORT DISTANCE(WIDE)

Distributes light widely and evenly for maximum clearance.

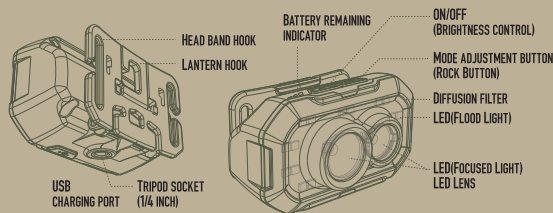
\* This lantern contains memory function that returns to the last setting when turn off and on.

This portable light contains Li-ion batteries. Please follow the user manual before use. If any abnormality is found in the product, discontinue use and contact the dealer or a service center where the product was purchased. Any modifications of this product will void the warranty. Misuse of CLAYMORE products may cause user harm.

### CAUTION

- Do not use near high temperatures such as fires or heating equipments. It may cause explosion and ignition.
- This product is water resistant. However, if left in the rain for a long time, it may cause malfunction. If the product gets soaked, please quickly wipe it off.
- Do not store or use in vehicles exposed to direct sunlight. It may cause explosion and malfunction.
- Do not touch the light source directly as it may become very hot during use.
- Do not use if the product exceeds the operating temperature range (-10 °C to 40 °C).
- Do not look directly into the LED light source.
- Please do not place in the reach of infants. It may cause swallowing of parts or injury.
- Adult supervision is necessary when used by children. Misuse of head lamp may cause injury or electric shock.
- Do not insert any metal parts into the terminal block of the connector. It may cause heat, explosion or electric shock.
- Do not disassemble or modify the product.
- Do not touch the connector with wet hands. There is a danger of electric shock.
- After use, be sure to turn off the power. If not, it may cause leakage.
- When adjusting the angle, please do not bend with force. It may cause damage to the product.
- Dropping or impacting the product can cause damage to the inside of the product, resulting in unexpected failures in normal use. Be careful not to apply impact to the body.

### COMPONENTS



### INSTRUCTIONS

● **HEADBAND**

Insert head band on the band hook of the product and adjust length to fit your head.

● **CLIP**

As shown in the figure, insert clip into the clip hole on the band hook and push until it makes a "Click" sound. It is attachable to any compatible surface.

● **ANGLE ADJUSTMENT**

MAXIMUM 90°

4 step tilt to light desired area.

● **LANTERN HOOK**

Mountable on Carabiner or hangable on a line with hook.

● **TRIPOD SOCKET**

Claymore Heody uses 1/4 inch tripod socket so it is compatible with all the 1/4 inch accessories.

\* accessories and connecting adapter is not included

### SPECIFICATION

LIGHT MODE	FOCUS LIGHT (8")		FOCUS LIGHT (25")		TURBO LIGHT		FLOOD LIGHT (COOL)		FLOOD LIGHT (RED)	
	MIN	MAX	MIN	MAX	MIN	MAX	MIN	MAX	MIN	MAX
BRIGHTNESS	35Lm	400Lm	35Lm	600Lm	35Lm	400Lm	10Lm	120Lm		
OPERATING TIME	70hour	6hour	40hour	4hour	70hour	6hour	90hour	10hour		
DISTANCE	3m	90m	5m	150m						

Product name	CLAYMORE heody+ Diffused Red	Size	74x44x44.2mm
Model name	CLC-470BKDR	Weight	103g
Battery capacity	Li-ion 3.6V 3,500mAh(12.60Wh)	Charging time	6 hour
Input	USB 5V 1A	Origin	MADE IN KOREA
Color temperature	Cool : 6200K (±15%), Red		

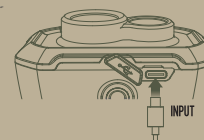
### CONTENTS



### CAUTION FOR LONG-TERM STORAGE

- \* If the battery is completely drained, the battery indicator might not flash. If this happens, plug the USB cable back in or press the button to turn the battery indicator on again.
- \* For long-term storage, fully recharge the battery. (Repeat every six months)
- \* Please keep in mind that if stored below -10°C the battery life may be affected.
- \* Please keep in a dry place without moisture.

### CHARGING METHOD



Open rubber cover and connect USB cable to charge.

### BATTERY CHECK



### BATTERY LEVEL INDICATOR

	0~33%	
	33~66%	Flickers
	66~99%	
	Fully charged	Stop

When charging, battery indicator will flicker in 3 step to show battery remaining. (Battery remaining will shown for 2 seconds in 1 step brightness on each mode)

### BATTERY PERFORMANCE

**RECHARGEABLE**

**CLAYMORE HEADY+**

3.6V 3,500 MAH 12.6WH (12.60WH)

**DISPOSABLE**

**AAA BATTERY**

1.5V 800MAH 1.2WH (12.55WH)

⚡ = 🔋

**10.5 PACKS**

\* By one full charge of Claymore Heody+, you can save 10.5 AAA disposable batteries going into the landfill.

### WARRANTY

Item	CLAYMORE heody+ Diffused Red
Model No.	CLC-470BKDR
Seller	
Date of Purchase	

- Thank you for purchasing CLAYMORE series of Prism Co., Ltd.
- This product has passed strict quality control tests. If the product is not functioning properly, please contact an authorized service center listed below.

### FREE SERVICE

- Failure of the product under normal operating conditions during the warranty period will be repaired by Prism or authorized service center on free of charge. Some shipping or handling charges may be involved.
- Warranty period: 1 year.

### CHARGED SERVICE

- Damage caused when the warranty period is over.
- Damage caused due to the user's mishandling, abuse, or improper operation.
- Damage caused by arbitrary or personal repair or disassemble in unauthorized service center.
- Damage from input electricity or cable defect.
- Damage caused by natural disaster.

### OFFICIAL IMPORT DISTRIBUTOR

Bigtent Outdoor Equipment Ltd. [www.bigtentoutdoors.com](http://www.bigtentoutdoors.com)  
[info@bigtentoutdoors.com](mailto:info@bigtentoutdoors.com)  
 904 Sherwood Ave, Coquitlam, BC V3K 1A6, Canada

### MANUFACTURER

Prism Co., Ltd. [www.claymorelight.com](http://www.claymorelight.com) / [www.prismlight.co.kr](http://www.prismlight.co.kr)  
[info@prismlight.co.kr](mailto:info@prismlight.co.kr)

