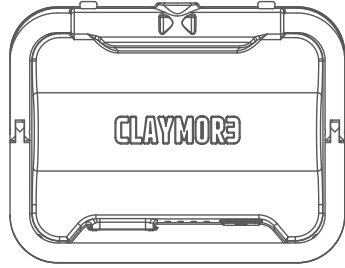


CLAYMORE3 ULTRA mini



User Manual

CLAYMORE ULTRA mini CLC-401(RD/BK/DG)

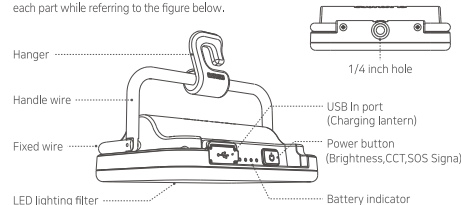
This portable light contains Li-ion batteries. Please follow the user manual before use. If any abnormality is found in the product, discontinue use and contact the dealer or a service center where the product was purchased. Any modifications of this product will void the warranty. Misuse of CLAYMORE products may cause user harm.

1. Caution

- ① Do not use near high temperatures such as fires or heating equipments. It may cause explosion and ignition.
- ② This product is water resistant. However, if left in the rain for a long time, it may cause malfunction. If the product gets soaked, please quickly wipe it off.
- ③ Do not store or use in vehicles exposed to direct sunlight. It may cause explosion and malfunction.
- ④ Do not touch the light source directly as it may become very hot during use.
- ⑤ Do not use if the product exceeds the operating temperature range (-10°C to 40°C).
- ⑥ Do not look directly into the LED light source.
- ⑦ Please do not place in the reach of infants. It may cause swallowing of parts or injury.
- ⑧ Adult supervision is necessary when used by children. Misuse of head lamp may cause injury or electric shock.
- ⑨ Do not insert any metal parts into the terminal block of the connector. It may cause heat, explosion or electric shock.
- ⑩ Do not disassemble or modify the product.
- ⑪ Do not touch the connector with wet hands. There is a danger of electric shock.
- ⑫ After use, be sure to turn off the power. If not, it may cause leakage.
- ⑬ When adjusting the angle, please do not bend with force. It may cause damage to the product.
- ⑭ Dropping or impacting the product can cause damage to the inside of the product, resulting in unexpected failures in normal use. Be careful not to apply impact to the body.

2. Components

Before using the product, please familiarize yourself with each part while referring to the figure below.

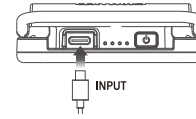


3. Operation

● Charging

- 1) Connect USB cable to the charging port.
- 2) The battery indicator flickers in 4 steps when charging.

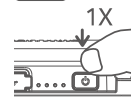
Battery indicator	Charging	Flickers
● ○ ○ ○	0~25%	Flickers
● ● ○ ○	25~50%	
● ● ● ○	50~75%	
● ● ● ●	75~100%	
● ● ● ●	Fully charged	Stops



※ All 4 indicators turn on when fully charged.

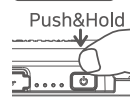
● LED Light

ON/OFF



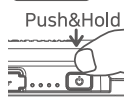
Press the power button to turn on/off the light.

Brightness Control



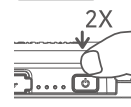
Hold on/off button to activate stepless dimming control.
※ Activate only when power is on.

SOS Signal



Hold on/off button to activate SOS signal.
※ Activate only when power is off.

CCT Change

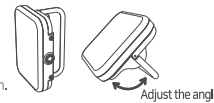


Press on/off button twice to change CCT.
Warm→Bright→Cool ※ Activate only when power is on.

Warm	LED light with low color temperature, warm light feels like ordinary gas lantern
Bright	LED light with a neutral color of daylight and comfortable feeling
Cool	LED light with high color temperature, cool light feels like ordinary fluorescent light

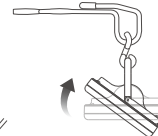
4. Angle Adjustment on the Flat Surface

- 1) Light can be placed vertically or horizontally when configuring on a flat surface.
- 2) Turn the metal handle to correct angle of lighting and place on flat surface to obtain desired lighting direction.




5. Installation

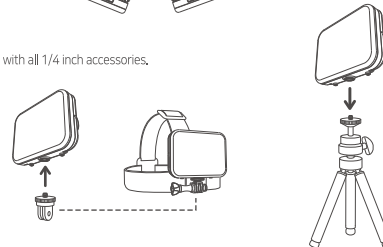
- 1) Turn the metal handle to adjust the angle of light.



- 2) Slide the hanger onto the metal handle to adjust the angle of light.



- 3) Compatible with all 1/4 inch accessories.



5. Specifications

Product name	CLAYMORE ULTRA mini
Model No.	CLC-401(RD/BK/DG)
Color temperature	Warm : 3000K , Bright : 4200K , Cool : 6500K (±15%)
Brightness	30~500 Lm
Run time	6hr ~ 24hr
Size	85×66×27mm
Weight	115g
Battery type/capacity	Li-ion 3.6V 3,500mAh(12.60Wh)
Charging time	6hr 30min
Input	USB 5V 1A
Origin	MADE IN KOREA

6. Contents



⚠ Caution for long-term storage

- * If the battery is completely drained, the battery indicator might not flash. If this happens, plug the USB cable back in or press the button to turn the battery indicator on again.
- * For long-term storage, fully recharge the battery, (Repeat every six months)
- * Please keep in mind that if stored below -10°C the battery life may be affected.
- * Please keep in a dry place without moisture.

Warranty

Item	CLAYMORE ULTRA mini
Model No.	CLC-401(RD/BK/DG)
Seller	
Date of Purchase	

1. Thank you for purchasing CLAYMORE series of Prism Co., Ltd.
2. This product has passed strict quality control tests. If the product is not functioning properly, please contact an authorized service center listed below.

Free Service

- 1) Failure of the product under normal operating conditions during the warranty period will be repaired by Prism or authorized service center on free of charge. Some shipping or handling charges may be involved.

- 2) Warranty period: 1 year.

Charged Service

- 1) Damage caused when the warranty period is over.
- 2) Damage caused due to the user's mishandling, abuse, or improper operation.
- 3) Damage caused by arbitrary or personal repair or disassemble in unauthorized service center.
- 4) Damage from input electricity or cable defect.
- 5) Damage caused by natural disaster.

Official Import Distributor

Bigtent Outdoor Equipment Ltd. www.bigtentoutdoors.com
info@bigtentoutdoors.com

Manufacturer

Prism Co., Ltd. www.claymorelight.com / www.prismlight.co.kr
info@prismlight.co.kr
101-1501, Chunui-Technopark, Bucheon-ro 198 Road, 36,
Bucheon-si, Gyeonggi-do, Korea