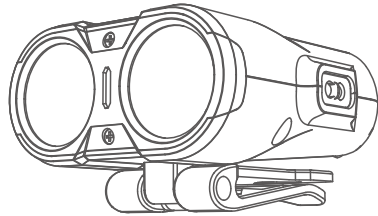


CLAYMORE Cap on



User Manual

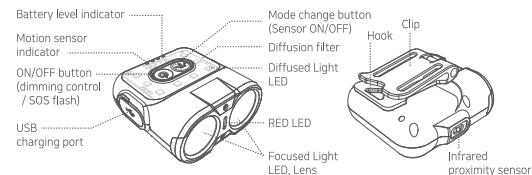
CLAYMORE Cap on 120H CLP-135(BK/TN)

This portable light contains Li-Polymer batteries. Please follow the user manual before use. If any abnormality is found in the product, discontinue use and contact the dealer or a service center where the product was purchased. Any modifications of this product will void the warranty. Misuse of CLAYMORE products may cause user harm.

Caution

- ① Do not use near high temperatures such as fires or heating equipments. It may cause explosion and ignition.
- ② This product is water resistant. However, if left in the rain for a long time, it may cause malfunction. If the product gets soaked, please quickly wipe it off.
- ③ Do not store or use in vehicles exposed to direct sunlight. It may cause explosion and malfunction.
- ④ Do not touch the light source directly as it may become very hot during use.
- ⑤ Do not use if the product exceeds the operating temperature range (-10 °C to 40 °C).
- ⑥ Do not look directly into the LED light source.
- ⑦ Please do not place in the reach of infants. It may cause swallowing of parts or injury.
- ⑧ Adult supervision is necessary when used by children. Misuse of head lamp may cause injury or electric shock.
- ⑨ Do not insert any metal parts into the terminal block of the connector. It may cause heat, explosion or electric shock.
- ⑩ Do not disassemble or modify the product.
- ⑪ Do not touch the connector with wet hands. There is a danger of electric shock.
- ⑫ After use, be sure to turn off the power. If not, it may cause leakage.
- ⑬ When adjusting the angle, please do not bend with force. It may cause damage to the product.
- ⑭ Dropping or impacting the product can cause damage to the inside of the product, resulting in unexpected failures in normal use. Be careful not to apply impact to the body.

Components



Operation



Press **⏻** shortly to turn on light.
Repeat to turn off light.



When light is ON, press and hold **⏻** button to increase brightness, Repeat to decrease brightness.
※ Light blink once when Maximum and Minimum brightness is reached.



Hold down **⏻** button and press **⏻** button to sequence to adjust brightness in 5 steps.

Mode Change



When light is ON, press **⏻** button shortly to change mode.
※ 3 different light modes (Focused>Red>Flood)



SOS-Flash



When light is OFF, press **⏻** button over 2seconds to access SOS signal.

[Sensor Mode]



When light is ON, press **⏻** button over 2 seconds to activate Sensor Mode. Repeat to inactivate Sensor Mode.



While sensor operating, sensor indicator will flash.
When Sensor is ON, wave hand by the sensor to turn the light on and off.
※ Detection distances range: 1-5cm

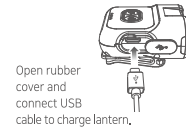
Sensor mode automatic OFF function

To reduce unnecessary power consumption, the sensor mode will automatically turn off after 5hours when there is no movement.

To prevent false sensor detection, turn off sensor when storing after use.

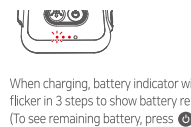
△ The sensor may not work under sunlight or in very bright places.

Charging Method



Open rubber cover and connect USB cable to charge lantern.

Battery Level Check



When charging, battery indicator will flicker in 3 steps to show battery remaining. (To see remaining battery, press **⏻** button)

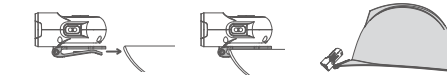
Battery level indicator	
⬆️ ⬆️ ⬆️ 0-33%	Flickers
⬆️ ⬆️ ⬆️ 33-66%	Flickers
⬆️ ⬆️ ⬆️ 66-99%	Flickers
⬆️ ⬆️ ⬆️ Fully charged	Stop

※ This lantern contains memory function that returns to the last setting when turn off and on.

Instructions

● Attaching to a Cap & Hard Hat

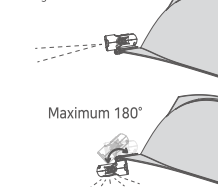
Fully insert clip to the visor of the cap/hard hat and adjust angle to use properly.



※ Please check if the clip is fully attached to cap bill before use.

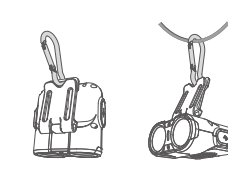
● Angle adjustment

Adjustable up to 180 degrees and easy to use focused and diffused light.



● Lantern Hook

Compatible with carabiner or hang on string with hook.

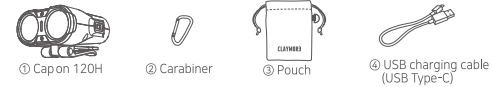


Specification

	Focused Light(8.5')		Diffused light(Red)		Diffused light(Cool)	
	MIN	MAX	MIN	MAX	MIN	MAX
Brightness	30Lm	500Lm	1Lm	20Lm	30Lm	400Lm
Operating time	24hour	2hour	90hour	7.5hour	45hour	2hour
Distance	8m	105m				

Product name	CLAYMORE Cap on 120H	Size	56,6×55×34,5mm
Model No.	CLP-135(BK/TN)	Weight	59g
Battery capacity	Li-Polymer 3.7V 1,200mAh(4,44Wh)	Charging time	2hour
Input	USB 5V 1A	Origin	MADE IN KOREA
Color temperature	Cool : 5700K / Red		

Contents



⚠ Caution for long-term storage

- * To prevent false sensor detection, turn off sensor when storing after use. If this happens, plug the USB cable back in or press the button to turn on the indicator again.
- * If the battery is completely drained, the battery indicator might not flash. If this happens, plug the USB cable back in or press the button to turn the battery indicator on again.
- * For long-term storage, fully recharge the battery. (Repeat every six months)
- * Please keep in mind that if stored below -10°C the battery life may be affected.
- * Please keep in a dry place without moisture.

Warranty

Item	CLAYMORE Cap on 120H
Model No.	CLP-135(BK/TN)
Seller	
Date of Purchase	

1. Thank you for purchasing CLAYMORE series of Prism Co., Ltd.
2. This product has passed strict quality control tests. If the product is not functioning properly, please contact an authorized service center.

Free Service

- 1) Failure of the product under normal operating conditions during the warranty period will be repaired by Prism or authorized service center on free of charge. Some shipping or handling charges may be involved.
- 2) Warranty period: 1 year.

Charged Service

- 1) Damage caused when the warranty period is over.
- 2) Damage caused due to the user's mishandling, abuse, or improper operation.
- 3) Damage caused by arbitrary or personal repair or disassemble in unauthorized service center.
- 4) Damage from input electricity or cable defect.
- 5) Damage caused by natural disaster.

Official Import Distributor

Bigtent Outdoor Equipment Ltd. www.bigtentoutdoors.com
info@bigtentoutdoors.com

Manufacturer

Prism Co., Ltd. www.claymorelight.com / www.prismlight.co.kr
info@prismlight.co.kr
101-1501, Chunui-Technopark, Bucheon-ro 198 Road, 36,
Bucheon-si, Gyeonggi-do, Korea