


Trellis Support

What's in My Box?




1 TRELLIS



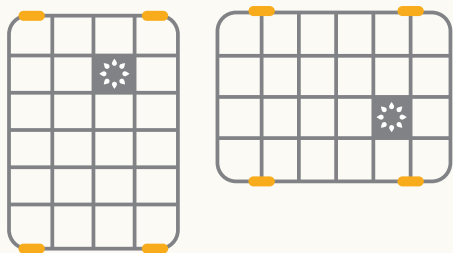
4 MAGNETIC
TRELLIS CLIPS



18 PLANT TIES

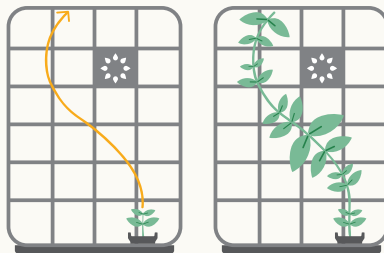


01 Trellis Layout



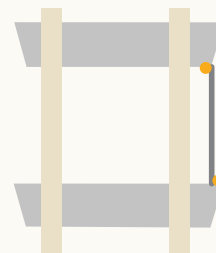
You can clip your Trellis to either your Base, or Extension levels by simply rotating it 90° and rearranging your Trellis Clips.

02 How to use it



Your Trellis is designed to help you guide your vining plants up and out of the way of the rest of your plants.

03 Clipping to your Garden



Place your Trellis Clips facing inward on top, and outward on the bottom. Your bottom Trellis Clips will attach to the inside of your metal tray.

A note about our packaging: This is the first time you are seeing plastic. We receive this product from our manufacturer this way, but choose to reuse the bag in order to limit our own waste. However, this plastic is biodegradable with the use of "Controlled-Life" technology. This means your bag will break down over time as it interacts with sunlight, air, and water. It is also HDPE recyclable. We recommend only composting with commercial compost services as back yard composts will not break down your bag fast enough. As with all of our packaging products, please reuse and recycle in order to limit waste.