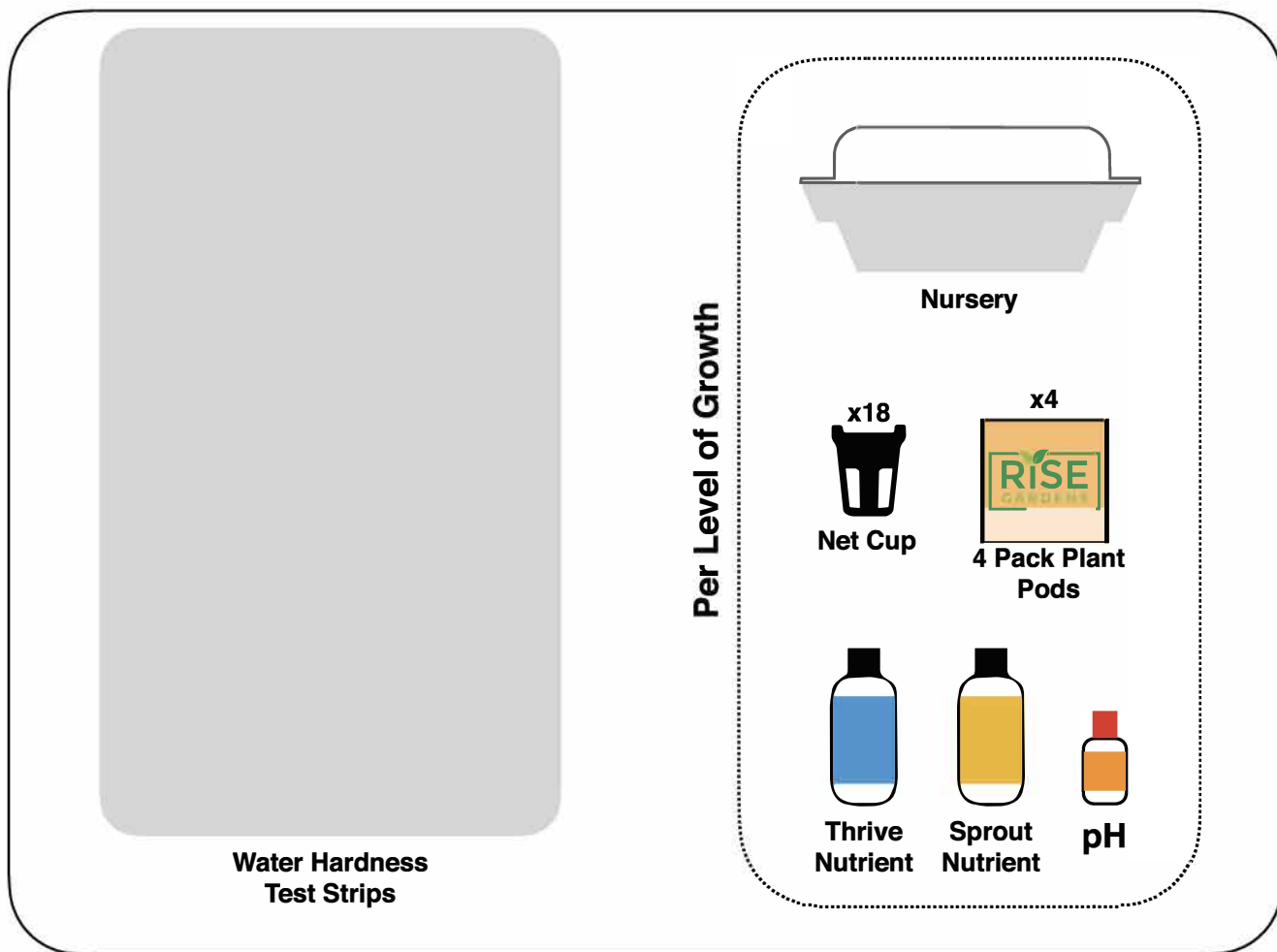




## Welcome To Growing Without Seasons

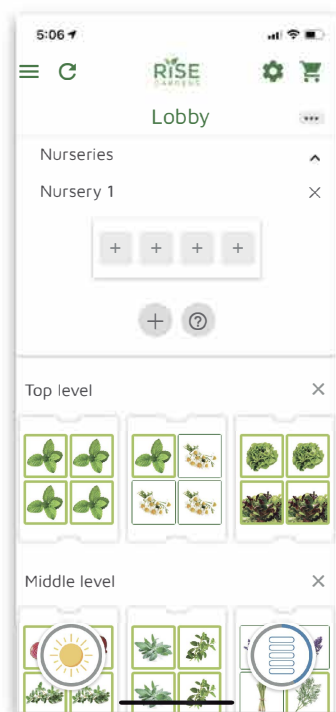
### What's In My Box?



#### Before You Grow

Before you grow your plants, we need to know about the water that you will be using. **Download our Rise Gardens app** from the Google Play or App Store, create an account, and add your Garden. Once set up, you can enter your Water Quality Data by using the strips below and answering some questions about your water source. **This information impacts how much pH Balance you need to add given the quality of your water.**

# Getting Your Nursery Started



## Step 1

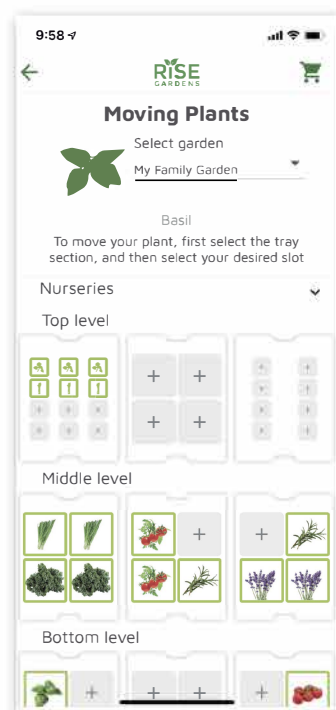
Once you've set up your account and entered your water quality data, you can add plants to your Nursery. Do this by clicking any open spot (plus sign) and adding the plant you wish to grow. Your Nursery is where you will start all your plants before putting them into the Garden.



## Step 2

Open your plant pods, poke a hole as directed, or remove the foil, and place them into Net Cups. Push them all the way in so the bottom of the pod touches the bottom of the Net Cup. Make sure to only plant as many pods as open spaces in your Garden.

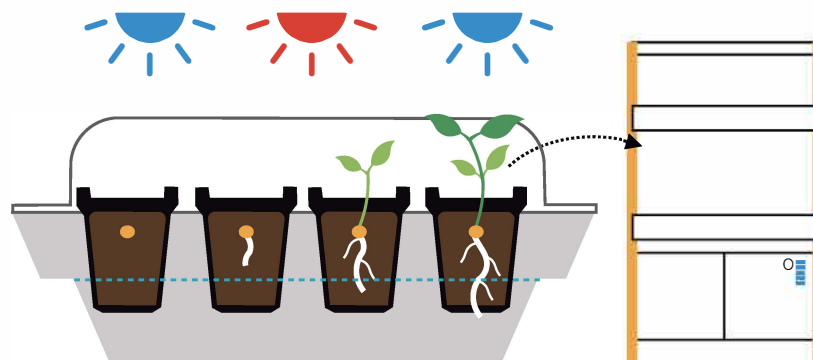
**If you don't add them to your app, you won't start their growth timer and your app's nutrient calculations will be wrong!**



## Step 4

Watch your plants grow! Most plants will sprout in the first 7 days, while some take up to 14.

The plant is ready to be moved out of the Nursery when it grows its second set of leaves, or when it hits the top of the lid.



## VERY IMPORTANT

**The app needs to know the correct age and variety of the plants in your Garden in order to add nutrients with Smart Care, so make sure to indicate in the app when you move plants from your Nursery to your Garden. To do this, select the plant with a long hold, or select the "Move" icon from inside the individual plant profile.**



## Step 5

Click the floating CARE button in the lower right side of your app to add nutrients. You can use the tick marks on the side of your starter nutrients bottles to add nutrients to your Garden. **The starter nutrients will last you 1 month of growth** so remember to purchase more nutrients after adding your plants to your Garden. You will also need to purchase our 'Blossom' nutrient if you plan on growing any fruiting or flowering plants.

Enjoy! Most plants take 1-2 months until they are ready to harvest. Also, remember to **start new plants 1-2 weeks before you harvest something** to minimize wait time and maximize Garden output.

