

200  
Pages

# Language Arts Practice

# word mats

## SCHOOL YEAR

Proud to Be Primary  
**bundle**

4 Activities on  
Each Sheet

**Name:** Lauren **Date:** Sept. 3

**Printing**  
Trace and print the upper and lower case letters on the lines.

Aa Aa Aa Aa  
Bb Bb Bb Bb

**Rhyming Words**  
Spell and draw 2 words that rhyme with cat.

cat 1. hat 2. bat

**Capitalization**  
Rewrite the names of the students starting with a capital letter.

lucy Nathan  
mark Kate

**Phonics**  
Write the initial sound of the school pictures.

b s  
c p  
d a

**Name:** Audrey **Date:** Oct. 3

**Sight Words**  
Read them, and read them words.

with with with  
they they they

**Prepositions**  
Circle the correct preposition from the word bank in the blank spaces beside each picture.

The boy is lying in the leaves.  
The boy is standing behind the pumpkins.  
The girl is on top of the leaf pile.

**Phonics**  
Circle the correct ending sound.

**Words Bank** on top behind in

**Name:** Amelia **Date:** Nov. 28

**Syllables**  
Circle the correct number of syllables for each word.

turkey 103  
leaf 023  
skunk 103  
spider 103  
planet 103  
slippers 103

**Blends**  
Write the correct number of the beginning of each word. Circle the correct number of the ending of each word.

skunk spider stick  
planet slippers leaf

**Vowels**  
Write the correct vowel sound for each picture. The vowel one is 1, 2, or 3.

cat fax leg  
six rug tap

**Sentences**  
Complete the sentences and write what you see. Remember to use ending punctuation.

1. My mom cooks a yummy turkey!  
2. In the fall, I love to play in the leaves.

No- Prep



26 Skills



Printable & Digital






# Daily Language Practice

Proud to Be Primary

# word mats

## What's Included in this Bundle

- ♥ 10 months of daily language arts review pages (200 in total)
- ♥ Provides spiral ELA practice for each month of the school year!
- ♥ Covers 26 skills & aligns to the Common Core standards.
- ♥ Created for 1<sup>st</sup> & 2<sup>nd</sup> grade
- ♥ Google Slides, Interactive Powerpoint Files, & images for Seesaw are included!
- ♥ Great for small groups, intervention, assessments, literacy centers, & more!



# Daily Language Practice

# word mats



200 Word Mats for the year. Every mat is different.  
Each mat covers 4 different language skills and standards.



Seasonal clip art and graphics used to illustrate.



Each section is clearly explained and represented.


**Name:** \_\_\_\_\_ **Date:** \_\_\_\_\_

**Digraphs**  
Write the correct initial digraph at the beginning of each word.  
Digraphs are CH, SH, WH, PH, TH



 **\_\_alk**       **\_\_one**

 **\_\_irt**       **\_\_oto**


 **\_\_istle**       **\_\_air**

 **\_\_oe**      **13** **\_\_irteen**




**Printing**  
Trace and print the upper and lower case letters on the lines.




 

**Sentences**  
Circle the sentence that matches the picture.

  
 The crayons and pencil were on the floor.  
 The crayons and pencil were on the desk.  
 The desk and pencil were on the crayons.

**Adjectives**  
Look at the pictures. Write an adjective to describe the nouns.

 \_\_\_\_\_  \_\_\_\_\_  \_\_\_\_\_

 \_\_\_\_\_  \_\_\_\_\_  \_\_\_\_\_

© 2013 to Present - Elyse Proud to be Primary

Bolded instructions helps kids focus on important information.


Quick review activities to help build fluency with ELA standards.


A large variety of language arts activities.






**Name:** Chase **Date:** April 5

**Printing**  
Trace and print the letters on the lines.


a a a a a a a a 


b b b b b b b b 

**Rhyming Words**  
Spell and draw 2 words that rhyme with hose.



hose  1. rose  2. nose 



**Capitalization**  
Rewrite the sentences with capital letters for the beginning, the word I, and names.



 lucy played a trick on danny.  
Lucy played a trick on Danny.

 i found 20 easter eggs.  
I found 20 Easter eggs.

**Phonics**  
Write the initial sound of the spring items.

   
c b

   
f e

   
s r

© Proud to be PRIMARY 2016

Proud to be Primary

# Skills covered in word mats

- ♥ rhyming words
- ♥ sentence structure
- ♥ vocabulary
- ♥ printing
- ♥ punctuation
- ♥ sight words
- ♥ spelling
- ♥ capitalization
- ♥ vowels (short & long)
- ♥ phonics
- ♥ blends & digraphs
- ♥ vowel teams
- ♥ grammar
- ♥ compound words
- ♥ letter sounds

"These are absolutely wonderful!! My students do these every morning. I love all of the skills they have to practice. I also love that each day is just a little different, keeping them engaged in the new tasks."

Name: Anna

### Digraphs

Write the correct initial digraph at the beginning of each word.  
Digraphs are CH, SH, WH, PH, TH



chest



throne



thorn



whisker



shamrock



thermos



photo

rabbit

snake

### Sentences

Circle the sentence that matches the picture.



- Santa is holding a gift by the fire.
- An elf is holding a list by the fire.
- Santa is holding a list by the fire.

### Adjectives

Look at the pictures. Write an adjective to describe the nouns.



big



soft



sweet



red



pretty







jolly



# Digital word mats

**Name:** \_\_\_\_\_ **Date:** \_\_\_\_\_




**Spelling**  
Say each picture, sound it out, and spell the CVC.

 \_\_\_\_\_  \_\_\_\_\_  
 \_\_\_\_\_  \_\_\_\_\_

**Printing**  
Print the letter pairs into the correct letterboxes.

Aa Bb Cc Dd Ee Ff

Ff Aa Dd  
Cc Ee Bb

**Sentences**  
Fill in each sentence with a word that fits.

1. I like to go \_\_\_\_\_ in the pool.
2. She wears a \_\_\_\_\_ coat to school.
3. They saw a \_\_\_\_\_ at the corner.
4. He had a drink of \_\_\_\_\_ in a cup.

**Inflectional Endings**  
Trace and add an 's' to the end of the words. Insert a picture to match its meaning.

cat \_\_\_\_\_  
star \_\_\_\_\_  
car \_\_\_\_\_

© 2013 to Present - Edna Byrns, Proud to be Primary.

Proud to be Primary

# Images to Use in Seesaw

# word mats

Image files for each sheet are included for use with Seesaw or another secure, password-protected platform for your classroom of students.



Slide1



Slide2



Slide3



Slide4



Slide5



Slide6



Slide7



Slide8



Slide9



Slide10



Slide11



Slide12



Slide13



Slide14



Slide15



Slide16



Slide17



Slide18



Slide19



Slide20



Slide21



Slide22



Slide23



Slide24



Slide25



Slide26



Slide27



Slide28

There is also an interactive PowerPoint file included that you can upload and use in Microsoft Teams.



Name: DanielleDate: Feb. 20**Digraphs**

Write the correct initial digraph at the beginning of each word.  
Digraphs are CH, SH, WH, PH, TH



white



sheriff



shell



whizz



wheat



wheel





high



chalk

**Printing**

Trace and print the words on the lines

quarter quarter rose rose **Sentences**

Circle the sentence that matches the picture

 Jane and Lucy are selling kisses. Jane and Mark are selling hearts. Mark and Lucy are selling hugs.**Adjectives**

Look at the pictures. Write an adjective to describe the noun



pink



colorful



hot



loud



tasty



orange

# Use **word mats** for...

- ♥ Independent reading
- ♥ Small group instruction
- ♥ Fast finishers
- ♥ Reader's Workshop
- ♥ Morning work
- ♥ Assessments
- ♥ Literacy centers
- ♥ Sub-plans
- ♥ Home practice



# Why You Need

# word mats

- Word Mats are aligned to the **Common Core Standards** and covers **26 skills each month (4 on each page)**.
- Word Mats help **build English Language Arts skills** and provide daily **review and practice in 1<sup>st</sup> grade** (challenge for K & review in 2<sup>nd</sup> grade).
- Create booklets of morning work activities that students can work on independently each morning and build important skills at the same time!
- **200 simple and no-prep worksheets** to engage students with each day.







- **Save time** as your word work activities are ready for you! Great in sub-plans or for your fast finishers!
- This **versatile resource** is great for small group instruction, morning work, literacy centers, home practice, online practice, and more!

"I used these every day this year and my students loved them. Used them in conjunction with the daily poetry mats and it balanced out my literacy block really well. Mats were clear and easy to follow for the students."

**Name:** \_\_\_\_\_

**Digraphs**  
Write the correct initial digraph at the beginning of each word.  
Digraphs are CH, SH, WH, PH, TH

 chain	 whistle
 wheel	 cherry
 sheep	 thumb
 three	 shark

**Date:** Oct. 25



**Printing**  
Trace and print the upper and lower case letters on the lines.

Qq Qq Qq  
Rr Rr Rr

**Sentences**  
Circle the sentence that matches the picture.

- An owl and an apple sat on the ground.
- A pumpkin and an owl sat on the ground.
- A pumpkin and an apple sat on the ground.

**Adjectives**  
Look at the pictures. Write an adjective to describe the nouns.

 orange	 colorful	 yummy
 small	 scary	 big

Prroud to Be Primary © 2015



# Teachers Love

Proud to Be Primary

# word mats

★★★★★ Extremely satisfied

I love these mats! They are simple and engaging. Students can do them during morning work or during catch up time. Perfect for a daily review!

★★★★★ 5.0

These are so great for struggling second graders to use when my other students are doing second grade level word/grammar work. They feel so proud and independent and are working on the same skills, just at their level. Love the layout and simplicity and spiral of skills.

WONDERFUL. Many thanks!

★★★★★ 5.0

These mats are phenomenal. They make for an easy check, independent work, or even a quick assessment to see how my students are understanding a concept. The passages are great, the clipart is well placed, and the questions are spot on!

★★★★★ Extremely satisfied


I'm really pleased with my recent purchases with Proud to be Primary. This is one of them. Word work can be hard to get to but this product helps incorporate it easily during the school day.

# Want more word work?

Gain more fun word work activities to use in K-2!



## Literacy resources for K-2



Click the images to see literacy resources with  
**EVERYTHING** you need for the whole year!



# Want a FREE Sample of word mats?



Click below to GET A FREE SET OF  
Word MATS FOR FREE!



I'd love for you to try this  
resource with your  
students to see if they  
are a perfect fit for your  
students!

[CLICK HERE TO  
GRAB YOUR  
FREE SAMPLE!](#)