

Syllables phonics mats


Name: _____

3

Picture Search

Find 4 pictures that have three syllables. Color.

Date: _____



Tap, Read, Write

Touch each syllable and read it. Then, blend the syllables to read the word. Write the word.

den tist

dentist

pic nic

picnic

ap ri cot

apricot

Count and Color

Touch the picture and say the word. Count the number of syllables and color that number of



© 2013 - Present, Eylee Rycraft - Proud To Be Primary

www.proudtobeprimary.com

25 Pages of Activities

Decodable, Comprehension Passages

Syllable Isolation, Blending, & Counting

Engaging Phonics Activities

No-Prep & Versatile

Printable & Google Slides by Proud to Be Primary

phonics mats

Syllables Comprehension

2 Levels of fluency pages and follow-up comprehension questions and activities to complete.

Repeated readings to work on fluency.

Various tasks to check for understanding.

Name: _____ Date: _____

Point and Read
Touch each syllable and say it. Then blend to read the word. Do this 3 times and color a shape each time.

cat pig fat
hot dog hotdog
pumpkin pumpkin

fantastic
fantastic

☆☆☆

Find It
Touch the picture and say the word. Then, circle the number of syllables in the word.

	1	2	3
	1	2	3
	1	2	3

Write It
Tap the syllables and blend the syllables to read the word. Then, write the word.


al	pha	bet
----	-----	-----

© 2015 - Present, Elise Reynolds - Proud To Be Primary | www.proudtobeprimary.com


Name: _____ Date: _____

Cat and Bat's Hats
Read the passage 3 times. Color in a shape each time.

Cat and Pig went to get a pumpkin. They had to get up a big hill. Cat got a big fat pumpkin. Pig got a hotdog. Cat and Pig had a fantastic trip. Cat and Pig felt sad and upset when they had to go.



Illustrate the Story
Draw a picture about the story.



Complete the Activity
Circle 4 words that have one syllable. Write them below.

1. _____	3. _____
2. _____	4. _____

Answer the Questions
Read the questions and answer them using complete sentences.

1. What did pig get? How many syllables does it have?

2. How did Cat and Pig feel at the end?

© 2015 - Present, Elise Reynolds - Proud To Be Primary | www.proudtobeprimary.com

Practice blending and writing syllables.

Comprehension checks.

Name: _____ Date: _____

Point and Read

Touch each syllable and say it. Then, blend to read the word. Do this 3 times and color a shape each time.

cat pig fat

hot dog hotdog

pumpkin pumpkin

fantastic

fantastic



Find It


Touch the picture of the object. Say the number of syllables in the word. Then, circle the number.



1 2 3



1 2 3



1 2 3

Write It

Tap the syllables and blend the syllables to read the word. Then, write the word.

al phab et

Name: _____ Date: _____

Cat and Bat's Hats

Read the passage 3 times. Color in a shape each time.

Cat and Pig went to get a pumpkin. They had to get up a big hill. Cat got a big fat pumpkin. Pig got a hotdog. Cat and Pig had a fantastic trip. Cat and Pig felt sad and _____ when they had to go _____



Illustrate the Story

Draw a picture to illustrate the story.



Complete the Activity

Circle words that have one syllable. Write them below.

1. _____	3. _____
2. _____	4. _____

Answer the Questions

Read the questions and answer them using complete sentences.

1. What did pig get? How many syllables does it have?

2. How did Cat and Pig feel at the end?

phonics mats

Syllable Activities – Type #1

Students practice recognizing, producing, and writing with syllables.

Work on sentence writing.

Name: _____ Date: _____


Write A Sentence


Tap the syllables and blend them to read the word. Trace the word and write a sentence using that word.


in | sect insect

Fill It In

Touch the picture and say the word. Then, fill in the missing syllable.


 | cake


 rab |


 | ca | no


Count It Up

Touch the picture and say the word. Count the syllables and write the number on the line.

 _____


 _____

 _____

 _____



Isolate and write syllables.



Practice listening for and counting syllables.

Name: _____ Date: _____

Write A Sentence

Tap the syllables and blend them to read the word. Trace the word and write a sentence using that word.

in sect

insect

Fill It In


Touch the picture and say the word.
Then, fill in the missing syllable.



cu e




ra





ca no

Count It Up

Count the syllables in the picture and say the word.
Count the syllables and write the number on the line.









phonics mats

Syllable Activities – Type #2

Students practice recognizing, producing, and writing with syllables.

Finding words with specific number of syllables.

Time: _____ Date: _____

3

Picture Search
Find 4 pictures that have three syllables. Color.

Tap, Read, Write
Touch each syllable and read it. Then, blend the syllables to read the word. Write the word.

den	tist	_____	
pic	nic	_____	
ap	ri	cot	_____

Count and Color
Touch the picture and say the word. Count the number of syllables and color that number of circles.

© 2013 - Present, Elyse Rycroft - Proud To Be Primary www.proudtobepimary.com

Practice reading and writing words with syllables.


Practice listening for and counting syllables.

Name: _____ Date: _____

Picture Search

Find 4 pictures that have three syllables. Circle them.

3






Tap, Read, Write

Touch each syllable and read it. Then, blend the syllables to read the word. Write the word on the lines.

den	ut	_____	
pic	n	_____	
ap	ri	ot	_____

Count and Color

Look at the picture and say the word. Count the number of syllables and color that number of circles.

	○	○	○	○
	○	○	○	○
	○	○	○	○

phonics mats

Syllable Activities – Type #3

Students practice recognizing, producing, and writing with syllables.

Matching pictures with their number of syllables.

Name: _____ Date: _____

Count & Match

Touch each picture and say the word. Draw a line to the number of syllables in the word.



1



2



3



1



2

© 2013 - Present, Elyse Rycroft - Proud To Be Primary

Word Search

Look in the table and circle the one syllable words.

Q	F	W	R	E	H	R
B	A	T	E	F	I	N
T	N	U	D	Y	P	D
U	I	B	O	P	A	O
S	N	E	T	D	F	G

BAT

RED

HIP

DOG

TUB

FAN

NET

FIN

Read and Find

Touch each syllable and read it. Blend the syllables to read the word. Circle the picture that matches the word.

dra gon



oc to pus



Practice reading and blending syllables.

Proud to Be Primary

Recognize and find words.

Name: _____ Date: _____

Count & Match


Touch each picture and say the word.
Draw a line to the number of syllables in the word.




1



2



3



1



2

Word Search

Look in the table and circle one of the words.

Q	F	W	A	E	I	R
B	A	T	E	F	N	N
T	N	I	P	P	D	
U	I	C	P	A	O	
S	I		D	F	G	

B

D

HIP

DOG

TUB

FAN


NET

FIN



Read and Find

Read each syllable and read it. Blend the syllables to read the word.
Circle the picture that matches the word.

dra gon



oc to pus



phonics mats





Syllable Activities – Type #4

Students practice recognizing, producing, and writing with syllables.

Name: _____ Date: _____




This or That

Say the picture in the middle. Circle the number on the left or right that matches the number of syllables.

1		2
2		1
3		2
1		2



Match It Up!

First, draw a line to match the picture to the word. Then, draw a line to the number of syllables in the word.

	sun	set	3	
	clip		2	
	fish	er	man	1

Say, Draw, Write

Touch the picture and say the word. Write the number of syllables on the line. Draw boxes for each syllable and write the syllables.

	_____	_____
	-----	-----
	_____	_____
	-----	-----

Practice isolating and counting syllables in a word.


Opportunities to blend and count syllables.

Fine motor practice with writing words.

Name: _____ Date: _____

This or That

Say the picture in the middle. Circle the number on the left or right that matches the number of syllables.

1  2

2  1

3  4

1  2

Match It Up!

First, draw a line to match the picture to the word. Then, draw a line to the number of syllables in the word.

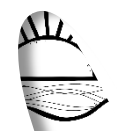


sun



er

2




er man

1

Say, Draw, Write

Say the picture and say the word. Write the number of syllables on the line. Draw boxes for each syllable and write the syllables.



phonics mats

Syllable Activities – Type #5


Students practice recognizing, producing, and writing with syllables.



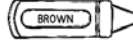
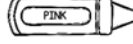
Fun, engaging coloring activity.

Name: _____ Date: _____

Color The Syllables

Color the picture according to the code.




- 1 syllable words 
- 2 syllable words 
- 3 syllable words 
- 4 syllable words 

Students listen to, isolate, and count syllables in a variety of words.

Name: _____ Date: _____

Color The Syllables

Color the picture according to the code.



1 syllable
words



2 syllable
words



3 syllable
words



4 syllable
words



phonics mats

Syllable Activities – Type #6

Students practice recognizing, producing, and writing with syllables.

Name: _____ Date: _____

Count and Sort

Cut, sort, and glue the pictures based on how many syllables they have.

1

2

3

Fun, engaging cutting and gluing activity.

Fine motor work.



© 2003 - Present, Ellyse Rycroft - Proud To Be Primary

www.proudtobepimary.com

Practice isolating and counting syllables in a word.

Name: _____ Date: _____

Count and Sort

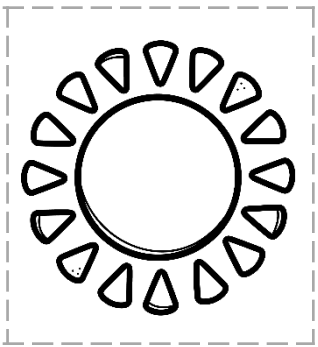



Cut, sort, and glue the pictures based on how many **simple shapes** they have.

1

2

3

sample



Digital phonics mats

Proud to Be Primary

Name: _____

Date: _____

Write A Sentence

Tap the syllables and blend them to read the word. Trace the word and write a sentence using that word.

kit ten kitten

Fill It In

Touch the picture and say the word.
Then, fill in the missing syllable.



ster



hel



e ton

Count It Up

Touch the picture and say the word.
Count the syllables and write the number on the line.



© 2013 - Present, Elyse Bycroft - Proud To Be Primary

www.proudtobeprimary.com

pic
table
our

A link and instructions are provided to make a copy of a Google Slides™ document that you can use with your students.

Name: _____

Date: _____

Count & Match

Touch each picture and say the word.
Draw a line to the number of syllables in the word.



Word Search
Look in the table and circle the letters.



Date: _____

Illustrate the story
Write a picture about the story.

Name: _____

Cat and Pig's Hats
Read the passage 3 times. Color in a shape.

Cat and Pig went to
pumpkin. They had to
big hill. Cat got a
pumpkin. Pig got a
and Pig fell
when the



Name: _____

Date: _____

3

Picture Search

Find 4 pictures that have three syllables. Color.



Tap, Read, Write

Touch each syllable and read it. Then, blend the syllables
to read the word. Write the word.

den tist

dentist

pic nic

picnic

ap ri cot

apricot

Count and Color

Touch the picture and say the word. Count the
number of syllables and color that number of circles.



Use phonics mats for...

- ♥ Independent reading
- ♥ Reader's Workshop
- ♥ Small group instruction
- ♥ Morning work
- ♥ Literacy centers
- ♥ Fast finishers
- ♥ Assessments
- ♥ Sub-plans
- ♥ Home practice

Why You Need

phonics mats

- Phonics Mats are aligned to the Science of Reading and Common Core Standards (Reading Foundational Skills, K-1)
- Phonics mats help build reading fluency through repeated reading and provide syllable isolation, blending, and counting practice.
- Help students build reading comprehension skills with follow-up questions and activities for each decodable passage.
- 25 engaging phonics mats to provide variety and keep interest high!



- Save time as your phonics & syllable activities are ready for you!
- This no-prep, versatile resource is great for independent reading, reader's workshop, small groups, sub-plans, morning work, literacy centers, home practice, and more!

Want a FREE Sample of phonics mats?



Click below to GET A FREE SET OF
phonics MATS FOR FREE!



I'd love for you to try this
resource with your
students to see if they
are a perfect fit for your
students!

CLICK HERE TO
GRAB YOUR
FREE SAMPLE!


Learn More About TEACHING PHONICS

Find simple and fun ways to teach phonics with hands-on activities and worksheets.

CLICK to learn more!



Literacy Resource Bundles for K-2



Click the images to see the different literacy bundles and resources to help you teach kids to read and spell!