

September SEL MORNING MEETINGS

4 Weeks of Editable Materials

Proud to Be
Primary



Slides

Cards

Posters

Planner

SEL MORNING MEETINGS

What's Included in this Resource

- ♥ A month of morning meeting slides (4 weeks + extra week to customize)
- ♥ 105 EDITABLE slides
- ♥ A variety of greetings, sharing questions, & activities included
- ♥ Morning message slides
- ♥ Beautiful, unique clipart
- ♥ BONUS 1: Printable cards for every slide
- ♥ BONUS 2: Planner templates to organize meetings
- ♥ BONUS 3: Guideline & routine posters to teach expectations



SEL MORNING MEETINGS

See What's Included

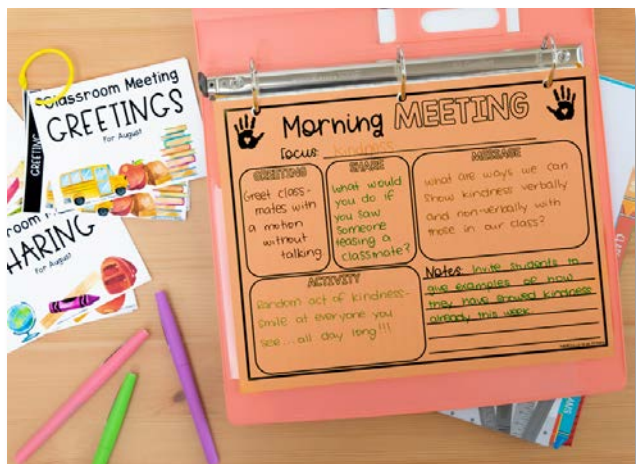
Editable Slides



Printable Cards



Planners



Posters



SEL MORNING MEETINGS

Proud to Be Primary

4 Types of EDITABLE Slides



GREETING



GIVE A COMPLIMENT:
Greet classmates by saying "Good morning, ____!" and give them a compliment (You are..., I think you..., I like how...).





SHARE



"Think-Pair-Share" with a partner about manners. What are they and why are they important?





ACTIVITY



SMILE-A-GRAM
Write a kind note to someone to brighten their day. This can be someone in the class, the school, in your family, or in the community. When you are finished, deliver the note or save it to deliver after school.

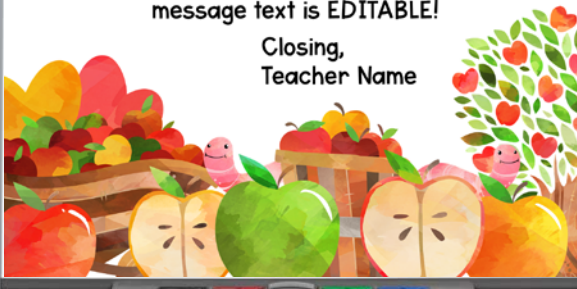


Today is Monday, August #.

Dear Division #,

This is where you write the message for the class. You can include three complete sentences in this space. All message text is EDITABLE!

Closing,
Teacher Name



SEL MORNING MEETINGS

Has What Teachers LOVE!

- This ONE morning meeting resource is all you need to facilitate a 5 minute meaningful morning meeting in your classroom each day!
- Use the greetings, sharing questions, activities, and messages to build healthy relationships and a strong classroom community.
- Save precious planning time and get organized as the slides and prompts are done for you!
- Facilitate meaningful discussions and keep kids engaged in important activities that build social and emotional skills.
- Editable slides allow you to customize and upload to an online platform!
- Many different greetings, sharing questions and activities included to keep interest high!
- You will have ALL the materials you need for a successful morning meeting!



Teachers Love these meetings



ACTIVITY



ME TOO!
While sitting in a circle, one person starts by
saying something that is true about themselves
have two brothers...

Jennifer C.



"I was looking for a morning meeting resource that works so well with my students keeping them engaged and moving & grooving. This product is wonderful! I highly recommend it!"



Our morning meetings are
enjoyed in thousands of
classrooms worldwide!

Use this morning meeting RESOURCE for...

- ♥ Classroom meetings
- ♥ Transitions
- ♥ Small groups
- ♥ Counseling sessions
- ♥ Brain breaks
- ♥ & more!



SEL MORNING MEETINGS

Daily Social-Emotional Topics



SEL MORNING MEETINGS

Greetings

The classroom meeting begins with a greeting. The class greets each other briefly, in a friendly way. Each greeting brings us the class together into a circle. This is a quick way to connect and foster community!

GREETING

THANKFUL FOR...
Take turns and greet each other
with "Good morning, ____!"
"Today, I am thankful for ____!"



GREETING

ECHO:
In a circle, take turns saying "Hello,
my name is ____ and I'd like to say
good morning!" in a unique way with
gestures. Repeat back "Good
morning, ____!" in the same way!



GREETING

I LOVE IT!
Going around the circle, each child
will say "My name is ____ and I love
____ (something that relates to
school)." The class says "Good
morning, ____!"



GREETING

SILENCE:
Greet classmates with a motion,
without talking. Some ideas are
a smile, wave, high five,
handshake, peace sign, or
salute!



GREETING

PINKY SHAKE:
Greet classmates by linking
your right pinky with theirs and
saying "Good morning, ____!"



SEL MORNING MEETINGS

Sharing

The classroom meeting continues with sharing. The class reads the question or directions provided. This is a time to share thoughts and opinions openly, while listening respectfully. This is a nice way for everyone to get to know each other better!



SEL MORNING MEETINGS

Activities

The classroom meeting continues with an activity. These are short, energetic activities that get the class moving their bodies and playing as one. The activities bring everyone together to play games, move, act, dance, work together, and have fun!



SEL MORNING MEETINGS

Morning Messages


The classroom meeting ends with a morning message. Write a short message that let's kids know what to expect for the day, as well as the date. Read it to them or together at the end of the meeting as a way of transitioning to the next activity.



SEL MORNING MEETINGS

Proud to Be Primary

A Month of Slides At a Glance



SEL MORNING MEETINGS

BONUS #1: Printable Cards

A set of EDITABLE cards are included for all greeting, sharing, and activity slides. Simply print and cut to create a set that you can use as you wish. Add them to a ring and hang them on your board for easy prep morning meetings!



SEL MORNING MEETINGS

BONUS #2: Posters

Posters are included to teach guidelines for each part of the meeting. Use them to teach the class what the different parts of the meeting are and what the expectations are. There are three posters included: greeting, sharing, and activity. They are included in color and black & white.



SEL MORNING MEETINGS

BONUS #3: Planners

Planner templates are included to help organize your morning meeting. Simply print a copy, record the greeting, sharing, activity, message, and any questions or notes you may have about that day's meeting. A version for an afternoon meeting is included if you wish to run your classroom meeting later in the day!

Morning MEETING (Hand icon)

Focus: GREETING SHARE MESSAGE

Morning MEETING (Heart icon)

Focus: GREETING SHARE ACTIVITY MESSAGE

Questions to Ask: _____

Notes: _____

Afternoon WRAP-UP Morning MEETING (Hand icon)

Focus: *Being a Friend*

GREETING: *Give our classmates a HIGH FIVE!*

MESSAGE: *Tell us we are thinking about what is a friend. Turn and share with your neighbour.*

SHARE: *Tell the class about a time that you felt alone and needed a friend.*

ACTIVITY: *Sort scenarios under the GOOD or BAD Friend.*

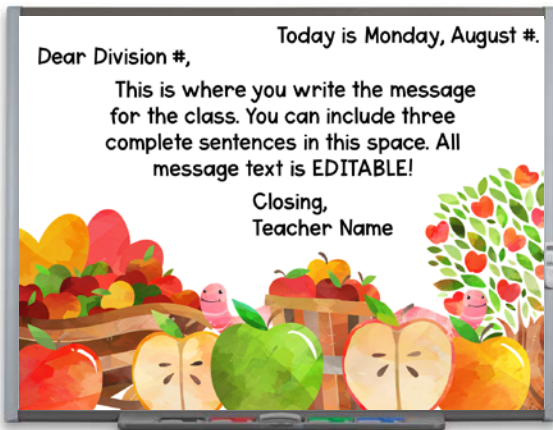
Questions to Ask: *Being a friend mean? "Friend" mean? Friends?*

Notes: *Share with your class. Be a friend. classmates.*

SEL MORNING MEETINGS

How to Use this Resource

- ✓ This resource is ready to go! Simply download and unzip the folder. Open the PowerPoint file or PDF document you want to use.
- ✓ Project it onto your whiteboard, screen, or SmartBoard.
- ✓ You only need to type in your daily morning message onto the slide. The rest is created for you!
- ✓ Everything is EDITABLE if you wish to change any of the wording!
- ✓ You can also open the file on your tablet, upload the editable PPT file to Google Slides, or use the included printable cards. The options are endless!



NOTES:

- The font used in the PPT files are not embedded or included. Fonts are embedded in the PDF documents.
- You can purchase the one I used [HERE](#) (APL Real Talk) or try a similar FREE font like [THIS ONE](#) or [THIS ONE](#).
- To eliminate the blue boxes in the PDF, click the top right 'Highlight Existing Fields' option.

Teachers Love these meetings

First Grade and Flamingos



"I love how everything is done for you for morning meeting! It has saved me so much time!"

Our morning meetings are enjoyed in thousands of classrooms worldwide!

Learn More About

Proud to Be Primary

SEL MORNING MEETINGS

Learn about teaching an effective morning meeting in K-2 with our morning meeting resources.

CLICK to learn more!



Social-Emotional Resources for K-2



Click the images to see the SEL morning meeting BUNDLE & resources with EVERYTHING you need for a year of SEL!

Want a **FREE** Sample of **SEL** MORNING MEETINGS?



SIGN UP TO GET A WEEK OF
MORNING MEETINGS FOR FREE!



I'd love for you to try a sample of the MIND+HEART SEL Morning Meetings with your students to see if it is a perfect fit for you and your students!

CLICK HERE TO
GRAB YOUR
FREE SAMPLE!

SEL MORNING MEETINGS

Background

The mind+heart SEL Morning Meeting resource aligns to the CASEL framework of the 5 core competencies for SEL (self-awareness, self-management, responsible decision making, social awareness, and relationship skills), as well as other state SEL initiatives. It also follows the Responsive Classroom organization of a morning meeting with a greeting, sharing, group activity, and morning message.

The ultimate goal of this resource is to help teachers incorporate SEL into the classroom during short chunks of available time. With the low-prep format of this resource, teachers can easily post and flip through the daily slides that will guide and lead the classroom meeting seamlessly and effectively.

Through a daily classroom meeting, the classroom environment will be enhanced, relationships will develop, and community will grow. Daily classroom meetings can and will dramatically change the climate of your classroom for the better! Children will connect with and learn about peers and develop social skills, while openly sharing about themselves and developing self-awareness at the same time.