

September Language Arts

word mats

Proud to Be Primary

20 ELA
Worksheets

4 Activities
on Each
Page

26 Skills
Covered

Printable &
Digital

No-Prep &
Versatile

Date: Sept. 3

Printing
Trace and print the upper and lower case letters on the lines.
a - Aa - Aa - Aa
b - Bb - Bb - Bb

Rhyming Words
Spell and draw 2 words that rhyme with cat.
cat
1. hat
2. bat

Capitalization
Rewrite the names of the students starting with a capital letter.
lucy
Lucy
mark
Mark
nathan
Nathan
kate
Kate

Phonics
Write the initial sound of the school pictures.
b s
c p
d a

All About Word mats



20 Word Mats for each month. Every mat is different.
Each mat covers 4 different language skills and standards.



Seasonal clip art and graphics used to illustrate.

Name: _____

Date: _____

Nouns
Trace the names of the common nouns.

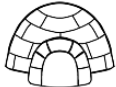

 clock  school



 book  bus



Vocabulary
Read, trace, and draw a picture to illustrate the meaning of the word.

backpack


Opposites
Draw a line to match the pictures to its opposite and trace the words.

  small

  night

  hot

Punctuation
Read the sentences and circle the correct ending punctuation. Choose either period (.), exclamation mark (!), or question mark (?).

 1. I love school so much I want to scream . ! ?

2. My teacher shows me how to read a book . ! ?

3. What do you have for lunch today . ! ?

Proud to be Primary © 2015

Bolded instructions helps kids focus on important information.

Each section is clearly explained and represented.

Quick review activities to help build fluency with ELA standards.

A large variety of language arts activities.

Name: _____

Date: _____

Printing

Trace and print the upper and lower case letters on the lines.

Aa

Bb

Phonics

Write the initial sound of school pictures.



Rhyming Words

Spell and draw 2 words that rhyme with cat.

cat



Application

Rewrite the names of the children starting with a capital letter.



nathan



mark



kate





Name: -----

Date: -----

Nouns

Trace the names of the common nouns.



clock



school



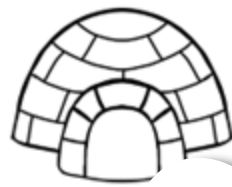
book



bus

Opposites

Draw a line to match the pictures to its opposite and write the opposite.



small



night



hot

Vocabulary

Read, trace, and draw a picture to illustrate the meaning of the word.

backpack

Punctuation

Read the sentences and circle the correct ending punctuation: period (.), exclamation mark (!), or question mark (?).



- I love school so much I want to scream . ! ?
- My teacher shows me how to read a book . ! ?
- What do you have for lunch today . ! ?

Name: _____

Date: _____

Syllables

Circle the correct number of syllables for each picture.



books
1 2 3



eraser
1 2 3



pencil
1 2 3



paper
1 2 3

Blends

Write the correct initial blend at the beginning of each word. Choose from BR, CR, GL, ST blends.



__ayon



__u



__apler



__o



__obe



__ush

Vowels

Write the correct medial short vowels for the pictures. The vowels are e, i, o, u.



c_p



__a



__g



t_n



t_b



b_b

Sentences

Complete the sentences with words that make sense. Remember to use ending punctuation.

1. I went to my friend's house

2. Do you like to play with the

Name: _____

Date: _____

Sight Words

Read, trace, and spell the sight words

the the

and and



c c

to to

Prepositions

Copy the correct preposition from the word bank into the blank spaces beside each picture



The kids are _____ the bus.



The kids are _____ of the teacher.



The boy is _____ the books.

Word Bank: beside, in front, in

Phonics

Write the correct ending sound.



l m k



c b t



g s n



p l f

Verbs

Color things that are wet.



Name: Melissa

Verbs
Color things that are hard

Find the hidden sight words and use the key to color

Color KEY
you=red
that=blue
it=yellow
he=green
was=pink

Sentences
Read each sentence carefully and add those things to the picture

Write the word 'Monday' on the board.

Draw and color the teacher.

Draw and color 5 students.

Color 2 kid faces on the wall.

Draw and color a pile of books on the table.

Monday

1 2 3 4 5 6 7 8 9 10

Proud to Be Primary



Skills covered in word mats



- ♥ rhyming words
- ♥ sentence structure
- ♥ vocabulary
- ♥ printing
- ♥ punctuation
- ♥ sight words
- ♥ spelling
- ♥ capitalization
- ♥ vowels (short & long)
- ♥ phonics
- ♥ blends & digraphs
- ♥ vowel teams
- ♥ grammar
- ♥ compound words
- ♥ letter sounds

Digital word mats

Name: _____ **Date:** _____

Spelling
Say each picture, sound it out, and spell the CVC.

 _____  _____




 _____  _____

Printing
Print the letter pairs into the correct letterboxes.

Aa Bb Cc Dd Ee Ff

Ff Aa Dd

Cc Ee Bb

Sentences
Fill in each sentence with a word that fits.

1. I like to go _____ in the pool.

2. She wears a _____ coat to school.

3. They saw a _____ at the corner.

4. He had a drink of _____ in a cup.

Inflectional Endings
Trace and add an 's' to the end of the words. Insert a picture to match its meaning.

cat _____

star _____

car _____

© 2015 to Present - Edna Bycraft, Proud to be Primary.

Proud to be **Primary**

Images to Use in Seesaw

word mats

Image files for each sheet are included for use with Seesaw or another secure, password-protected platform for your classroom of students.



Slide1



Slide2



Slide3



Slide4



Slide5



Slide6



Slide7



Slide8



Slide9



Slide10



Slide11



Slide12



Slide13



Slide14



Slide15



Slide16



Slide17



Slide18



Slide19



Slide20



Slide21



Slide22



Slide23



Slide24



Slide25



Slide26



Slide27



Slide28

There is also an interactive PowerPoint file included that you can upload and use in Microsoft Teams.

Name: Noah

Date: Sept. 14

Sight words
Read, trace, and spell the sight words.

the the the
and and and



of of of
to to to

Phonics
Circle the correct ending sound.

l m k c @ t g @ n p @ f



Verbs
Color things that are wet.



Prepositions
Copy the correct preposition from the word bank in the blank spaces beside each picture.

The kids are in the bus.



The kids are in front of the teacher.



The boy is beside the books.



Word Bank: beside, in front, in

Proud to be Primary © 2015


Use word mats for...

- ♥ Independent reading
- ♥ Reader's Workshop
- ♥ Small group instruction
- ♥ Morning work
- ♥ Literacy centers
- ♥ Fast finishers
- ♥ Assessments
- ♥ Sub-plans
- ♥ Home practice

Why You Need

word mats

- Word Mats are aligned to the Common Core Standards and covers 26 skills each month (4 on each page).
- Word Mats help build English Language Arts skills and provide daily review and practice in 1st grade (challenge for K & review in 2nd grade).
- Create a booklet of morning work activities that students can work on independently each morning and build important skills at the same time!
- 20 simple and no-prep worksheets to engage students with each day.



- Save time as your word work activities are ready for you! Great in sub-plans or for your fast finishers!
- This versatile resource is great for small group instruction, morning work, literacy centers, home practice, online practice, and more!



Name: Melissa

Verbs

Color things that are hard



Read each sentence



Date: Sept. 3

Phonics

Write the initial sound of the school pictures.



b

s

Name: Lauren

Printing

Trace and print the upper and lower case letters on the lines.

Aa Aa Aa Aa
Bb Bb Bb Bb



Rhyming Words

Spell and draw 2 words that rhyme with cat.



1. hat



2. bat

Capitalization

Write words starting with a capital letter.

Name: Noah

the the the
and and and

Sight words

Read, trace, and spell the sight words.

Date: Sept. 14

Prepositions

Write the correct preposition from the word bank in the spaces beside each picture.

in the bus.
in front of
beside the books.
in front of



of of of
to to to

Phonics

Circle the correct ending sound.



l m k
c p t g s n p o f

Verbs

Color things that are wet.



"These mats are a wonderful resource. I like how one page covers several different skills."

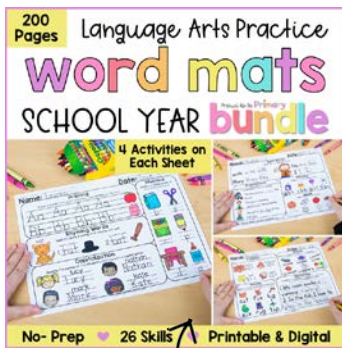
"These have been a great resource to use with the students that come to me for reading intervention. They have loved the array of pictures and have been very learner-friendly for them."

Want more word work?

Gain more fun word work activities to use in K-2!



Literacy resources for K-2



Click the images to see literacy resources with
EVERYTHING you need for the whole year!

Want a FREE Sample of word mats?



Click below to GET A FREE SET OF
Word MATS FOR FREE!



I'd love for you to try this resource with your students to see if they are a perfect fit for your students!

[CLICK HERE TO
GRAB YOUR
FREE SAMPLE!](#)