

# September Poem Activities

# poetry mats

Crispy and crunchy,  
Tart and sweet.  
Apples are healthy,  
And a tasty treat!



5 Original,  
Themed  
Poems

20 Engaging  
Activities

Covers  
Important  
ELA Skills

Build Fluency &  
Comprehension

4 Types of  
Pages

Name: Stephanie

Date: Sept. 10

### Apples

Read the poem and rewrite it on the lines.

Red ones, yellow ones,  
Green ones too!  
I love apples.  
How about you?  
Crispy and crunchy,  
Tart and sweet.  
Apples are healthy,  
And a tasty treat!

Red ones, yellow ones,  
Green ones too!  
I love apples.  
How about you?  
Crispy and crunchy,  
Tart and sweet.  
Apples are healthy,  
And a tasty treat!

### Draw a Part

Underline one line in the poem and draw it below.



### Complete the Tasks

- Read and follow the instructions for each task.
- Circle 3 color words with YELLOW.
  - Find 4 words that start with a blend (GR, CR, TR) and circle with BLUE.
  - Circle 2 repeating words with GREEN.
  - Challenge: Read as fast as you can!

# The 4 Types of poetry mats

Proud to Be Primary

1

Name: .....		Date: .....	
<b>I'm a Little Student</b> Read the poem 2 times and complete the activities. I'm a little student, Short and smart. Here is my pencil, Here is my chart. When I hear a lesson Hear me say, *I'm ready to read and write Everyday!		<b>Illustrate the Poem</b> Visualise and draw a picture to show meaning.	
		<b>Complete the Activity</b> Highlight 4 words that start with 'r' and write below. 1. _____ 3. _____ 2. _____ 4. _____	
<b>Answer the Questions</b> Read the questions and answer them using complete sentences. 1. What two words can be used to describe the student? _____ 2. What does the student say? _____			


Student reads the poem and completes 4 activities, including answering questions and illustrating the poem.

2

Name: .....		Date: .....																
<b>I'm a Little Student</b> Fill in the letterboxes in the poem using the word list. I'm a little <table border="1"><tr><td> </td><td> </td><td> </td><td> </td><td> </td></tr></table> Short and smart. Here is my <table border="1"><tr><td> </td><td> </td><td> </td></tr></table> Here is my chart. When I hear a <table border="1"><tr><td> </td><td> </td><td> </td><td> </td></tr></table> Hear me say, *I'm ready to <table border="1"><tr><td> </td><td> </td><td> </td></tr></table> and write Everyday!																	<b>Make a Connection</b> Draw a picture to show your connection to the poem.	
		<b>Answer the Question</b> Read the questions and check OFF the correct answers. 1. The student is <input type="radio"/> strong <input type="radio"/> short <input type="radio"/> silly 2. The student has a pencil and <input type="radio"/> chart <input type="radio"/> book <input type="radio"/> paper																
<b>Order the Events</b> Draw or write 3 events from the poem in order. 1. _____ 2. _____ 3. _____																		

Student reads the poem and completes 4 activities, including letterboxes, connecting, and sequencing.

3

Name: .....		Date: .....	
<b>I'm a Little Student</b> Fill in the missing words in the poem using the word list. I'm a little student, _____ and smart. Here is my pencil, Here is my _____. When I hear a lesson Hear me _____, *I'm ready to read and Everyday!		<b>Color the Meaning</b> Color pictures that match the meaning. 	
		<b>Rhyming Words</b> Find pairs of rhyming words in the poem and record. _____ _____	
<b>Complete the Part</b> Find each part in the poem and write the missing words to complete the part. I'm a little student: _____ Here is my pencil: Here _____ Hear me say: I'm ready to _____			

Student reads the poem and completes 4 activities, including filling in missing words and completing parts.

4

Name: .....		Date: .....	
<b>I'm a Little Student</b> Read the poem and rewrite it on the lines. I'm a little student, Short and smart. Here is my pencil, Here is my chart. When I hear a lesson Hear me say, *I'm ready to read and write Everyday!			
<b>Complete the Tasks</b> Read and Follow the instructions for each task. 1. Circle 3 nouns with BLUE. 2. Circle 2 repeating words with GREEN. 3. Circle 2 adjectives with RED. 4. Challenge: Read it with your lips closed!		<b>Draw a Part</b> Underline one line in the poem and draw it below.	

Student reads the poem and completes 3 activities, including rewriting the poem and completing a series of tasks.

# poetry mats

Proud to Be Primary

## Poems Included for September

1. September
2. I'm a Little Student
3. Apples
4. Good-bye Summer, Hello Fall
5. The School Bus

## ELA Skills Covered

- |                  |                        |
|------------------|------------------------|
| 1. Reading       | 7. Illustrating        |
| 2. Connecting    | 8. Grammar             |
| 3. Sequencing    | 9. Using context clues |
| 4. Comprehension | 10. Sentence structure |
| 5. Rhyming Words | 11. Phonics            |
| 6. Writing       | 12. So much MORE!      |

# September

## POETRY MEETS



\_\_\_\_\_  
**Name:** \_\_\_\_\_  
\_\_\_\_\_

Name: \_\_\_\_\_

Date: \_\_\_\_\_

## September

Read the poem 2 times and complete the activities.

In the month of September  
You have to remember,  
The weather can get quite cool.  
There is no more swimming,  
And no more beaches,  
And you even have to  
go back to school.

## Illustrate the Poem

Visualize and draw a picture to show meaning.

## Complete the Activity

Write words with a short 'a' sound and write below.

1. \_\_\_\_\_

3. \_\_\_\_\_

2. \_\_\_\_\_

4. \_\_\_\_\_

## Answer the Questions

Read the questions and answer them using complete sentences.

1. What can happen to the weather in September?

2. Where do you have to go in September?

Name: -----

Date: -----

### I'm a Little Student

Fill in the letterboxes in the poem using the word list.

I'm a little

Short and smart.

Here is my

Here is my chart.

When I hear a

Hear me say,

"I'm ready to  c  wri

Everyd

les or studer rec per

### Make a Connection

Draw a picture to show your connection to the poem.

### Answer the Question

Read the poem and check off the correct answers.

1. The student is \_\_\_\_\_ and smart.

silly  short  silly

2. The student has a pencil and \_\_\_\_\_.

chart  book  paper

### Order the Events

Write or draw 3 events from the poem in order.

1

2

3



Name: -----

Date: -----

### Apples

Fill in the missing words in the poem using the word list.

Red ones, yellow ones,  
\_\_\_\_\_ ones too!

I love apples.

How about you?

Crispy and \_\_\_\_\_,

Tart and sweet.


\_\_\_\_\_ are healthy,

And a tasty \_\_\_\_\_!

appl    crunchy    tree    green

### Color the Meaning

Color pictures that match the meaning.



### rhyming Words

Find rhyming words in the poem and record.

\_\_\_\_\_ ↔ \_\_\_\_\_  
\_\_\_\_\_ ↔ \_\_\_\_\_

### Complete the Part

Use words from the poem and write the missing words to complete the part.

Red ones, yellow ones, -----

Crispy or crunchy, -----

Apples are healthy, and -----





Digital

## poetry mats

**Name:** \_\_\_\_\_

**September**

Click and drag the correct words into the boxes below.

In the \_\_\_\_\_ of September  
 You have to remember,  
 The \_\_\_\_\_ can get quite cool.  
 There is no more swimming,  
 And no more \_\_\_\_\_,  
 And you even have to  
 go back to \_\_\_\_\_!

swimming  
 school  
 September

school beaches month weather

**Date:** \_\_\_\_\_

**Make a Connection**  
 Add or upload a photo to show your connection.

**Answer the Question**  
 Read the questions and check off the correct answers.

1. The weather can get quite \_\_\_\_\_.  
 hot  cold  cool

2. There is no more \_\_\_\_\_.  
 pools  beaches  friends

**Order the Events**  
 Place 3 events from the poem in order.

1 2 3

© 2018 to Present - Elyse Rycroft, Proud to be Primary

A link and instructions are provided to make a copy of a Google Slides™ document that you can use with your students.

# Images to Use in Seesaw

# poetry mats

Proud to Be Primary

Image files for each sheet are included for use with Seesaw or another secure, password-protected platform for your classroom of students.



AUGUST\_SEPT  
BER Poetry Mats  
INTERACTIVE PPT



Slide1



Slide2



Slide3



Slide4



Slide5



Slide6



Slide7



Slide8



Slide9



Slide10



Slide11



Slide12



Slide13



Slide14



Slide15



Slide16



Slide17



Slide18



Slide19



Slide20



Slide21



Slide22



Slide23



Slide24



Slide25



Slide26




Slide27



Slide28



Slide29

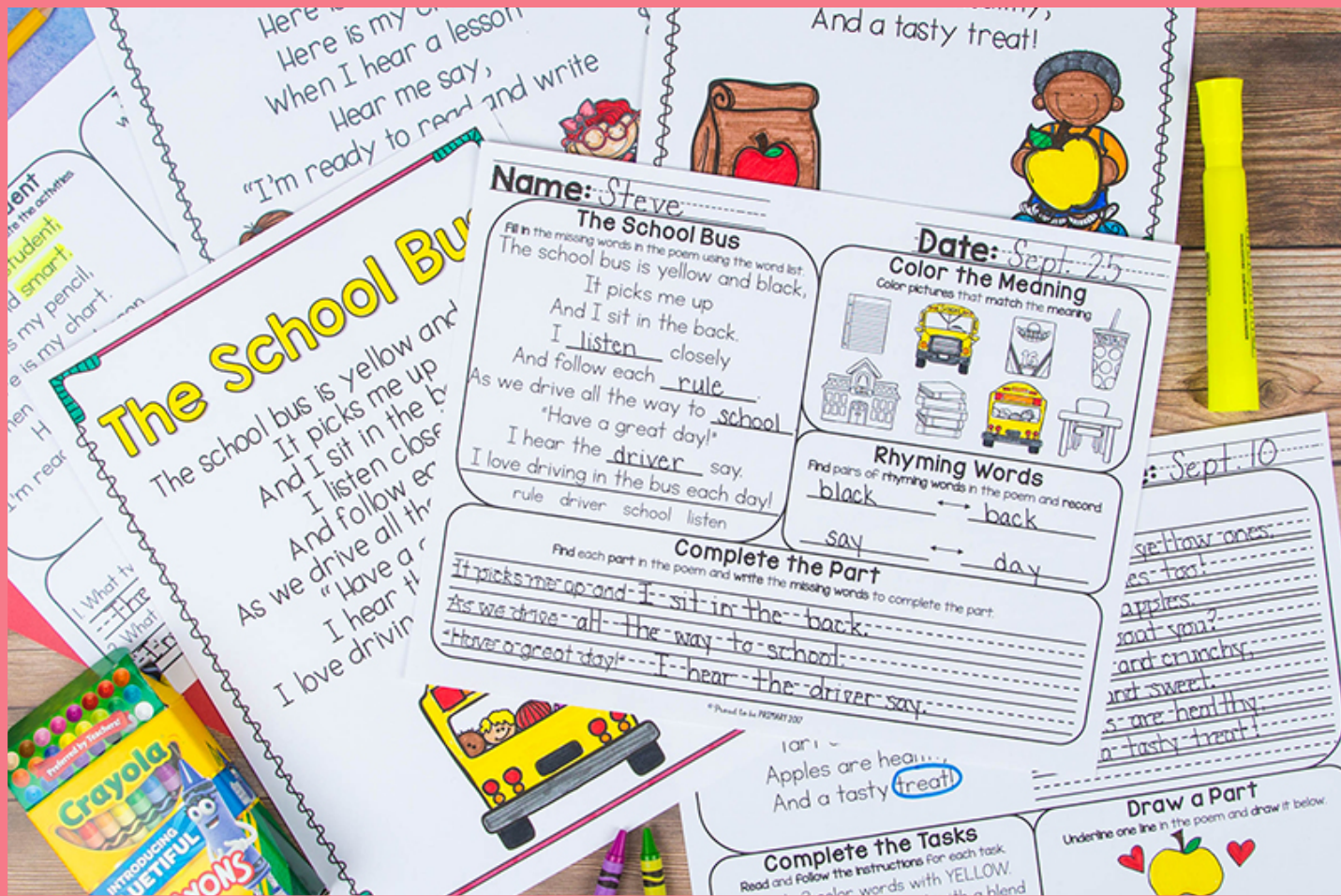


Slide30



Slide31





# Use poetry mats for...

- ♥ Whole group reading
- ♥ Small group instruction
- ♥ Fast finishers
- ♥ Independent practice
- ♥ Morning work
- ♥ Assessments
- ♥ Literacy centers
- ♥ Sub-plans
- ♥ Home practice

# Why You Need

# poetry mats

Proud to Be Primary

- This ONE poetry resource is all you need to build reading fluency through repeated reading for a month.
- Help students build reading comprehension skills with follow-up questions and activities for each poem.
- 5 original themed poems provide variety and keep interest high!
- Save time as your non-prep poetry activities are ready for you!
- This differentiated, versatile resource is great for whole group reading, independent reading, small groups, sub-plans, morning work, literacy centers, home practice, and more!
- They build reading confidence and kids love them!





How about you?  
Crispy and crunchy,  
Tart and sweet.  
Apples are healthy,  
And a tasty treat!



"These poetry mats are so amazing! They are differentiated and engaging for the students. I will definitely buy more."

Name: Stephanie

### Apples

Read the poem and rewrite it on the lines.

Red ones, yellow ones  
Green ones too!  
I love apples.  
How about you?  
Crispy and crunchy,  
Tart and sweet.  
Apples are healthy,  
And a tasty treat!

Date: Sept  
--Red ones, yellow ones--  
--Green ones too!--  
--I love apples.--  
--How about you?--  
--Crispy and crunchy--  
--Tart and sweet--  
--Apples are healthy--  
--And a tasty treat!--

### Draw a Part

Underline one line in the poem and draw it below.



### Tasks

For each task  
YELLOW.  
with a blend  
BLUE.  
with GREEN.  
you can!

© Proud to be PRIMARY 2017

"My students found this resource engaging and we used it for our morning work. A good resource for beginning of the year."

# Learn More About poetry mats



*Love this resource?*  
Get 4 months for FREE with  
the Poetry Mats BUNDLE  
with poems and activities  
for the whole year.

Learn more about using Poetry  
Mats to help you teach poetry  
in K-2!

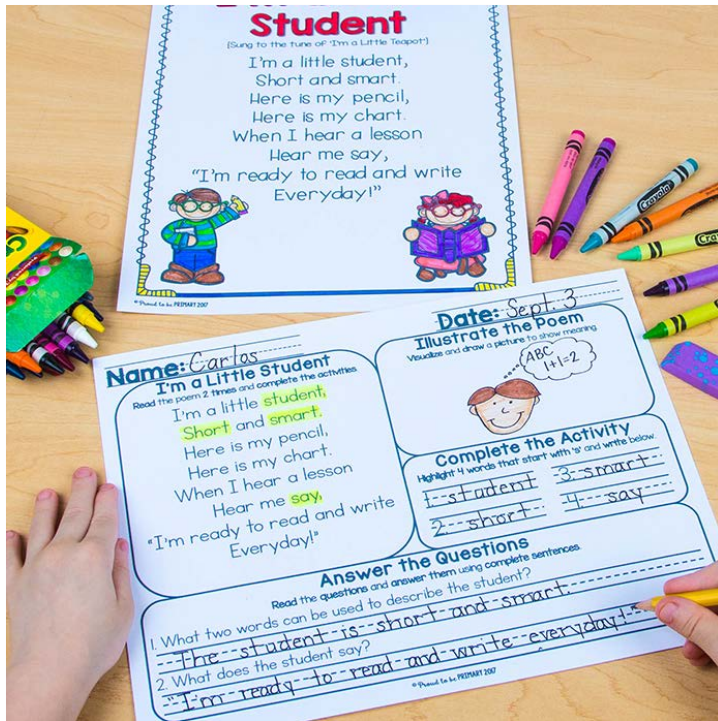




# Want a FREE Sample of poetry mats



GET A FREE POEM &  
ACTIVITIES FOR FREE!



I'd love for you to try this resource with your students to see if they are a perfect fit for your students!

[CLICK HERE TO  
GRAB YOUR  
FREE SAMPLE!](#)



# RELATED RESOURCES

Click on any teacher resource to see more details in store!

**50 Original Poems** Weekly Poetry Practice

## poetry mats

SCHOOL YEAR **bundle** Proud to Be Primary

**Builds Important ELA Skills & Fluency**

**4 Types of Pages with Activities**

**No- Prep ♥ Printable & Digital ♥ Engaging**

## Poem of the Week

BUNDLE of 85 Poems + Activities  
For the Whole Year

PRINTABLE & DIGITAL resource by Proud to Be Primary

# POETRY WRITING

Primary Unit by Proud to Be Primary