

Kindergarten Daily Math Practice

math mats

for September

Proud to Be **Primary**

20 Math
Worksheets

4 Activities
on Each
Page

Spiral
Review &
Practice

Kindergarten
Math
Standards

No-Prep &
Versatile

Name: _____ **Date:** _____

Number Writing
Trace the numbers. Then, print the numbers.

1 1 1 1 1 1 1 1 1 1
2 2 2 2 2 2 2 2 2 2

Number Order
Write the numbers to complete the sequence.

1	2	3	6	7	8
4	5	6	8	9	10

Patterning
Draw pictures to finish the patterns.

Story Problem
Don had 1 book.
Then, he got 1 more.
How many books does Don have in total?

My Picture:
Draw a picture to solve the story.

My Equation
 $1 + 1 = 2$

My Answer
 2
books

© 2023 - Houghton Mifflin Harcourt, a division of Houghton Mifflin Harcourt Publishing Company. Proud to Be Primary

Printable, NO-PREP math mats

20 Math Mats for each month. Every mat is different.
Each mat covers 4 different math skills and standards.

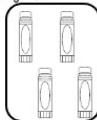
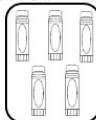
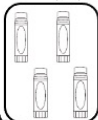
Quick review activities build fluency with kindergarten math standards.

Name: _____

Date: _____

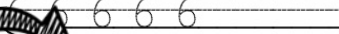

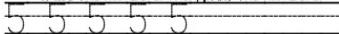
The Same As

Count the objects in each group. Color two groups that have the same number of objects.



Number Writing

Trace the numbers. Then, print the numbers.



Measurement

Circle the shortest marker.



Story Problem

There were 4 kids on the bus.
Then, 1 more kid got on the bus.

How many kids are on the bus altogether?

My Picture:

Draw a picture to solve the story problem.



My Equation

___ + ___ = ___

My Answer

___ kids

Bolded text helps students focus on important information.

Many story problems, as well as addition and subtraction fact practice are included.

Each section is clearly explained and represented.

Seasonal clip art and math graphics used to illustrate.

© 2013 - Present. All rights reserved. Proud to Be Primary

www.proudtobepimary.com

Name: -----

Date: -----

Numbers to 50

Fill in the missing numbers on the chart pieces.

9	
	20

29	
39	

	41
	51

	15

32	

	37
46	

Addition Practice

Use the number line to add and write the answer.

7+0=...

5=...

19=...

6+4=...

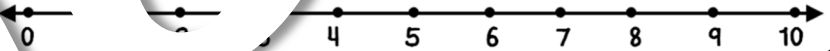
3=...

5+3=...

2=...

1=...

5+2=...



2D Geometry

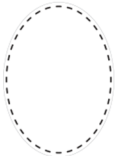
Trace the sides of each shape and colour. Record how many sides.



sides: _____



sides: _____




sides: _____



sides: _____

3D Geometry

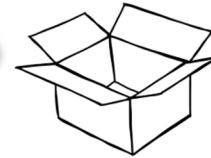
Write the name of each shape using the word box.



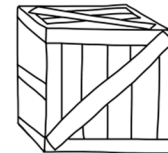
I am a: _____



I am a: _____




I am a: _____



I am a: _____



I am a: _____



I am a: _____

cone
rectangular prism

sphere
cylinder

Name: _____

Date: _____

Number Order

Look at the first number. Write the following numbers in order.




--	--	--	--	--	--



--	--	--	--	--	--

Geometry

Color the objects that are triangles.



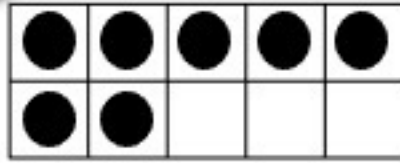

Matching

Draw a line from the number to the dot grid that represents that number.



7

5



Graphing

Look at the graph. Color the item that has the least.

5				
4				
3				
2				
1				

Name: _____

Date: _____

Less Than

Write a number that is less than the given number.

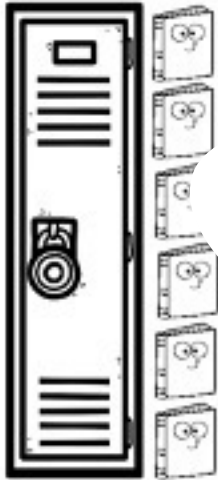
2 4 9

6 7



Measurement

Count how many book units tall each locker is.
Write the total in the box.



5 Frame Addition

Draw dots in the five frame to match the number sentence.

$3 + 1$

--	--	--	--	--

$4 + 1$


--	--	--	--	--

$2 + 3$

--	--	--	--	--

$1 + 1$

--	--	--	--	--



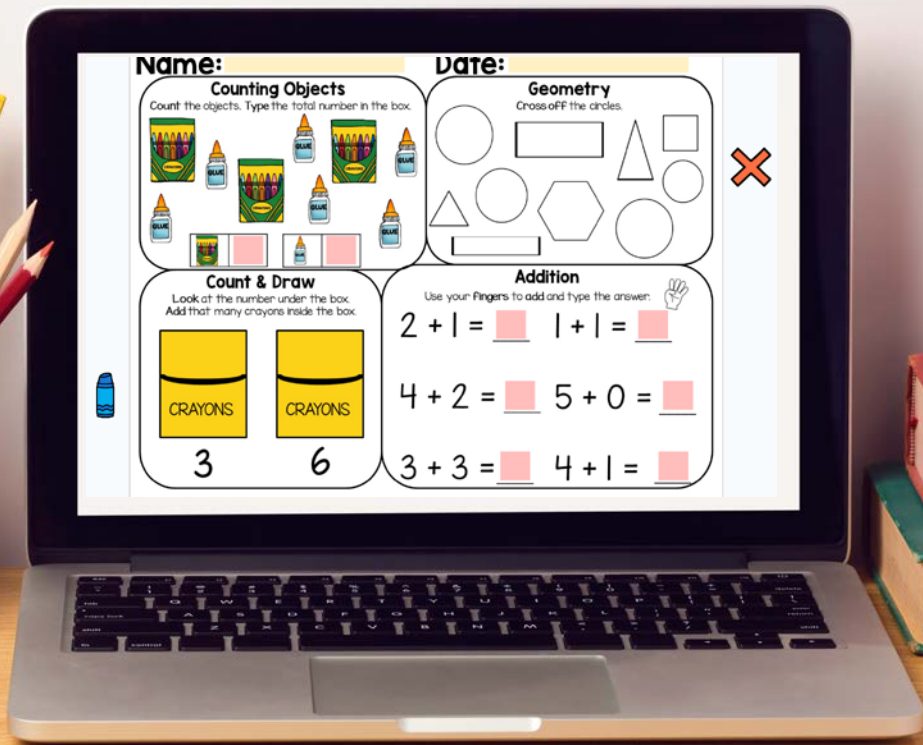
Use math mats for...

- ♥ Independent practice
- ♥ Small group instruction
- ♥ Math journals
- ♥ Math Workshop
- ♥ Morning work
- ♥ Assessments
- ♥ Math centers
- ♥ Sub-plans
- ♥ Home practice

math mats

Proud to Be Primary



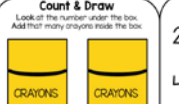
Different Types of DIGITAL Slides


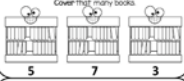







Using with Google

math mats

Here are a few examples of the different types in interactive slides.

Name: _____		Date: _____	
Counting Objects Count the objects. Type the total number in the box. 		Geometry Cross off the cross. 	
Count & Draw Look at the number under the box. Add that many crayons to the box. 		Addition Use your fingers to add and type the answer. $2 + 1 = \square$ $1 + 1 = \square$ $4 + 2 = \square$ $5 + 0 = \square$ $3 + 3 = \square$ $4 + 1 = \square$	

Name: _____		Date: _____	
Story Problem Nate gave the teacher 4 apples. Paul gave the teacher 0 more apples. How many apples did the teacher have in all? 		Counting Look at the number under the shell. Cover that many socks. 	
My Picture: Draw a picture or use shapes to solve the story problem. 		Number Writing Type the numbers. _____ _____	
My Equation $\square + \square = \square$		My Answer _____ apples	
		Measurement Circle the lightest object. 	

Name: _____		Date: _____	
Story Problem There are 4 backpacks hanging on the hooks. Then, 1 more is hung up. How many backpacks are hanging on the hooks in total? 		The Same As Count the girl's erasers. Add the boy's erasers so they have the same amount. 	
My Picture: Draw a picture or use shapes to solve the story problem.		Number Writing Type the numbers. _____ _____	
My Equation $\square + \square = \square$		My Answer _____ backpacks	
		Counting Count the pencils in each cup. Type the total in the box. 	

Why You Need math mats

- This ONE math resource is all you need to spiral your math review.
- Build math fluency through repeated practice.
- 20 fun math activity pages with 4 different math skills and standards provide variety and keep interest high!
- Save time as your math review activities are ready for you!
- Help students learn to solve story problems and build fluency with quick math activities.
- This no-prep, versatile resource is great for math journals, warm-ups, independent practice, small groups, sub-plans, morning work, math centers, home practice, and more!



Want a FREE Sample of math mats



GRAB A FREE SET OF
MATH MATS FOR FREE!



Daily Math Practice
math mats
K-2 Sample

Proud to Be **Primary**

Name: _____ **Date:** _____

Story Problem
Natalie jumped in 5 puddles.
Then, she jumped in 4 more.
How many puddles did she jump in altogether?

My Picture:
Draw a picture to solve the story problem.

My Equation **My Answer**
 $5 + 4 = 9$ 9 puddles

Subtraction
Draw a picture to subtract and write the answer!
 $8 - 6 = 2$ $5 - 3 = 2$

Write a Number Sentence
Look at the pictures. Then, write the number sentence that the pictures represent.

Time
Draw on your hands to show the time.

3:00 7:30 1:00

12 Math
Worksheets

4 Activities
on Each
Page

Spiral
Review &
Practice

Covers K-2
Math
Standards

No-Prep &
Versatile

I'd love for you to try this resource with your students to see if they are a perfect fit for your students!

[CLICK HERE TO
GRAB YOUR
FREE SAMPLE!](#)

Learn More About math mats



Love this resource?
Get 4 months for FREE
with the Kindergarten
Math Mats BUNDLE for
the school year.

Learn more about using
Math Mats as spiral
review in K-2!



Exciting, Quick & Effective
SPIRAL
Math Review Activities for K-2
proudtobeprimary.com