

# Social & Emotional Learning



mind+heart K-2 Curriculum by *Proud to Be* Primary

# respect

## DIGITAL UNIT

Proud to Be  
Primary

### What is Included in this Unit

- ♥ 5 lessons that include detailed lesson plans
- ♥ Each lesson includes thought starter questions, digital anchor chart, lesson and follow-up activities
- ♥ Get started easily with copy links for Google Slides & pre-loaded Seesaw activities that are ready for you!



# digital mind+heart - respect Unit



## LESSON Overview



Lesson 1

What is Respect?

Lesson 2

Showing Respect

Lesson 3

Honesty & Telling the Truth

Lesson 4

Gratitude & Giving Thanks

Lesson 5

Appreciating Differences & Similarities

# How to Use mind+heart digital

This **mind+heart digital** resource has been reformatted and modified to be taught digitally in conjunction with the printable version or independent of it. The lessons and activities have been adapted to be used online in digital teaching platforms and on devices.

## Possible Uses:

- Students can complete assignments digitally after a classroom lesson
- Beneficial for one-to-one classrooms
- For use in Google Slides and Google Classroom
- For use in Seesaw Class App (Compatible with Chromebooks, computers, iPads, iPhones, Android tablets, Android phones, Kindle Fire)

## Benefits:


- Kids learn to use different digital methods and devices
- Gain practice and skills working and interacting online
- Provides 1:1 classrooms with meaningful digital activities
- Supports school counselors and provides materials for sessions
- Provides families with additional tools to support kids at home
- Works well in a homeschool setting
- Supports remote and distance learning





# Lesson 1 - What is Respect?

Lesson 1 teaches to understand what respect is and describe how it sounds, looks, and feels.



Lesson Plan



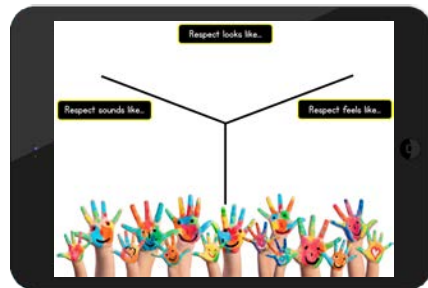
Thought Starters



Digital Chart & Poster



Writing Activity



Sorting Activity



'Is it Respectful?' Cards




Respect Acrostic Poem




Respect Quote Posters

# Lesson 2 - Showing Respect

Lesson 2 teaches children to describe and demonstrate ways to show respect in different places and ways. They will be encouraged to show respect each day.



## Lesson Plans



## Thought Starters



## Digital Chart & Book



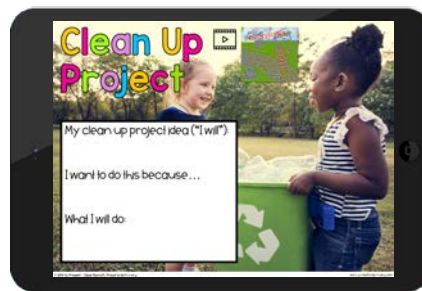
## Writing Activity



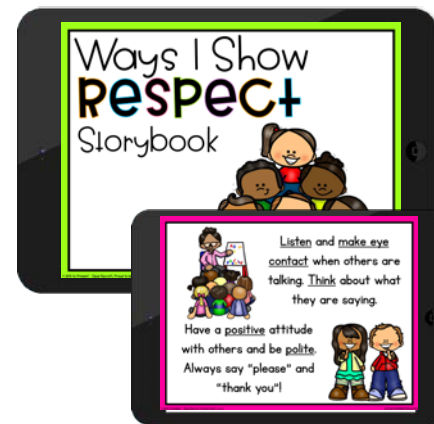
## Respect Strategies



## Respect Role Play



## Clean Up Project



# Respect Storybook

# Lesson 3 - Honesty & Telling the Truth

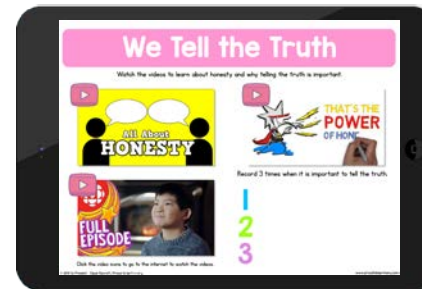
Lesson 3 teaches children to describe what honesty and telling the truth means and demonstrate ways of being honest.



Lesson Plan



Thought Starters



Digital Anchor Chart



Read Aloud & Response



Reflection Writing



Honesty Boardgame



Honesty Jar



Honesty Writing

# Lesson 4 - Gratitude and Giving Thanks

Lesson 4 teaches children to describe what gratitude means and the importance of giving thanks. Strive to give thanks and appreciate what they have.



# Lesson Plan



## Thought Starters



## Digital Anchor Chart



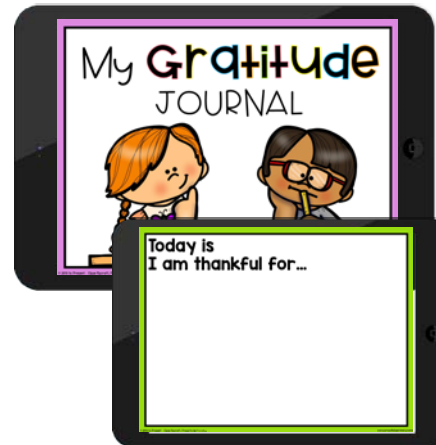
## Thankful Videos & Writing



## Gratitude Challenge



## Gratitude Wall



## Gratitude Journal




## “Thank You” Letter



# Lesson 5 - Appreciating Differences

Lesson 5 teaches children to understand and show appreciation of differences and similarities amongst classmates.



Lesson Plan




Thought Starter



Digital Anchor Chart



Poster




"I Feel" Poster Template



Emotions Scenarios



Talking Bubbles



Emotions Journal

# Why mind+heart digital

The **mind+heart digital** social-emotional learning program was designed to help teachers guide and instruct children to develop emotional awareness and social competence. The goal is for K-2 children to develop a healthy sense of self and positive interpersonal skills, that will continue throughout their lives and lead to success in academics and beyond. Kids will learn to express emotions appropriately, develop a “growth mindset”, build relationships, and be thoughtful citizens who take responsibility and show respect.

**mind+heart digital** complements the original version with the same great lessons that have been modified to fit digital learning. It adds a different modality for students to experience. Children will have opportunities to learn, practice, and develop SEL through a variety of engaging lessons, warm-up ideas, and digital activities. The program provides teachers and parents with lesson plans, instructions, videos, and activities to support social-emotional learning in digital format.

**mind+heart digital** can be used in conjunction with the original mind+heart SEL K-2 curriculum to enhance learning. It can also be used separately to further a child’s independent practice of social-emotional skills: in the classroom, in a homeschool setting, or in counselling sessions. This digital SEL program can be used in Google Classroom, Seesaw, and other similar platforms to support 1:1 classrooms in delivering a meaningful SEL program.

**mind+heart digital** aligns to the CASEL framework of the 5 core competences for SEL. It provides educators with an affordable and accessible option that is structured and highly effective in K-2 classrooms.

# respect









## DIGITAL UNIT



# respect

## DIGITAL UNIT

### Gratitude CHALLENGE

 place	1	2	3	4	5	6	7	✓
 food								✓
 person	8	9	10	11	12	13	14	✓
 book								✓
 game	15	16	17	18	19	20	21	✓
 toy								✓
 friend	22	23	24	25	26	27	28	✓
 holiday								✓





# RELATED RESOURCES

Click on any teacher resource to see more details in store!

## Social & Emotional Learning



K-2 Curriculum by Proud to be PRIMARY

Printable Curriculum

## DIGITAL Social-Emotional Learning



K-2 Curriculum by Proud to Be Primary

Digital Curriculum

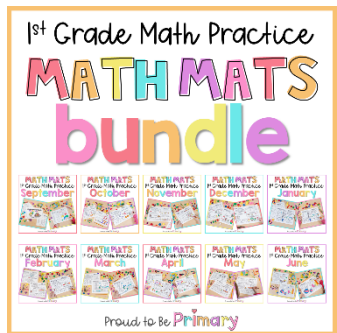

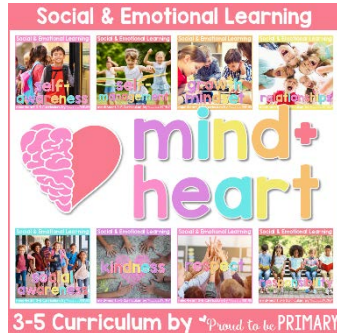
Use both together to enhance learning and provide a meaningful SEL program.





# BEST SELLING teacher resources

Click on any teacher resource to see more details in store!



Head to [www.shopproudtoprimary.com](http://www.shopproudtoprimary.com) for a complete listing of resources.