

SOCIAL-EMOTIONAL LEARNING 3-5

respect

Proud to Be Primary

5 Weeks of Lessons & Activities



Discussion
Cards

Games

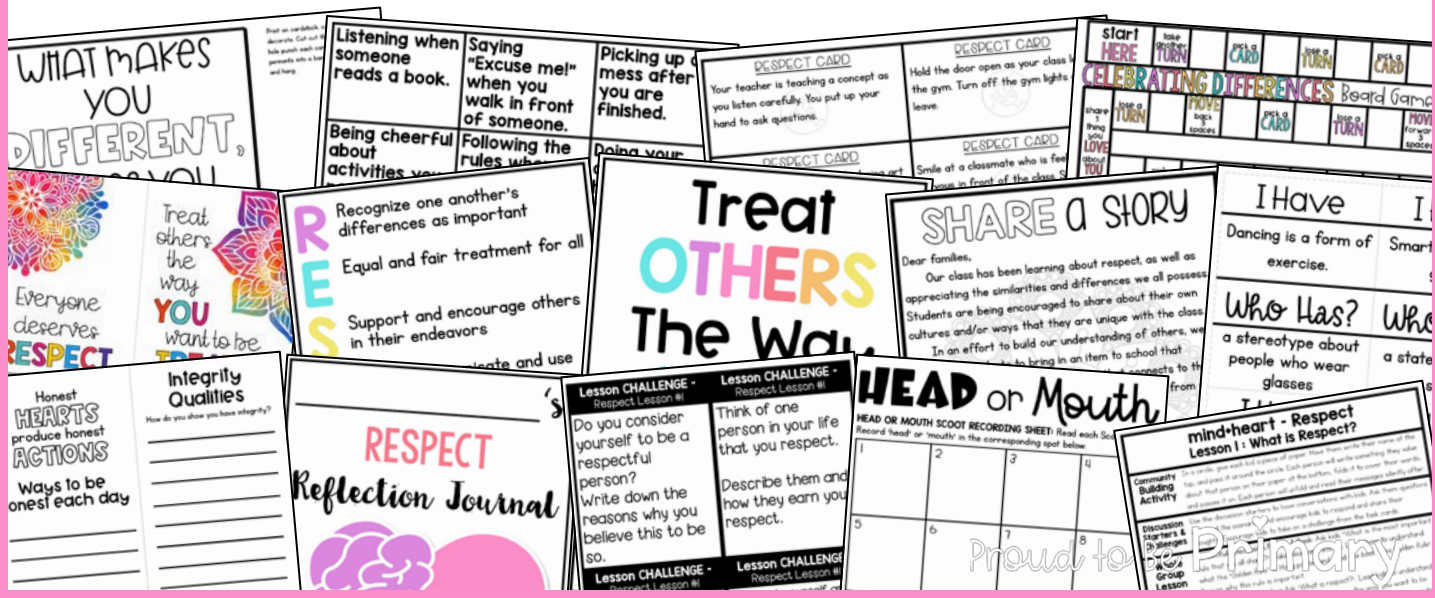
Journal

Posters

respect Unit

See What's Included

- ♥ 5 detailed, research-based lessons and plans
- ♥ Lesson Topics: What is Respect?; Showing Respect; Honesty & Integrity; Appreciating Differences; Stereotyping
- ♥ Discussion/Challenge cards
- ♥ Community building activities
- ♥ Anchor charts
- ♥ Activities & games
- ♥ Tools & posters
- ♥ Reflection journal



respect Unit

See What's Included

Writing Activities



Sort



Role Play Cards



Games



Activities



Family Guide



This
respect
unit covers
IMPORTANT
topics

- ♥ What is Respect?
- ♥ Showing Respect
- ♥ Honesty & Integrity
- ♥ Appreciating Differences
- ♥ Stereotyping



This **respect** Unit

Proud to be Primary

HAS WHAT TEACHERS LOVE!

- This ONE SEL unit is **all you need** to encourage kids to **show respect**, have **honesty and integrity**, and **appreciate differences** in others!
- Use **each lesson and follow-up activities** to cover a **week of SEL** instruction anytime of year.
- The unit easily extends to an entire **month of SEL instruction**.
- Facilitate **meaningful discussions** and keep kids engaged in **important activities** that **build social and emotional skills** and grow your classroom community.
- You will **save time** as the planning is done for you.
- Aligns with **SEL standards** and covers the most important lessons kids need!
- You will have **ALL the materials you need** to successfully **teach** (no need to supplement)!



Proud to be Primary

Teachers Love mind+heart

Amy W. 



"Amazing resource! I absolutely loved all of the lessons! Such a good beginning of the year activity to set the tone in my ED classroom!"

Cleaning up litter when you see it on the ground.

Greeting a guest at the door when they come to visit.

Looking someone in the eyes when

Taking care of a pet by making sure it



Bumping into someone and running away.

Shutting the door in someone's face.

Leaving your school supplies over the door.

Ignoring someone when they talk to you.

Our SEL units are enjoyed in thousands of classrooms worldwide!

respect Unit

See a Lesson Plan Up-Close

mind+heart - Respect Lesson 1 : What is Respect?	
Community Building Activity	In a circle, give each kid a piece of paper. Have them write their name at the top, and pass it around the circle. Each person will write something they value about that person on their paper at the bottom, folds it to cover their words, and passes it on. Each person will unfold and read their messages silently after.
Discussion Starters & Challenges	Use the discussion starters to have conversations with kids. Ask them questions and read the scenarios and encourage kids to respond and share their thoughts. Encourage kids to take on a challenge from the task cards.
Whole Group Lesson	Golden Rule Discussion, Poster, & Book: Ask kids 'What is the most important rule that we all share?'. Take ideas and discuss them to understand what the 'Golden Rule' is. Hand out paper and read the book 'The Golden Rule'. Discuss why this rule is important. Reflection Journal: Ask 'What is respect?'. Let kids to understand that respect is the golden rule that we use to treat others the way we want to be treated. Show them the meaning of respect on one of the templates. Respect Acronym: Play the song 'Respect' by Aretha Franklin. Encourage kids to group and move as they listen to the words. Discuss. Brainstorm words related to RESPECT (synonyms). Teach kids the respect acronym from the poster. Have them write their own acronym for what it means to them.
Follow-up Activities	Reflection Journal: Reflect on the lesson through writing and drawing on page 1. Complete the prompt or record personal thoughts from the lesson. Mantra Posters & Cards: Color in posters and cards with quotes about respect. Keep a stack, hang, and read them as needed. Bulletin Board: Create an interactive display using the letters, acronyms, writing, and mantras.
Lesson Goal	Lesson Materials
Describe what respect is and explain it in terms of the 'Golden Rule'.	Discussion Starters & Challenge Task Cards Anchor chart pieces and chart paper Book: <u>The Golden Rule</u> Golden Rule poster Writing templates Video: <u>Kids of Character</u> Video: <u>What does respect mean?</u> Song: Respect RESPECT letters Reflection Journal (pg. 1) Mantra posters & cards Bulletin board letters
Vocabulary	
respect, respectful, golden rule, words related to respect	

Community building activities get older kids warmed-up and ready for the lesson.

Interactive, detailed lessons for the whole group to complete together.

Use the lesson goal to guide the lesson.

Teach important SEL vocabulary.

Discussion starters and lesson challenges to encourage a group discussion and challenge students to take action.

Hands-on activities, reflection journal, games, and tools that build social emotional skills.

All of the materials needed to complete lessons in a list.

respect Unit

Discussion Cards & Challenges

Discussions are a great warm-up to your SEL block or morning meeting. The included discussion cards (questions and scenarios) provide a valuable way to engage kids and have them reflect and respond. Lesson challenges encourage kids to take action. No more coming up with engaging prompts and challenges; these are done for you!



respect Unit

Anchor Chart & Posters

Anchor chart materials are included for every lesson in this unit. The lesson plan clearly explains how to use it to support the main lesson. They are helpful to organize your lesson and as a visual for students. Simply print the anchor chart pieces and attach to your poster to get started!



respect Unit

Support Materials

Support materials, such as bulletin boards and student tools, are included in this unit. They help children grasp the lesson and build important social-emotional skills. Create and use the tools as needed during your lessons and after to support your students.



respect Unit

Writing Activities & Journal

Writing activities and a reflection journal are included to emphasize the lesson topics. Kids will enjoy reflecting on the lessons and books read, and writing about the important topics. You will have differentiated writing templates and journal pages to use and meet your students needs. Just print and go to implement the writing activities quickly and easily!




Create a reflection journal for the unit by binding the pages together ahead of time.



respect Unit

Activities & Games

There are a variety of follow-up activities included for every lesson. These fun and engaging activities encourage students to build the important social-emotional skills taught in the lesson. There are independent, small group, and partner activities included, such as games, sorting activities, and role play scenario cards.



respect Unit

BONUS: Family Partnership Guide

Connect with and encourage families to take part in the social-emotional learning development of their child and the concepts you are teaching at school. This unit includes a printable guide with a letter to families, strategies and activities they can try at home, and a book guide with video links. Send it home before your unit begins. They will thank you!



Use the respect unit for your

- ♥ SEL block
- ♥ Morning meetings
- ♥ Whole-class discussions
- ♥ Small groups
- ♥ Partner activities
- ♥ Independent work
- ♥ Early finishers
- ♥ Counselor lessons
- ♥ Sub-plans
- ♥ And much more!



Teachers Love **mind+heart**CH W. 

This resource is thorough and beautifully made. It allowed my students to define respect in a way that worked for them. This helped students from every culture in the room to feel comfortable.

RESPECT CARD

Remember to do your chores without your parents reminding you. Go ahead and do something extra without them asking.

RESPECT CARD

Answer politely when a stranger asks you something. Tell them to 'have a nice day' after.

Our SEL units are enjoyed in thousands of classrooms worldwide!

Learn More About

mind+heart

Proud to Be Primary

Learn about teaching social-emotional learning effectively in K-2 with our SEL curriculum.

CLICK to learn more!




Click the image to see the SEL 3-5 curriculum BUNDLE with EVERYTHING you need for a year of SEL!

Want a FREE Sample of mind+heart?



SIGN UP TO GET AN SEL LESSON
& MATERIALS FOR FREE!



I'd love for you to try a sample of the MIND+HEART SEL Curriculum with your students to see if it is a perfect fit for you and your students!

[CLICK HERE TO
GRAB YOUR
FREE SAMPLE!](#)



BACKGROUND

The mind+heart social and emotional learning curriculum was designed to help teachers instruct young children to develop emotional literacy, self-control, and social competence. The ultimate goal is for primary aged children to develop a healthy sense of self and positive peer relations, that will continue throughout their lives. Children will learn to express their emotions appropriately, solve problems, develop a “growth mindset”, build relationships, and be thoughtful citizens who take responsibility and show respect.

mind+heart includes a variety of thought provoking lessons and discussions, community building ideas, and engaging activities to help build important social and emotional skills. Children will have many opportunities to learn, practice, and develop SEL through a variety of lessons and activities. Teachers are provided with all lesson materials, instructions, and a layout that is simple and easy to implement. mind+heart is a flexible SEL curriculum that can be taught when teachers have time, while the recommendation is to teach a lesson once to twice or more a week.

mind+heart is research based and loosely aligns to the CASEL framework of the 5 core competences for SEL. It provides educators with an affordable option that is comprehensive and appropriate for the K-2 classroom.