

# Social & Emotional Learning



mind+heart 3-5 Curriculum by *Proud to Be* Primary

# respect

## DIGITAL UNIT

Proud to Be  
Primary

### What is Included in this Unit

- ♥ 5 lessons that include detailed lesson plans
- ♥ Each lesson includes thought starter questions, digital anchor chart, lesson and follow-up activities
- ♥ Get started easily with copy links for Google Slides & interactive PowerPoint files that are ready for you!



# digital mind+heart - respect Unit



## LESSON Overview



Lesson 1

What is Respect?

Lesson 2

Showing Respect

Lesson 3

Integrity & Honesty

Lesson 4


Accepting Differences

Lesson 5

Stereotyping

# Lesson 1 - What is Respect?

Lesson 1 teaches to understand what respect is and describe how it sounds, looks, and feels.



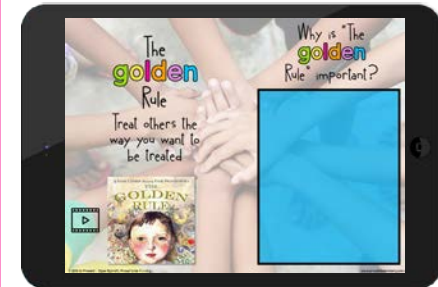
Lesson Plan



Thought Starters



Digital Anchor Chart



Book & Writing Activity



Song & Response Activity



Respect Acronym Activity



Respect Mantras




Reflection Journal




# Lesson 2 - Showing Respect

Lesson 2 teaches children to describe and demonstrate ways to show respect in different places and ways. They will be encouraged to show respect each day.



## Lesson Plans



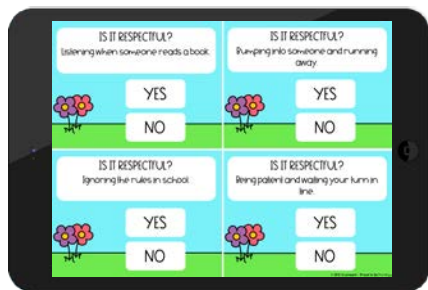
## Thought Starters



## Digital Anchor Chart



## Writing Activity



## Sorting Activity



## Oath & Parent Letter




## Role Play Cards



## Service Project

# Lesson 3 - Integrity & Honesty

Lesson 3 teaches children to describe what honesty and telling the truth means and demonstrate ways of being honest.



Lesson Plan




Thought Starter



Digital Anchor Chart



Honesty Poster



Poster & Pamphlet



Book & Writing Activity




Self-Assessment




Game

# Lesson 4 - Accepting Differences

Lesson 4 teaches children to describe what gratitude means and the importance of giving thanks. Strive to give thanks and appreciate what they have.



Lesson Plan



Thought Starter



Digital Anchor Chart



Boardgame



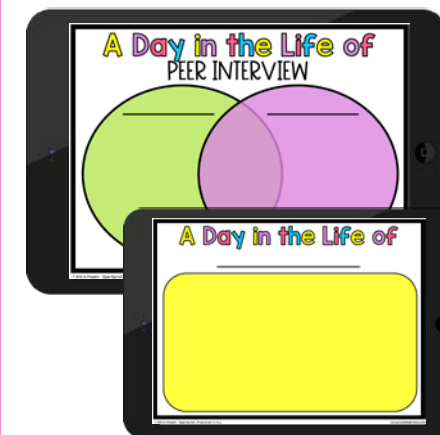
Vocab. Posters



Book & Writing Activities




Sharing & Parent Letter




Peer Interview

# Lesson 5 - Stereotyping


Lesson 5 teaches children to understand and show appreciation of differences and similarities amongst classmates.




Lesson Plan



Thought Starter



Digital Anchor Chart




Poster




"I Feel" Poster Template



Emotions Scenarios



Talking Bubbles



Emotions Journal



# How to Use **mind+heart digital**

This **mind+heart digital** resource has been reformatted and modified to be taught digitally in conjunction with the printable version or independent of it. The lessons and activities have been adapted to be used online in digital teaching platforms and on devices.

## Possible Uses:

- Students can complete assignments digitally after a classroom lesson
- Beneficial for one-to-one classrooms
- For use in Google Slides and Google Classroom
- Interactive PowerPoint files are included for use in various online apps or on your classroom devices

## Benefits:

- Kids learn to use different digital methods and devices
- Gain practice and skills working and interacting online
- Provides I:1 classrooms with meaningful digital activities
- Supports school counselors and provides materials for sessions
- Provides families with additional tools to support kids at home
- Works well in a homeschool setting
- Supports remote and distance learning



# Why mind+heart digital

The **mind+heart digital** social-emotional learning program was designed to help teachers guide and instruct kids to develop emotional awareness and social competence. The goal is for kids in grades 3-5 to develop a healthy sense of self and positive interpersonal skills, that will continue throughout their lives and lead to success in academics and beyond. Kids will learn to express emotions appropriately, develop a “growth mindset”, build relationships, and be thoughtful citizens who take responsibility and show respect.

**mind+heart digital** complements the original version with the same great lessons that have been modified to fit digital learning. It adds a different modality for students to experience. Kids will have opportunities to learn, practice, and develop SEL through a variety of engaging lessons, warm-up ideas, and digital activities. The program provides teachers and parents with lesson plans, instructions, videos, and activities to support social-emotional learning in digital format. It is recommended that a group lesson be taught before but it is not mandatory.

**mind+heart digital** can be used in conjunction with the original mind+heart SEL 3-5 curriculum to enhance learning. It can also be used separately to further an individual's independent practice of social-emotional skills: in the classroom, in a homeschool setting, or in counselling sessions. This digital SEL program can be used in Google Classroom, Seesaw, and other similar platforms to support 1:1 classrooms in delivering a meaningful SEL program.

**mind+heart digital** aligns to the CASEL framework of the 5 core competences for SEL. It provides educators with an affordable and accessible option that is structured and highly effective in 3-5 classrooms.

# respect

## DIGITAL UNIT

Think about the things we should say versus think (use THINK acronym poster for guidance).

### HEAD or Mouth

Read each Scoot card. Record 'head' or 'mouth' in the corresponding spot below.

1	2	3	4
5	6	7	8
9	10	11	12
13	14	15	16

HEAD or Mouth ①  
HEAD or Mouth ②  
HEAD or Mouth ③  
HEAD or Mouth ④  
HEAD or Mouth ⑤  
HEAD or Mouth ⑥  
HEAD or Mouth ⑦  
HEAD or Mouth ⑧  
HEAD or Mouth ⑨  
HEAD or Mouth ⑩  
HEAD or Mouth ⑪  
HEAD or Mouth ⑫  
HEAD or Mouth ⑬  
HEAD or Mouth ⑭  
HEAD or Mouth ⑮  
HEAD or Mouth ⑯

"That person is really big!  
They must eat a lot!"

# respect

## DIGITAL UNIT

Read the examples and decide whether each example shows respect. Move a checkmark to show.



IS IT RESPECTFUL?

Listening when someone reads a book.



YES

NO

IS IT RESPECTFUL?

Bumping into someone and running away.



YES

NO

IS IT RESPECTFUL?

Ignoring the rules in school.



YES

NO

IS IT RESPECTFUL?

Being patient and waiting your turn in line.



YES

NO

© 2015 by present - Proud to be Primary

# respect

## DIGITAL UNIT

Read the definition and watch the videos to learn about respect on the digital chart called "What is Respect?" Record examples of what respect should look, feel, and sound like.

Respect means treating others the way you want to be treated. It means caring about others and how your words and actions impact them.

### What is Respect?



Click the video icon to go to the internet to view the video (safe link).

LOOK LIKE

SOUND LIKE

FEEL LIKE

© 2013 to Present - Eliza Wright, Proud to Be Primary

www.proudtobeprimary.com



# THANK YOU!

Thank you so much for downloading this resource! I appreciate your interest and hope that the resource is exactly what you are looking for. Remember to leave feedback for credits towards future purchases on TpT. I am always happy to answer any and all questions or concerns regarding this resource. Please email me at [elyse@proudtobeprimary.com](mailto:elyse@proudtobeprimary.com).



## Terms of Use

Purchase or download of this resource entitles the purchaser/downloader to **single classroom use only**. Duplication for staff, schools, or districts is strictly prohibited. Copying, posting, or selling any part of this resource is a violation of the Digital Millennium Copyright Act (DMCA). The purchaser is entitled to use the digital portion of the resource in a secure, password protected online portal (Seesaw, Google Classroom, Microsoft Teams) for use with students ONLY. All materials are copyrighted © Proud to be Primary - Elyse Rycroft

## Let's Stay Connected!

Join my  
Email List  
for proud primary  
Teachers

Join our  
Community  
for proud primary  
Teachers



## Fonts & Clipart





# RELATED RESOURCES

Click on any teacher resource to see more details in store!

## Social & Emotional Learning



3-5 Curriculum by Proud to be PRIMARY

Printable Curriculum

## DIGITAL Social-Emotional Learning



3-5 Curriculum by Proud to be Primary

Digital Curriculum




Use both together to enhance learning and provide a meaningful SEL program.





# BEST SELLING teacher resources

Click on any teacher resource to see more details in store!



Head to [shop.proudtobeprimary.com](https://shop.proudtobeprimary.com) for a complete listing of resources.