

50 Original Poems

Weekly Poetry Practice

poetry mats

SCHOOL YEAR **bundle**


Proud to Be **Primary**

The School Bus
 The school bus is yellow and black.
 It picks me up
 And I sit in the back.
 I listen closely
 And follow each rule
 As we drive all the way to school.
 "Have a great day!"
 I hear the driver say.
 I love driving in the bus each day!



Name: Steve
The School Bus
 Fill in the missing words in the poem using the word list.
 The school bus is yellow and black.
 It picks me up
 And I sit in the back.
 I listen closely
 And follow each rule
 As we drive all the way to school
 "Have a great day!"
 I hear the driver say.
 I love driving in the bus each day!
 rule driver school listen

Date: Sept. 25
Color the Medding
 Color pictures that match the meaning.



Rhyming Words
 Find pairs of rhyming words in the poem and record

black ←→ back
 say ←→ day


Complete the Part
 Find each part in the poem and write the missing words to complete the part.

It picks me up and I sit in the back.
 As we drive all the way to school.
 "Have a great day!" I hear the driver say.

© Proud to Be PRIMARY 2007


Builds Important ELA Skills & Fluency

Pumpkins, pumpkins all around,
 Growing on the cool, hard ground.
 Once you were a seed so small,
 Now you are a big, orange ball.
 Pumpkins, pumpkins all around,
 Time to pick one large and round!



Name: Danielle
Pumpkins
 Read the poem 2 times and complete the activities.

Pumpkins, pumpkins all around,
 Growing on the cool, hard ground.
 Once you were a seed so small,
 Now you are a big, orange ball.
 Pumpkins, pumpkins all around,
 Time to pick one large and round!

Date: Oct. 4
Illustrate the Poem
 Highlight 4 words to describe a pumpkin and write below.
 → 

Complete the Activity
 Highlight 4 words to describe a pumpkin and write below.

1- big 3- large
 2- orange 4- round

Answer the Questions
 Read the questions and answer them using complete sentences.

1- Where do pumpkins grow?
 Pumpkins grow on the cool, hard ground.
 Why do people pick pumpkins?
 People pick pumpkins because they are ripe.

© Proud to Be PRIMARY 2007

4 Types of Pages with Activities

No- Prep ♥ Printable & Digital ♥ Engaging

All About poetry mats

Proud to Be Primary

What's included in this bundle

- ♥ 10 months of poems and differentiated activities for Kindergarten to 2nd Grade
- ♥ Each month includes 5 original poems & 4 activity pages = 50 poems for the year!
- ♥ Poems & activities build many ELA skills
- ♥ Google Slides & Seesaw images provided of online use

September Poem Activities
poetry mats

5 Original Themed Poems
20 Engaging Activities
Covers Important ELA Skills
Build Fluency & Comprehension
4 Types of Pages

Printable: Google Slides by [Proud to Be Primary](#)

October Poem Activities
poetry mats

5 Original Themed Poems
20 Engaging Activities
Covers Important ELA Skills
Build Fluency & Comprehension
4 Types of Pages

Printable: Google Slides by [Proud to Be Primary](#)

November Poem Activities
poetry mats

5 Original Themed Poems
20 Engaging Activities
Covers Important ELA Skills
Build Fluency & Comprehension
4 Types of Pages

Printable: Google Slides by [Proud to Be Primary](#)

December Poem Activities
poetry mats

5 Original Themed Poems
20 Engaging Activities
Covers Important ELA Skills
Build Fluency & Comprehension
4 Types of Pages

Printable: Google Slides by [Proud to Be Primary](#)

January Poem Activities
poetry mats

5 Original Themed Poems
20 Engaging Activities
Covers Important ELA Skills
Build Fluency & Comprehension
4 Types of Pages

Printable: Google Slides by [Proud to Be Primary](#)

February Poem Activities
poetry mats

5 Original Themed Poems
20 Engaging Activities
Covers Important ELA Skills
Build Fluency & Comprehension
4 Types of Pages

Printable: Google Slides by [Proud to Be Primary](#)

March Poem Activities
poetry mats

5 Original Themed Poems
20 Engaging Activities
Covers Important ELA Skills
Build Fluency & Comprehension
4 Types of Pages

Printable: Google Slides by [Proud to Be Primary](#)

April Poem Activities
poetry mats

5 Original Themed Poems
20 Engaging Activities
Covers Important ELA Skills
Build Fluency & Comprehension
4 Types of Pages

Printable: Google Slides by [Proud to Be Primary](#)

May Poem Activities
poetry mats

5 Original Themed Poems
20 Engaging Activities
Covers Important ELA Skills
Build Fluency & Comprehension
4 Types of Pages

Printable: Google Slides by [Proud to Be Primary](#)

June Poem Activities
poetry mats

5 Original Themed Poems
20 Engaging Activities
Covers Important ELA Skills
Build Fluency & Comprehension
4 Types of Pages

Printable: Google Slides by [Proud to Be Primary](#)

The 4 Types of poetry mats

Proud to Be Primary

1

Name:		Date:	
I'm a Little Student Read the poem 2 times and complete the activities. I'm a little student, Short and smart. Here is my pencil, Here is my chart. When I hear a lesson Hear me say, *I'm ready to read and write Everyday!		Illustrate the Poem Visualise and draw a picture to show meaning.	
		Complete the Activity Highlight 4 words that start with 'r' and write below. 1. 3. 2. 4.	
Answer the Questions Read the questions and answer them using complete sentences. 1. What two words can be used to describe the student? 2. What does the student say?			


Student reads the poem and completes 4 activities, including answering questions and illustrating the poem.

2

Name:		Date:	
I'm a Little Student Fill in the letterboxes in the poem using the word list. I'm a little [][][][][] Short and smart. Here is my [][][][] Here is my chart. When I hear a [][][][] Hear me say, *I'm ready to [][][] and write Everyday! lesson student read pencil		Make a Connection Draw a picture to show your connection to the poem.	
		Answer the Question Read the questions and check OFF the correct answers. 1. The student is <input type="radio"/> strong <input type="radio"/> short <input type="radio"/> silly 2. The student has a pencil and <input type="radio"/> chart <input type="radio"/> book <input type="radio"/> paper	
Order the Events Draw or write 3 events from the poem in order. 1. [] 2. [] 3. []			

Student reads the poem and completes 4 activities, including letterboxes, connecting, and sequencing.

3

Name:		Date:	
I'm a Little Student Fill in the missing words in the poem using the word list. I'm a little student, _____ and smart. Here is my pencil, Here is my _____. When I hear a lesson Hear me _____, *I'm ready to read and Everyday!		Color the Meaning Color pictures that match the meaning. 	
		Rhyming Words Find pairs of rhyming words in the poem and record. ← →	
Complete the Part Find each part in the poem and write the missing words to complete the part. I'm a little student: Here is my pencil: Here Hear me say: I'm ready to			

Student reads the poem and completes 4 activities, including filling in missing words and completing parts.

4

Name:		Date:	
I'm a Little Student Read the poem and rewrite it on the lines.			
I'm a little student, Short and smart. Here is my pencil, Here is my chart. When I hear a lesson Hear me say, *I'm ready to read and write Everyday!			
Complete the Tasks Read and Follow the instructions for each task. 1. Circle 3 nouns with BLUE. 2. Circle 2 repeating words with GREEN. 3. Circle 2 adjectives with RED. 4. Challenge: Read it with your lips closed!		Draw a Part Underline one line in the poem and draw it below.	

Student reads the poem and completes 3 activities, including rewriting the poem and completing a series of tasks.

poetry mats

Proud to Be Primary

50 Seasonal Poems Included

See individual monthly previews for a complete list!



ELA Skills Covered

1. Reading
2. Connecting
3. Sequencing
4. Comprehension
5. Rhyming Words
6. Writing
7. Illustrating
8. Grammar
9. Using context clues
10. Sentence structure
11. Phonics
12. So much MORE!

"I have purchased all of your poetry bundles, and I could not be more happy with them! My students and I work with a new poem every week, working on fluency while reading each morning, and then completing the additional activities during literacy centers. I will be using these resources for many year to come!"

Date: June 1

Color the Meaning
Color pictures that match the meaning



Rhyming Words
Find pairs of rhyming words in the poem and record

tool ↔ school
late ↔ date

Complete the Part
Find each part in the poem and write the missing words to complete the part.

It tells us when it's time for school.
So set your watch and set the date.
Short hand, long hand,
clock face too.

tool Clock long watch

© Proud to be PRIMARY 2007

Digital poetry mats

Name: _____

School's Over
Click and drag the correct words into the boxes below.

The _____ has come to say goodbye,
The year it seems has flown right by.
We _____ the fun we've had,
Lots of moments both _____ and sad.
It's time now to run and play,
The sun is out, almost everyday.
You've worked hard, enjoy the summer.
We'll see you later, when it's _____

summer
play
time

remember happy over time

Make a Connection
Add or upload a photo to show your connection.

Answer the Question
Read the questions and check off the correct answers.

1. There are lots of happy _____.
 times days memories

2. The _____ is out, almost everyday.
 sun teacher kid

Order the Events
Place 3 events from the poem in order.

1 2 3

© 2015 to Present - Elyse Rycroft, Proud to be Primary

A link and instructions are provided to make a copy of a Google Slides™ document that you can use with your students.



Images to Use in Seesaw

poetry mats

Proud to Be Primary

Image files for each sheet are included for use with Seesaw or another secure, password-protected platform for your classroom of students.



JUNE Poetry Mats

INTERACTIVE PPT



Slide1



Slide2



Slide3



Slide4



Slide5



Slide6



Slide7



Slide8



Slide9



Slide10



Slide11



Slide12



Slide13



Slide14



Slide15



Slide16



Slide17



Slide18



Slide19



Slide20



Slide21



Slide22



Slide23



Slide24



Slide25



Slide26



Slide27



Slide28



Slide29



Slide30



Slide31



Slide32



Slide33



Use poetry mats for...

- ♥ Whole group reading
- ♥ Small group instruction
- ♥ Fast finishers
- ♥ Independent practice
- ♥ Morning work
- ♥ Assessments
- ♥ Literacy centers
- ♥ Sub-plans
- ♥ Home practice

Why You Need

poetry mats

Proud to Be Primary

- This ONE poetry BUNDLE is all you need to build reading fluency through repeated reading for the whole school year.
- Help students build reading comprehension skills with follow-up questions and activities for each poem.
- 50 original themed poems provide variety and keep interest high!
- Save time as your non-prep poetry activities are ready for you!
- This differentiated, versatile resource is great for whole group reading, independent reading, small groups, sub-plans, morning work, literacy centers, home practice, and more!
- They build reading confidence and kids love them!



How about you?
Crispy and crunchy,
Tart and sweet.
Apples are healthy,
And a tasty treat!



"I love this resource not only because it helps my students practice identifying rhyming patterns, but because of the differentiated activities included. Thank you for a great resource!"

Name: Stephanie

Apples

Read the poem and rewrite it on the lines.

Red ones, yellow ones
Green ones too!
I love apples.
How about you?
Crispy and crunchy,
Tart and sweet.
Apples are healthy,
And a tasty treat!

Red ones, yellow
Green ones too!
I love apples.
How about you?
Crispy and crunchy,
Tart and sweet.
Apples are healthy,
And a tasty treat!

Draw a Part

Underline one line in the poem and draw it below.



"The poems are fun and students look forward to seeing what the new poem will be. The activities are fun for the students to complete and helps strengthen their comprehension."

Learn More About poetry mats



Love this resource?
Get 4 months for FREE with
this Poetry Mats BUNDLE
with poems and activities
for the whole year.

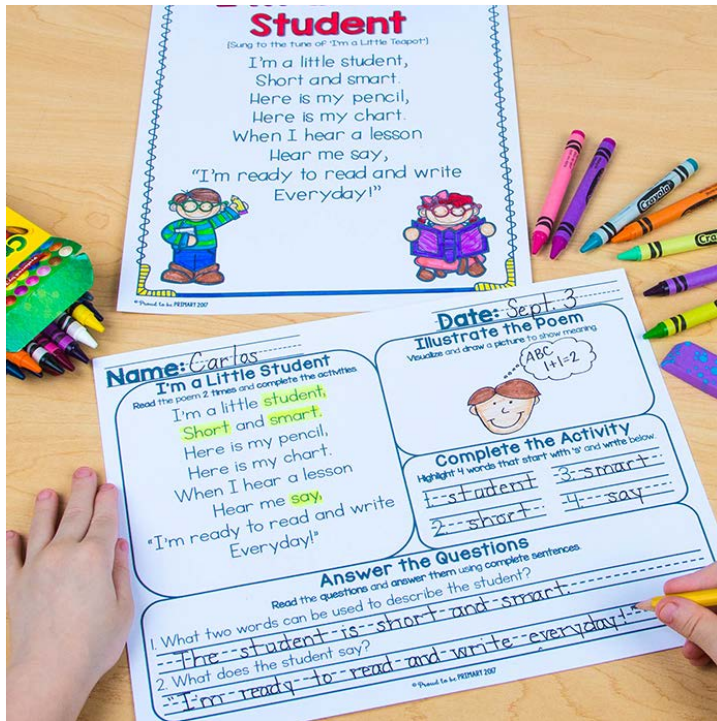
Learn more about using Poetry
Mats to help you teach poetry
in K-2!



Want a FREE Sample of poetry mats



GET A FREE POEM &
ACTIVITIES FOR FREE!



I'd love for you to try this resource with your students to see if they are a perfect fit for your students!

[CLICK HERE TO
GRAB YOUR
FREE SAMPLE!](#)