



## PRINTABLE & DIGITAL



**The School Bus**

The school bus is \_\_\_\_\_.

It goes \_\_\_\_\_.

and it \_\_\_\_\_.

and it \_\_\_\_\_.

It is \_\_\_\_\_.

and it \_\_\_\_\_.

and it \_\_\_\_\_.

# Poem of the Week BUNDLE

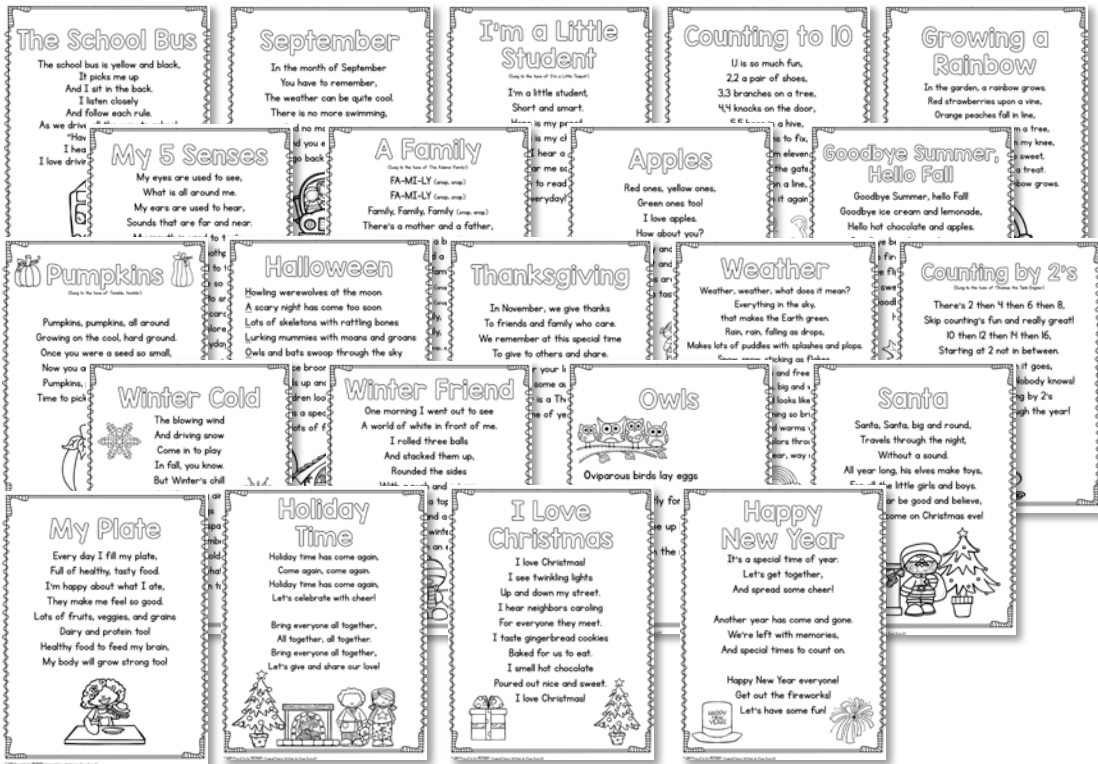
What is included in this Resource:

- 1 65 original poems + 20 nursery rhymes
- 2 Poems on a variety of classroom topics and themes
- 3 6 activities for each poem and nursery rhyme (PRINTABLE & DIGITAL)
- 4 Poems on sentence strips for your pocket chart
- 5 Poem of the Week or Month banner for your bulletin board

Everything you need to teach  
an interactive poem of the week  
all year long!

# Poem of the Week #1

## 22 Original Poems Included



## 6 Activities for Each Poem

MODEL UP Success Steps for "The School Bus"

"Have a great day!"

And Follow each rule.

I hear the driver say:

As we drive all the way to school

And I sit in the back.

It picks me up

I love driving in the bus each day!

I listen closely

The school bus is yellow and black

Have a \_\_\_\_\_  
I hear the \_\_\_\_\_  
I love driving in \_\_\_\_\_

The school bus is yellow and black,  
It picks me up  
And I sit in the back.  
I listen closely  
And follow each rule.  
As we drive all the way to school  
"Have a great day!"  
I hear the driver say.  
I love driving in the bus each day!

The school bus is \_\_\_\_\_ and black.  
It picks me up  
And I sit in the \_\_\_\_\_.  
I listen closely  
And \_\_\_\_\_ each rule.  
As we \_\_\_\_\_ all the way to school  
"Have a great day!"  
I hear the \_\_\_\_\_ say.  
I love driving in the \_\_\_\_\_ each day!

driver	yellow	drive
back	follow	bus

The school bus is \_\_\_\_\_ and black,  
It picks me up  
And I sit in the \_\_\_\_\_.  
I listen closely  
And \_\_\_\_\_ each rule.  
As we \_\_\_\_\_ all the way to school.  
"Have a great day!"  
I hear the \_\_\_\_\_ say.  
I love driving in the \_\_\_\_\_ each day!

### The School Bus

The scho

And I sit

And follow

the way

day!"

I love driving in

yellow an

back.

rule.

school.

I hear +

the bus each

It picks r

I listen c

As we d

“Have

say.

day!

# Poem of the Week #1

## Using with Google

A link and instructions are provided to make a copy of a Google Slides™ document that you can assign to your students and use digitally within your Google Classroom™.

### The School Bus

The school bus is [ ] and black,  
It picks me up  
And I sit in the [ ].  
I listen closely  
And [ ] each rule.  
As we [ ] all the way to school.  
"Have a great day!"  
I hear the [ ] say  
I love driving in the [ ]

driver      yellow  
back      follow

Fill in the missing words in the poem using the word bank at the bottom.

Click and drag boxes to highlight and circles to annotate the poem.



### The School Bus

The school bus is yellow and black,  
It picks me up  
And I sit in the back.  
I listen closely  
And follow each rule.  
As we drive all the way to school.  
"Have a great day!"  
I hear the driver say.  
I love driving in the bus each day!

### The School Bus

The school bus is yellow and black,  
It picks me up  
And I sit in the back.  
I listen closely  
And follow each rule.  
As we drive all the way to school.  
"Have a great day!"  
I hear the driver say  
I love driving in the bus each day!



### The School Bus

The school bus [ ]  
It picks [ ]  
And I sit [ ]  
I listen [ ]  
And follow [ ]  
As we drive all [ ]  
[ ]  
[ ]  
Have a [ ]  
I hear the [ ]  
I love driving in [ ]  
[ ]  
[ ]

Copy and complete each line of the poem.


Image files for each poem and activity are included for use with Seesaw or another password-protected platform for your students. Select and upload the pages you want.





# Poem of the Week #2

## 21 Original Poems Included



## Poem of the Week #2

## 6 Activities for Each Poem

# Valentine's Day

Valentine's Day is a time to say,  
Nice things to your friends in cards.  
So get out the paper  
And cut out some hearts.  
Add some "I love you's"  
For your sweetheart.  
Put cards in a box with a special treat,  
Something like chocolate  
Or anything sweet.  
But most important remember to say,  
"Have a Happy Valentine's Day!"



# Valentine's DAY

[illegible]

## Valentine's Day

\*re-build the poem with the sentence strips\*

Subject: English	Topic: Valentine's Day
Valentines Day is a time to tell Nice things to your friends in a So get out the paper And out of some hearts Add some 'I love you's' For your sweetheart Put cards in a box with a special tie Something like chocolate Or anything sweet Put your heart remember to Make up a letter or a Valentine's Day	MEMO: Subject: Valentine's Day Title: Valentine's Day For your sweetheart And out of some hearts So get out the paper Something like chocolate Add some 'I love you's' 'Have a happy Valentine's Day' But most important remember to say Nice things to your friends in cards Or anything sweet! Put cards in a box with a special tie Valentines Day is a time to say,

## Valentine's Day

Valentine's Day  
Nice things to  
So get out  
And out out  
Add some  
For your  
Put cards in a box  
Something  
Or  
But most  
Have a Happy Valentine's Day

# Valentine's Day

Valentine's Day is a time to say,  
Nice things to your friends in cards.  
So get out the paper  
And cut out some hearts.  
Add some "I love you's"  
For your sweetheart.  
Put cards in a box with a special treat.  
Something like chocolate  
Or anything sweet.  
But most important remember to say,  
"Have a Happy Valentine's Day!"

Complete the following tasks:

- Circle the sight words.
- Highlight the rhyming words.
- Draw a picture to illustrate.

## Valentine's Day

Valentine's Day is a time to say,  
Nice things to your \_\_\_\_\_ in cards.  
So get out the paper  
And cut out some \_\_\_\_\_.  
Add some "I love you's"  
For your \_\_\_\_\_.  
Put \_\_\_\_\_ in a box with a special treat,  
Something like chocolate  
Or anything \_\_\_\_\_.  
But most important remember to say,  
"Have a Happy \_\_\_\_\_ Day!"

sweet	cards	Valentine's
sweetheart	hearts	friends

## Valentine's Day

Valentine's Day is a time to say,  
Nice things to your \_\_\_\_\_ in cards.  
So get out the paper \_\_\_\_\_  
And cut out some \_\_\_\_\_.  
Add some "I love you's"  
For your \_\_\_\_\_.  
Put \_\_\_\_\_ in a box with a special treat,  
Something like chocolate  
Or anything \_\_\_\_\_.  
But most important remember to say,  
"Have a Happy \_\_\_\_\_ Day!"

sweet	cards	Valentine's
sweetheart	hearts	friends

+ Pocket Chart Strips

## Valentine's Day

Valentine's	friends in	And cut ou	you's"	Put card	chocolate	remember to say,
a time to	So get ou	hearts.	For your	with a s	Or anything	"Have a Happy
Nice thing	paper	Add some	sweethe	Somethin	But most imp	Valentine's Day!"



# Poem of the Week #2

## Using with Google

A link and instructions are provided to make a copy of a Google Slides™ document that you can assign to your students and use digitally within your Google Classroom™.



**100 Days Smarter**

It's the 100<sup>th</sup> day of school.

Hooray! We have made it so far!

We've been  one-by-one

Now we're 100  stars.

We have done so many .

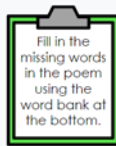
All the  that each day brings.

Now let's  100 days .


Before we head out the

start  day  cc


things  learning



Fill in the missing words in the poem using the word bank at the bottom.



Click and drag boxes to highlight and circles to annotate the poem.



**100 Days Smarter**

It's the 100<sup>th</sup> day of school.

Hooray! We have made it so far!

We've been counting one-by-one

Now we're 100 day stars.

We have done so many things,

All the learning that each day brings.

Now let's start 100 days more.



**100 Days Smarter**

It's the 100<sup>th</sup> day of school.

Hooray! We have made it so far!

We've been counting one-by-one.

Now we're 100 day stars.

We have done so many things.

All the learning that each day brings.

Now let's start 100 more.

Before we head out the door!

**100 Days Smarter!**



**100 Days Smarter**

It's the 100<sup>th</sup>

Hooray! We have

We've been

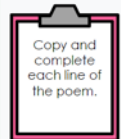
Now we're 100

We have done

All the learning

Now let's start


Before we head



Copy and complete each line of the poem.

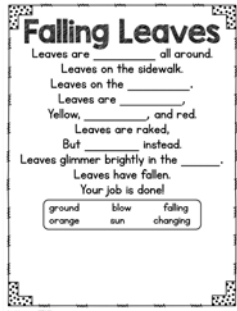
# Poem of the Week #3

## 22 Original Poems Included

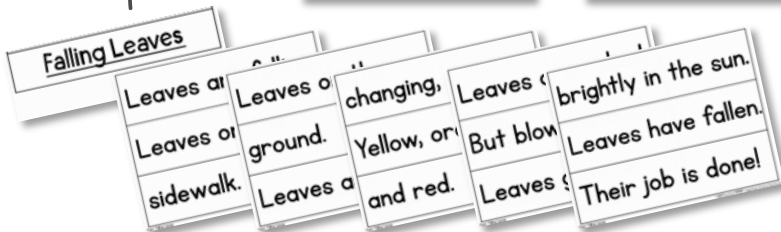


# Poem of the Week #3

## 6 Activities for Each Poem




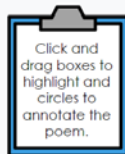
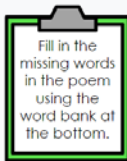
+ Pocket  
Chart  
Strips



# Poem of the Week #3


## Using with Google

A link and instructions are provided to make a copy of a Google Slides™ document that you can assign to your students and use digitally within your Google Classroom™.







# Poem of the Week #4

## 20 Nursery Rhymes Included



# Poem of the Week #4

## 6 Activities for Each Rhyme



+ Pocket  
Chart  
Strips





# Poem of the Week #4

## Using with Google

A link and instructions are provided to make a copy of a Google Slides™ document that you can assign to your students and use digitally within your Google Classroom™.

**Humpty Dumpty**

Humpty  sat on a .

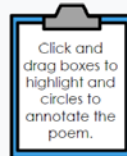
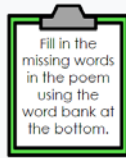
Humpty Dumpty had a  fall.

All the King's .

And all the King's .

Couldn't put  together.

Humpty	men	Dump
horses	wall	gre



**Humpty Dumpty**


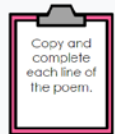
Humpty Dumpty sat on a wall,

Humpty Dumpty had a great fall.

All the King's horses,

And all the King's men,

ain't



**Humpty Dumpty**

Humpty Dumpty

Humpty Dumpty

Humpty Dumpty

All the

And all

Couldn't put

# THANK YOU!

Thank you so much for downloading this resource! I appreciate your interest and hope that the resource is exactly what you are looking for. Remember to leave feedback for credits towards future purchases on TpT. I am always happy to answer any and all questions or concerns regarding this resource. Please email me at [elyse@proudtobeprimary.com](mailto:elyse@proudtobeprimary.com).



## Terms of Use

Purchase or download of this resource entitles the purchaser/downloader to **single classroom use only**. Duplication for staff, schools, or districts is strictly prohibited. Copying, posting, or selling any part of this resource is a violation of the Digital Millennium Copyright Act (DMCA). All materials are copyrighted © Proud to be Primary - Elyse Rycroft

## Let's Stay Connected!

Join my  
Email List  
for proud primary  
Teachers

Join our  
Community  
for proud primary  
Teachers



## Fonts & Clipart





# RELATED RESOURCES

Click on any teacher resource to see more details in store!

## Weekly Poems & Practice POETRY MATS bundle



Proud to Be Primary



## Poem of the Week

BUNDLE by Proud to Be Primary

## POETRY WRITING

Primary Unit by Proud to Be Primary

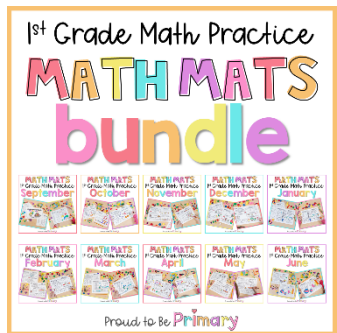

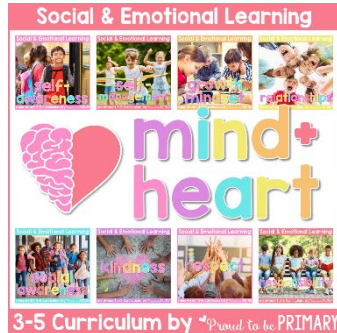






# BEST SELLING teacher resources

Click on any teacher resource to see more details in store!



Head to [www.shopproudtobeprimary.com](http://www.shopproudtobeprimary.com) for a complete listing of resources.