

300
Pages

Reading & ELA Skill Practice

phonics mats

SCHOOL YEAR

Proud to Be Primary
bundle

I-4 Activities
on Each Sheet

Name: _____

Read and Find

Trace the letters and say the blend. Read the story and color a shape three times. Then find and highlight the blends in the story.

sl cl pl gl

Slug and Clam sat on the sled. Slug and Clam slips and slides on the sled. Slug has a plan. Slug puts a flag on the sled. Clam claps for Slug. Slug and Clam are glad to play.



Date: _____

Illustrate The Sentence

Draw a picture to match one of the sentences.



Answer the Question

Read the questions and check off the correct answers.

1. Slug and Clam sat on the sled slop
2. _____ puts a flag on the sled. Slug Clam
3. Slug and Clam are glad sad to play.

Name: _____

Color By Code

Color the picture according to the code.



Date: _____

Name: _____

Picture Search

Search the letter and say its sound. Then find and color the pictures that start with it.



Fill It In

Look at each picture. Search each letter and write the sound. Then fill in the missing letter.



Trace & Write

Practice handwriting with the consonant letter.



No- Prep ♥ Reading Passages ♥ Printable & Digital



phonics mats cover...


- ♥ Alphabet
- ♥ Consonants
- ♥ Short vowels
- ♥ Phoneme Segmentation
- ♥ Rhyming
- ♥ Consonant blends
- ♥ Digraphs
- ♥ Syllables
- ♥ Long vowels (silent E)
- ♥ Long vowels (vowel teams, diphthongs, r-controlled)


phonics mats


Differentiated Comprehension Activities


Name: _____ Date: _____

Point and Read
Touch each letter and say the sound. Then, slide under each blend and say the sound. Do this 3 times and color a shape each time. Then, trace the letters on the line.

cl cl cl cl 

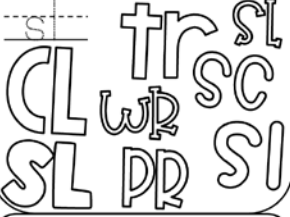
fl fl fl fl 

gl gl gl gl 

pl pl pl pl 

★ ★ ★

Find It
Trace the blend and say its sound. Then, find and circle the blend 3 times.




Match It
Say each letter's sound and say the blend. Then, write the blend.


cl _____ gl _____
fl _____ pl _____


© 200 - Present, Dove Reynolds - Proud To Be Primary www.proudtobeprimary.com


Name: _____ Date: _____

Point and Read
Touch each blend and say the sound. Then, touch and read the word. Do this three times and color a shape each time.

cl cl cl clam 


fl fl fl flag 


gl gl gl glad 


pl pl pl plum 


★ ★ ★

Fill It In
Look at the picture. Then, fill in the missing sound.




 p _____ ug




 c _____ ip

 b _____ ast

 s _____ ug

Real or Nonsense?
Trace the blend. Tap and read the word. Circle if the word is real (thumbs up) or nonsense (thumbs down).

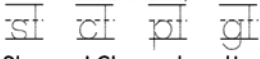
 op  

 um  

© 200 - Present, Dove Reynolds - Proud To Be Primary www.proudtobeprimary.com

Name: _____ Date: _____

Read and Find
Trace the letters and say the blend. Read the story and color a shape three times. Then, find and highlight the blends in the story.



Slug and Clam sat on the sled. Slug and Clam slips and slides on the sled. Slug has a plan. Slug puts a flag on the sled. Clam claps for Slug. Slug and Clam are glad to play.

★ ★ ★

Illustrate The Sentence
Draw a picture to match one of the sentences.

Answer the Question
Read the questions and check off the correct answers.

1. Slug and Clam sat on the _____.

slip sled slop

2. _____ puts a flag on the sled.

Clam clap Slug

3. Slug and Clam are _____ to play.

glad plan sled

© 200 - Present, Dove Reynolds - Proud To Be Primary www.proudtobeprimary.com

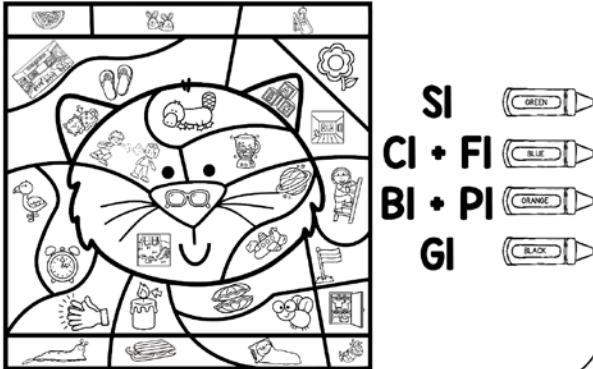
phonics mats


Examples of Color By Activities


Name: _____ Date: _____


Color By The Blend


Color the picture according to the code.



SI 

CI + FI 

BI + PI 


GI 


© 2003 - Present, Easy Peasy - Proud To Be Primary www.pepprimary.com


Name: _____ Date: _____


Color By Letter


Color the picture according to the code.





Tt 


Uu 

Vv 

Ww 

Xx 

Yy 

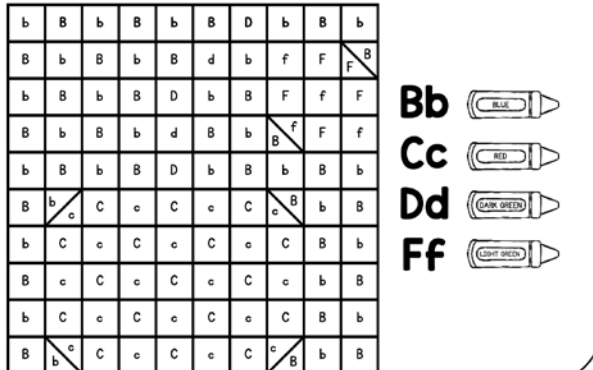
Zz 


© 2003 - Present, Easy Peasy - Proud To Be Primary www.pepprimary.com


Name: _____ Date: _____


Color By Letter


Color the picture according to the code.



Bb 

Cc 

Dd 

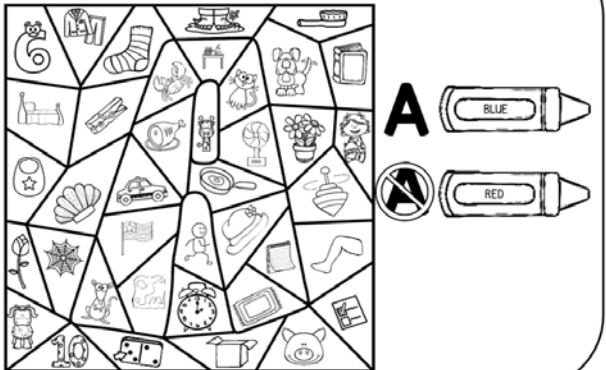
Ff 


© 2003 - Present, Easy Peasy - Proud To Be Primary www.pepprimary.com



Name: _____ Date: _____

Color By Letter

Say each picture and listen for the short vowel. Color based on the code.



A 

© 2003 - Present, Easy Peasy - Proud To Be Primary www.pepprimary.com

phonics mats

Examples of ELA Activities

Name: _____ Date: _____

Picture Search
Touch the blend and say its sound. Find 4 pictures that start with the blend.

bl-

Fill It In
Look at the picture and then fill in the missing blend to finish the word. Practice reading each word.

am

$2 + 3 =$ us

ip

Read, Color, Write
Read the word. Color the picture that matches. Then trace and write the blend.

clap

club

© 2007 - Present, Elise Papart - Proud To Be Primary www.proudtobeprimary.com

Name: _____ Date: _____

Picture Search
Touch the letter and say its sound. Then find and color the 7 pictures that start with it.

B

Fill It In
Look at each picture. Touch each letter and say the sound. Then fill in the missing letter:

hi

po

sa

Trace & Write
Practice tracing each capital and lowercase letter. Then write them.

Bb Bb _____

Cc Cc _____

Dd Dd _____

Ff Ff _____

© 2007 - Present, Elise Papart - Proud To Be Primary www.proudtobeprimary.com

Name: _____ Date: _____

Picture Search
Touch the letter and say its short vowel sound. Find the 5 pictures that start with the same sound.

A

Match It Up
Sound out the word and fill in the missing short vowel. Draw a line to connect the word to its picture.

cr b

gl d

n p

Trace & Write
Practice tracing each capital and lowercase letter. Then write them.

© 2007 - Present, Elise Papart - Proud To Be Primary www.proudtobeprimary.com

Name: _____ Date: _____

I Spy
Find and color the 5 pictures that rhyme with them.

Tap and Map
Tap to read each word. Then, rewrite it:

win

fin

bin

Sentences
Read each sentence and circle the words that rhyme.

- We had so much fun playing in the sun.
- Don't forget to shut the door to the hut!

Find The Rhyme
Look at each picture. Circle the word that rhymes with it.

pan top hot

tub rob cot

dog nod dot




© 2007 - Present, Elise Papart - Proud To Be Primary www.proudtobeprimary.com

phonics mats

Examples of ELA Activities




Name: _____ Date: _____

Write A Sentence
Fill in the blend to make the word. Then, write a sentence using that word.

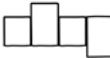
  

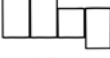
Blend and Match
Tap the letters and say their sounds. Blend them to make a sound. Draw a line to the picture that starts with that blend.

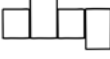
g | b | c

Map and Write
Tap out the sounds and blend to read the word. Rewrite the word on the line.

clap  _____



flag  _____



slip  _____

© 200 - Present, Diane Ryanoff - Proud To Be Primary www.proudtobeprimary.com

Name: _____ Date: _____

Write A Word
Trace the words that start with Aa.

 astronaut  ant

 apple  alligator

What's Missing?
Look at the line of letters. Write the missing letters.

1. a b _ d e _
2. _ f g _ i j
3. k _ m n _ p
4. _ p q r _ t


Say and Circle
Point to each letter and say it. Then, go back and circle the letter Zz.

a m l o p z
z f q z s g
z k z u i z

© 200 - Present, Diane Ryanoff - Proud To Be Primary www.proudtobeprimary.com

Name: _____ Date: _____





Say, Write, Circle
Say the sound at the beginning of the picture. Then write it and circle it.


_ish





f g K F
p F f s
d c r F
f F t M
c f z F

Write It
Touch each letter and say its sound. Then write the letter to finish the words.

C C C C c c c c

at  ap 
up  an 


Read, Write, Change
Touch the letters to read the word. Then change one letter to write the new word.

  
sub 

© 200 - Present, Diane Ryanoff - Proud To Be Primary www.proudtobeprimary.com

Name: _____ Date: _____





Say, Write, Circle
Say the short vowel sound for the picture. Then print it and circle it.


f g



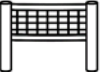
A p l a
m a A O
a K n A
I A a j
b U A a

Write It
Touch each letter and say its short vowel sound. Write the letter to finish the words.

A A A A a a a a

v_n  y_k 
t_m_p  c_h_p 

Which Doesn't Belong?
Touch the letter and say its short vowel sound. Then, say each picture. Cross out the picture that does NOT have that sound in the middle.

Aa   


© 200 - Present, Diane Ryanoff - Proud To Be Primary www.proudtobeprimary.com


phonics mats


Examples of ELA Activities


Name: _____ Date: _____

Rainbow Write
Use different colors to trace the letters. Say them 3 times.


Bb 

Cc 



Dd 

Ff 

Picture Match
Look at the pictures in each line. Color the two that start with the same sound.




Say and Write
Say the picture. Then, write the sound you hear at the end.


 ma  we


© 200 - Present, Elise Reynolds - Proud To Be Primary www.proudtobeprimary.com


Name: _____ Date: _____


Rainbow Write
Use different colors to trace the letters. Say them 3 times.

 Aa



 Bb

 Cc

 Dd

 Ee

Letter Search
Look in the table and use the code to color in the boxes.

B  b 

b	b	b	b	b
B	B	B	B	B
b	B	b	B	b
b	B	B	B	b
b	B	B	B	b
b	B	B	B	b
b	B	B	B	b
b	B	B	B	b
b	B	B	B	b
b	B	B	B	b

Trace and Write
Trace the letters and write them.

Rr Ss Tt

© 200 - Present, Elise Reynolds - Proud To Be Primary www.proudtobeprimary.com

Name: _____ Date: _____

Rainbow Write
Use different colors to trace the words. Read them each 3 times.

gap

sad

flat

grab



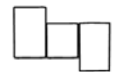
Word Search
Look in the table and circle or highlight the words with short /a/.

A	S	K	Q	R	W	E
R	L	Z	B	A	D	F
F	A	S	T	N	A	L
A	B	R	A	G	S	A
C	L	A	M	S	D	T

ASK BAD RAN FAST
LAB RAG FLAT CLAM

Tap and Map
Touch each letter, say the sound, and blend to read. Rewrite the word.


pad wag tap


  


© 200 - Present, Elise Reynolds - Proud To Be Primary www.proudtobeprimary.com


Name: _____ Date: _____

Rainbow Write
Use different colors to trace the words. Read them each 3 times.

cliff 

blink 

glob 

plant 




Word Search
Look in the table and circle or highlight the words with blends.

B	L	O	B	Q	S	W
L	G	F	C	U	E	S
A	L	F	L	A	T	L
S	U	P	A	O	R	U
T	M	Y	N	U	P	G

BLAST BLOB CLAN FLAT
FLOP GLUM PLUS SLUG

Which Doesn't Belong?
Touch the blend, say its sound, and write it. Then, say each picture. Cross out the picture that does NOT have that blend at the beginning.

sl- _____

© 200 - Present, Elise Reynolds - Proud To Be Primary www.proudtobeprimary.com

Examples of phonics mats

Name: _____ **Date:** _____

At The Pet Store
Read or listen to the passage. It comes in a shape each time.
My sister and I go to the pet store. I see a fat orange **cat**. My **cat** sees a dog. She wants the dog. We buy food for our fish. We go **home**. We love our pet fish.

Illustrate The Story
Draw a picture to match the story.

Answer The Question
Read the questions and tick off the correct answers.
1. My sister and I went to the market pet store park.
2. We bought fish food a cat a pet bird.

Story Details
Highlight 3 words from the passage, write their beginning sound in a box and draw a picture for each.

Point and Read
Trace the letters and say the sound. Then write the words. Use the words to make a sentence. Draw a picture to match one of the sentences.

Answer The Question
Read the questions and tick off the correct answers.
1. She put a tag map cap.
2. Is dad sad mad?
3. The rat cat sat on a mat.

Name: _____ **Date:** _____

Point and Read
Trace the letters and say the sound. Then write the words. Use the words to make a sentence. Draw a picture to match one of the sentences.

Illustrate The Sentence
Draw a picture to match one of the sentences.

Answer The Question
Read the questions and tick off the correct answers.
1. She put a tag map cap.
2. Is dad sad mad?
3. The rat cat sat on a mat.

Name: _____ **Date:** _____

Picture Search
Touch the letter and say its sound. Then find and color the pictures that start with it.

Trace & Write
Practice tracing each color and the lowercase letter. Then write them.

Fill It In
Look at each picture. Touch each letter and say the sound. Then fill in the missing letter.

Point and Read
Trace the letters and say the sound. Then write the words. Use the words to make a sentence. Draw a picture to match one of the sentences.

Answer The Question
Read the questions and tick off the correct answers.
1. She put a tag map cap.
2. Is dad sad mad?
3. The rat cat sat on a mat.

Name: _____ **Date:** _____

Picture Search
Touch the letter and say its sound. Then find and color the pictures that start with it.

Trace & Write
Practice tracing each color and the lowercase letter. Then write them.

Fill It In
Look at each picture. Touch each letter and say the sound. Then fill in the missing letter.

Point and Read
Trace the letters and say the sound. Then write the words. Use the words to make a sentence. Draw a picture to match one of the sentences.

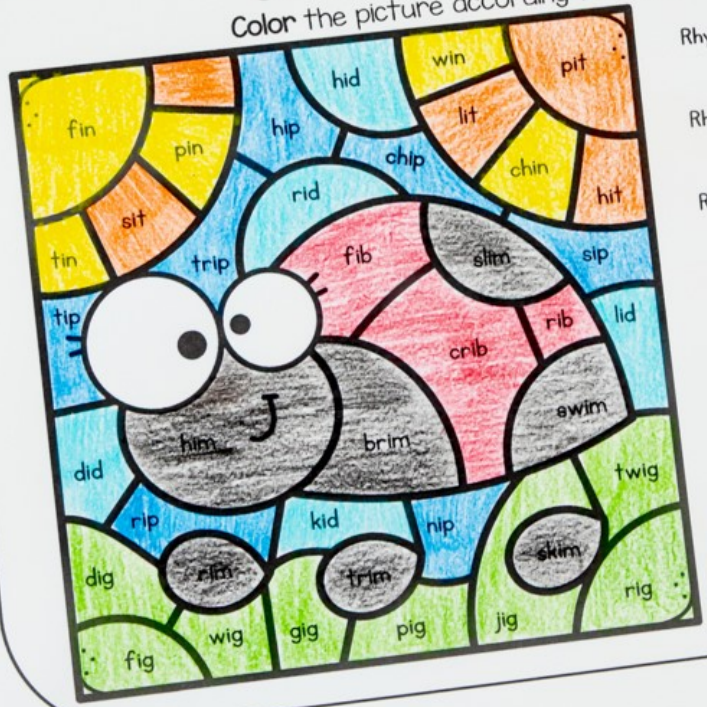
Answer The Question
Read the questions and tick off the correct answers.
1. She put a tag map cap.
2. Is dad sad mad?
3. The rat cat sat on a mat.








My students loved these and I loved using them! It was a great review for some and helped me learn a little more about what my students were missing.

Name: _____ Date: _____

Color The Rhymes

Color the picture according to the code.



- Rhymes with **bin** 
- Rhymes with **bit** 
- Rhymes with **dip** 
- Rhymes with **bid** 
- Rhymes with **dim** 
- Rhymes with **big** 
- Rhymes with **bib** 

Digital phonics mats

Proud to Be Primary


The image shows a laptop screen displaying a digital phonics mat. The mat is titled 'The Beach' and contains several sections for student activities. At the top, there are fields for 'Name:' and 'Date:'. The main text of the story is: 'I went to the beach with my mom, sister, and dad. On the sand, I saw a red crab. I swam in the water with dad. The sun felt hot on our skin. My sister and I dug in the sand and made a sand castle. It was a fun day.' Below the text are three small illustrations of sand castles. To the right of the text is a section titled 'Make a Connection' with a drawing of a crayon and the instruction 'Draw or add a picture about what the story reminds you of.' Below that is 'Answer the Question' with two questions and multiple-choice options. At the bottom is 'Story Details' with three boxes for highlighting words starting with 'S' and drawing pictures for each. On the left side of the screen, there are three blue circles. On the right side, there are some interface elements from a presentation software, including a yellow callout box that says 'Move a checkmark onto the circle to show your answer.' and a small red checkmark icon.

Name: _____ **Date:** _____

The Beach


Read or listen to the passage 3 times. Cover a shape each time.

I went to the beach with my mom, sister, and dad. On the sand, I saw a red crab. I swam in the water with dad. The sun felt hot on our skin. My sister and I dug in the sand and made a sand castle. It was a fun day.



Make a Connection

Draw or add a picture about what the story reminds you of.



Answer the Question

Read the questions and check off the correct answers.

1. I went to the _____.

pool zoo beach

2. I _____ with dad.

swam played ran

Story Details

Highlight 3 words that start with S in the story. Draw or add a picture for each.

1 <input type="text"/>	2 <input type="text"/>	3 <input type="text"/>
------------------------	------------------------	------------------------

© 2023 - Present, Elyse Rycroft - Proud To Be Primary www.proudtobepprimary.com

A link and instructions are provided to make a copy of a Google Slides™ document that you can use with your students.

Why You Need

phonics mats

- Phonics Mats are aligned to the Science of Reading and Common Core Standards (Reading Foundational Skills, K-1)
- Phonics Mats help build reading fluency through repeated reading and provide production and recognition practice with ELA skills.
- Help students build reading comprehension skills with follow-up questions and differentiated activities for each decodable passage.
- 300+ engaging phonics mats to provide variety and keep interest high!



- Save time as your phonics & differentiated ELA activities are ready for you!
- This no-prep, versatile resource is great for independent reading, small groups, sub-plans, morning work, literacy centers, home practice, & more!

m f

Students have fun completing these mats. They look forward to working on these every morning. Love the different options available to differentiate for my students.

Write A Word
Trace the words that start with Aa

Date: _____

Rainbow Write
Use different colors to trace the letters. Say them 3 times.

Name: _____

© 2010 - Present, Dyane Reynolds - Proud To Be Primary

Point and Read
Touch each letter and say it. Then, say the picture. Do this 3 times and color a shape each time.

Name: _____ Date: _____

A	a	A	a	
B	b	B	b	
C	c	C	c	
D	d	D	d	

© 2010 - Present, Dyane Reynolds - Proud To Be Primary

Find It
Say the letter. Then, circle it.

Write It
Trace each letter.

A A a a B B b b C C c c D D d d

Want a FREE Sample of phonics mats?



Click below to GET A FREE SET OF
phonics MATS FOR FREE!



I'd love for you to try this
resource with your
students to see if they
are a perfect fit for your
students!

[CLICK HERE TO
GRAB YOUR
FREE SAMPLE!](#)



Learn More About TEACHING PHONICS

Find simple and fun ways to teach phonics with hands-on activities and worksheets.

CLICK to learn more!



Literacy Resource Bundles for K-2



Click the images to see the different literacy bundles and resources to help you teach kids to read and spell!