

# DRAW

## people & things

20 directed drawings + reading & writing activities

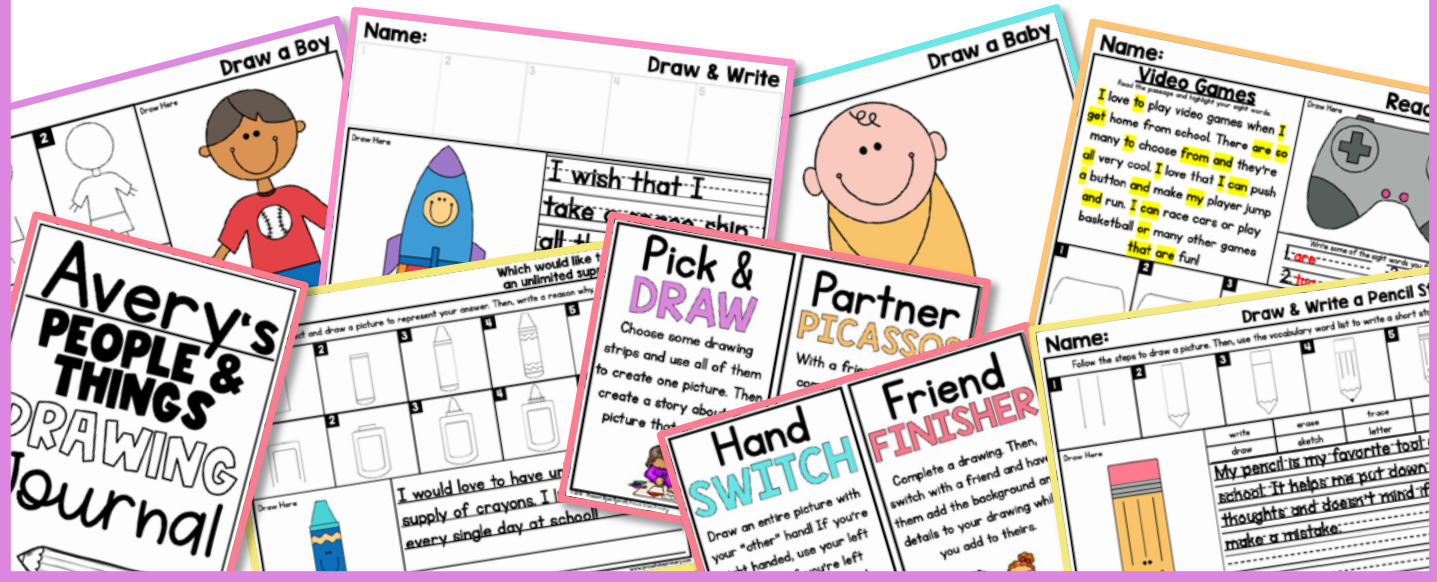


# DRAW people & things

Proud to Be Primary

## What is Included in this Resource

- ♥ 20 common, high-interest drawings to learn how to draw people, things at school, things that go, and things to play with.
- ♥ 4-6 step directed drawing activities for kindergarten, first, and second grade
- ♥ Drawing, writing, and reading activities that encourage creativity and writing confidence
- ♥ A variety of templates and line options make differentiation easy
- ♥ Covers to create art portfolios and booklet options





# DRAW people & things

6-Step Templates

4-Step Drawings




Covers & Booklets



Draw & Write


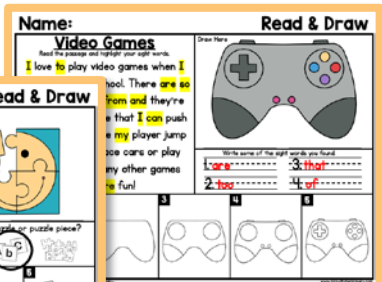
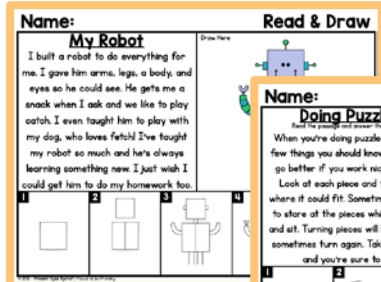
Opinion Writing

Writing w/ Vocabulary



Drawing + Reading Comprehension Passages

Drawing Task Cards




Proud to Be Primary

# Why You Need

## DRAWpeople & things Proud to Be Primary

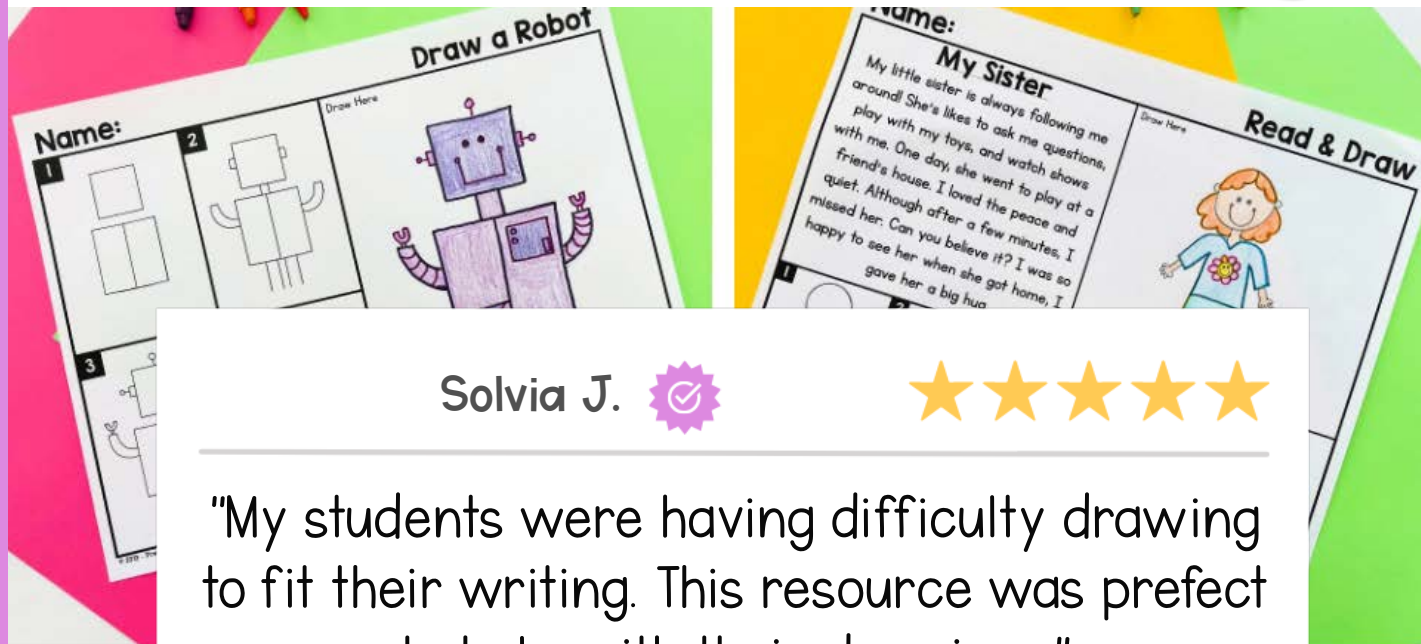
- This themed directed drawing resource has everything you need to teach your students how to draw.
- Children learn to draw a variety of kid-friendly pictures while building fine motor skills and using their creativity.
- The drawings are things that young children should learn to draw that will help them draw independently.
- This resource saves you time as it comes with everything you'd need to spark creativity and build confidence in your students!
- Many print-and-go options, as well as reading and writing activities, make this a resource that can be easily differentiated.
- There are a variety of templates to give your students choice to create drawings and writing they're proud of and excited to share!

Check out the [BUNDLE](#) with 125 drawings!





# Teachers Love our drawings



Solvia J.



"My students were having difficulty drawing to fit their writing. This resource was perfect to help with their drawings."



Our drawings are enjoyed in thousands of classrooms worldwide!



# DRAW people & things

Proud to Be Primary

## 20 Drawings in this Resource

### People:

baby  
boy  
girl  
man  
woman



### Things At


### School:

pencil  
crayon  
backpack  
school  
glue



### Things To Play With:


teddy  
puzzle  
blocks  
robot  
controller



### Things That

### Go:

train  
car  
bus  
rocket  
bike



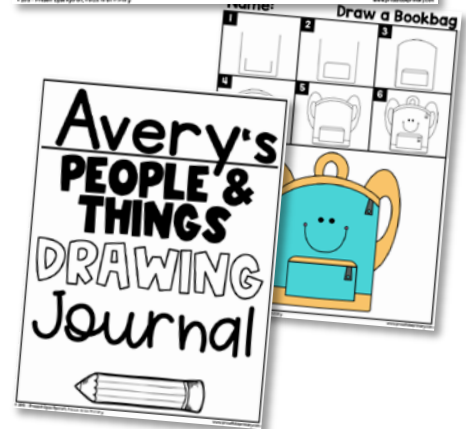



# DRAW people & things

Proud to Be Primary

## 4 & 6-STEP DRAWINGS

Different templates are provided with 4 or 6 step instructions.


Draw a picture with 4-step instructions that are up-close and easy to follow. Draw a picture following 6-step written or image instructions on a separate page.



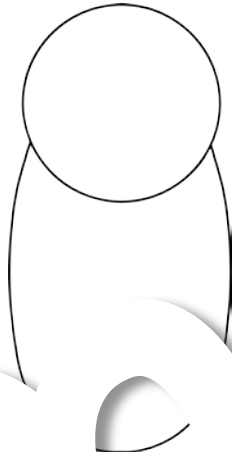
Create a student drawing journal or portfolio with a collection of their best work and a cover.

# Draw a Baby

**1** Draw a circle.



**2** Draw a long u shape under the circle.




**3** Use c shapes to draw ears. Add eyes and a smile.



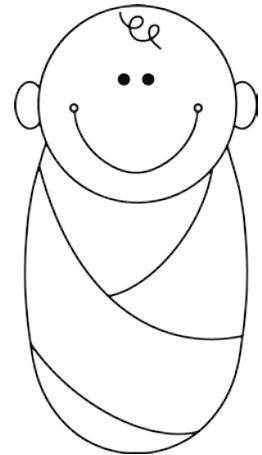
**4** Draw curved lines shape



**5** Draw 1 curved shape on the other side.



**6** Draw circles for cheeks and a curly shape for hair.







Name: \_\_\_\_\_

# Draw a Boy


1




2



3




4




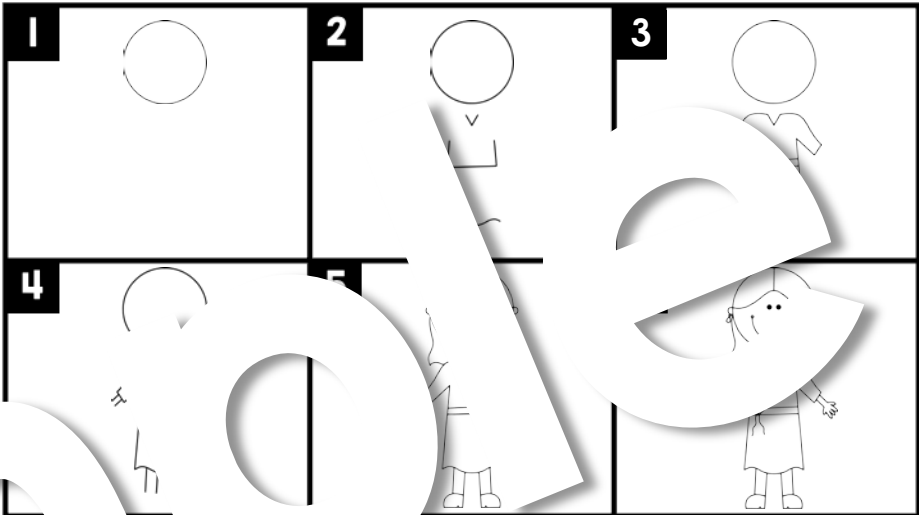
Draw Here



# Draw a Man



# Draw a Woman



# DRAW people & things


## WRITING ACTIVITIES

There are a variety of templates for writing practice with two types of writing lines.

Name: \_\_\_\_\_ Draw & Write

1	2	3	4	5

Draw Here



I wish that I  
take a space ship  
all the way to the  
moon.

Type 1: Follow the steps to draw a picture and write a short story using the vocabulary word list.


Type 2: Answer an opinion question by drawing a chosen answer and writing a sentence.

Name: \_\_\_\_\_ Which would like to have an unlimited supply of?

Select and draw a picture to represent your answer. Then, write a reason why.

1	2	3	4	5
1	2	3	4	5

Draw Here



I would love to have unlimited  
supply of crayons. I like to use  
every single day at school!

Name: \_\_\_\_\_

# Draw & Write a Pencil Story

Follow the steps to draw a picture. Then, use the vocabulary word list to write a short story.


1



2



3



4



5



Draw Here



write

er

ac

story

etc

letter

picture

My pencil is my favorite tool at  
school. It helps me put down my  
thoughts and doesn't mind if I  
make a mistake.



Name: \_\_\_\_\_

Which would like to have  
an unlimited supply of?

Select and draw a picture to represent your answer. Then, write a reason why.


1



2



3



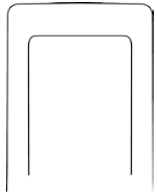
4




5



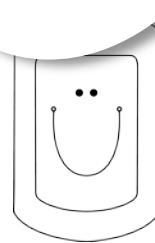
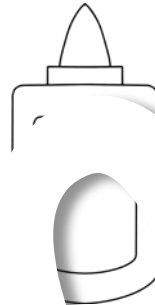
1



2



3



Draw Here



I would love to have unlimited  
supply of crayons. I like to use  
every single day at school!

# DRAW people & things

## READING ACTIVITIES

There are 3 differentiated reading activities using a reading passage. Read a short passage and draw a corresponding picture. Then, either circle to answer a comprehension question or record three sight words from the text.

Name: \_\_\_\_\_

Read &amp; Draw


### Doing Puzzles

Read the passage and answer the question.

When you're doing puzzles, there's a few things you should know. Things will go better if you work nice and slow.

Look at each piece and try to see where it could fit. Sometimes you have to stare at the pieces while you think and sit. Turning pieces will help you and sometimes turn again. Take your time and you're sure to win!

Draw Here



Which is NOT a puzzle or puzzle piece?



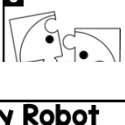
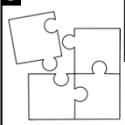
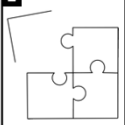
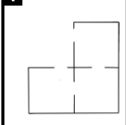
1

2

3

4

5



© 2018 - Present by Kyrill, Proud to be Primary

Name: \_\_\_\_\_


Read &amp; Draw

### Video Games

Read the passage and highlight your sight words.

I love to play video games when I get home from school. There are so many to choose from and they're all very cool. I love that I can push a button and make my player jump and run. I can race cars or play basketball or many other games that are fun!

Draw Here



Write some of the sight words you found.

1. are

3. that

2. too

4. of

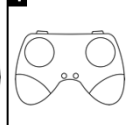
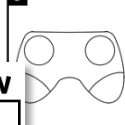
1

2

3

4

5



www.proudtobepimary.com


Name: \_\_\_\_\_

Read &amp; Draw

### My Robot

I built a robot to do everything for me. I gave him arms, legs, a body, and eyes so he could see. He gets me a snack when I ask and we like to play catch. I even taught him to play with my dog, who loves fetch! I've taught my robot so much and he's always learning something new. I just wish I could get him to do my homework too.

Draw Here





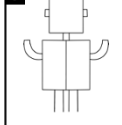
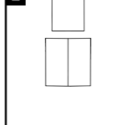
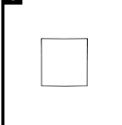
1

2

3

4

5



© 2018 - Present by Kyrill, Proud to be Primary

www.proudtobepimary.com

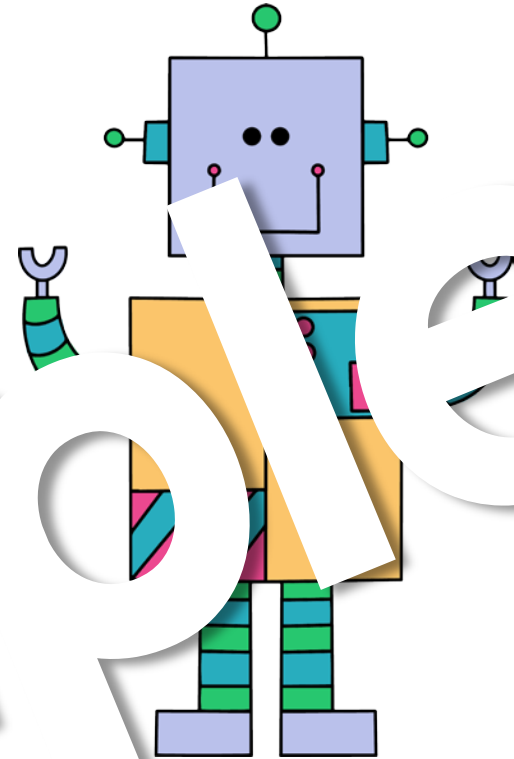
Name: \_\_\_\_\_

Read & Draw

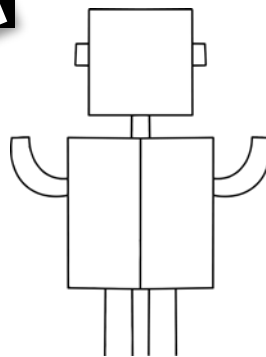
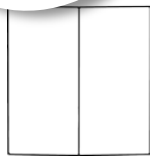
## My Robot

I built a robot to do everything for me. I gave him arms, legs, a body, and eyes so he could see. He gets me a snack when I ask and we like to play catch. I even taught him to play with my dog, who loves fetch! I've taught my robot so much and he's learning something new every day. I wish I could get him to do my homework for me.


Draw Here




1



4



5



Name: \_\_\_\_\_

Read & Draw

## Video Games

Read the passage and highlight your sight words.

I love to play video games when I get home from school. There are so many to choose from and they're all very cool. I love that I can push a button and make my player jump and run. I can race cars or basketball or more of the same. There are many more games to play.

Draw Here



Write the sight words you found.

1. I  
2. too  
3. that  
4. of

1

2

3

4

5



Name: \_\_\_\_\_

Read & Draw

## Doing Puzzles


Read the passage and answer the question.

When you're doing puzzles, there's a few things you should know. Things will go better if you work nice and slow.


Look at each piece and try to see where it could fit. Sometimes you have to stare at the pieces while you think and sit. Turning pieces will help you sometimes turn them over like a picture.

and you are sure you will



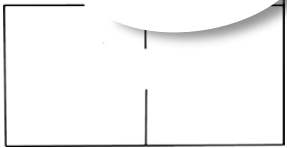
Draw Here



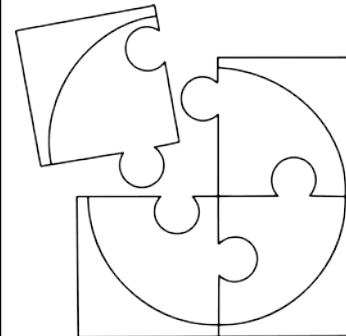
Which puzzle or puzzle piece?



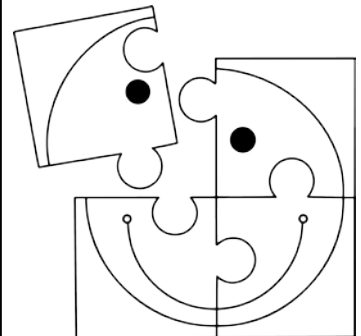
1



4



5




# DRAW people & things

## VERSATILE ACTIVITIES


There are fun versatile pages included to encourage choice.

**Name:** \_\_\_\_\_ **Draw & Write**

1 2 3 4 5

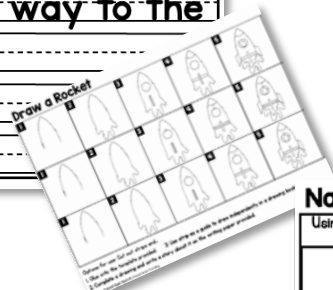


Draw Here



I wish that I  
take a space ship  
all the way to the  
moon.

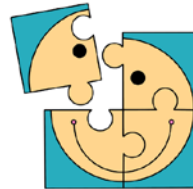
Type 1: Draw a picture in the space provided with the 5-step instructions. Cut and paste a strip at the top of the page.




Type 2: Pick and choose what to draw a picture of in the space provided with your choice of 5-step drawing.

**Name:** \_\_\_\_\_ **Pick & Draw**

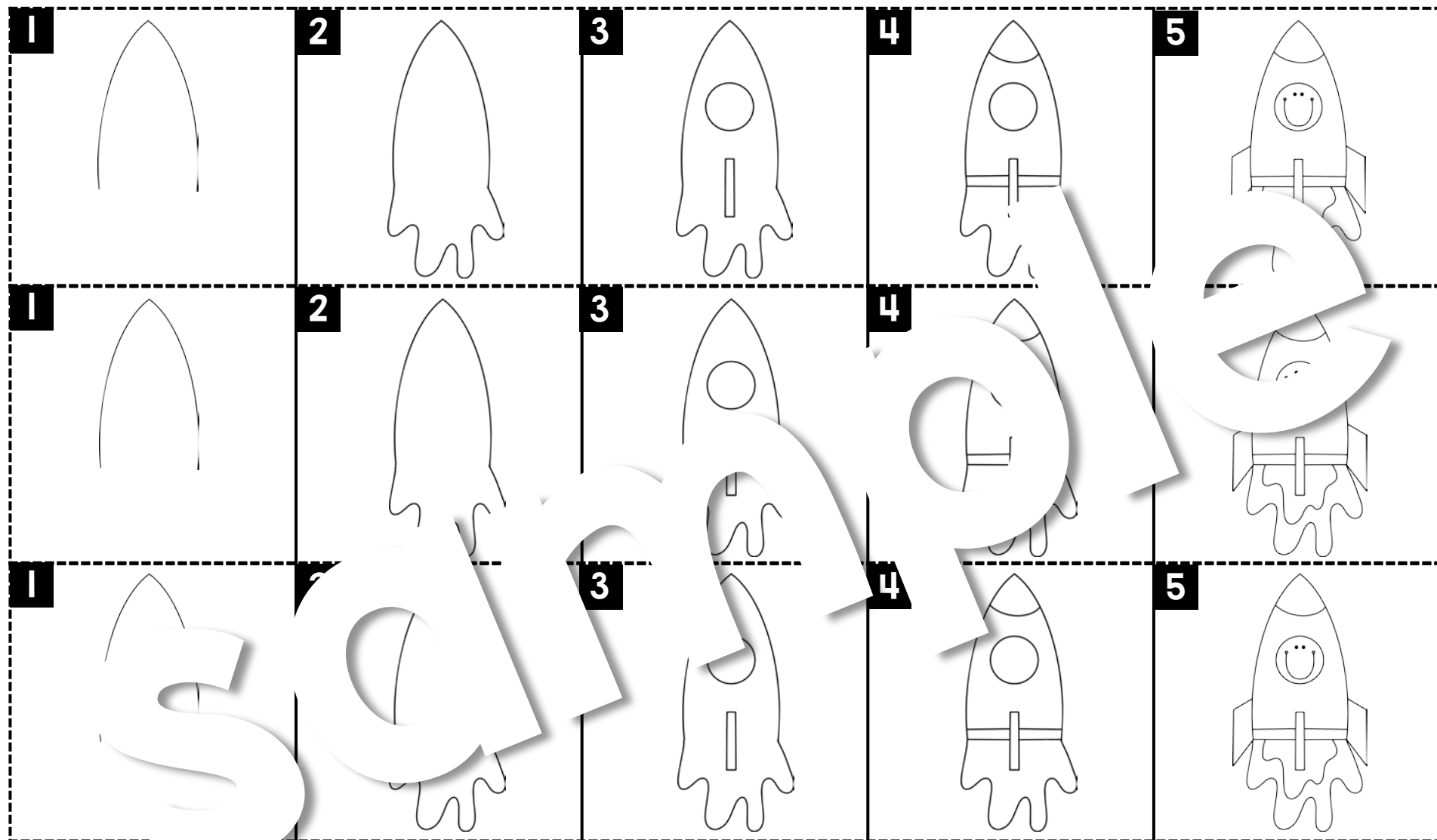
Using your chosen directed draw strips, create a picture!  
Then, write a story to match.



I love to do puzzles!  
Like a mystery I'm  
trying to solve.



# Draw a Rocket



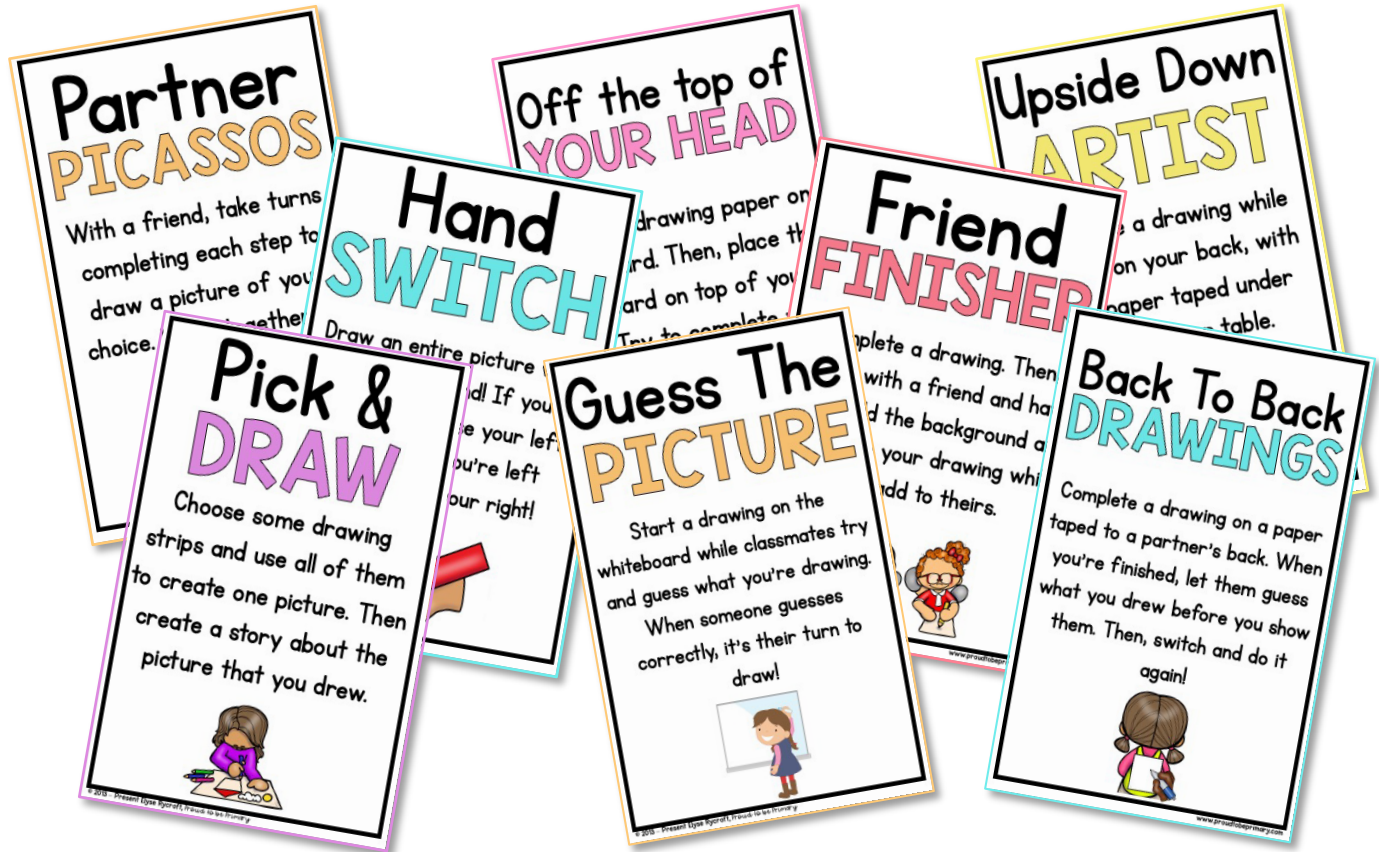
Options for use: Cut out strips and...

1. Glue onto the template provided.
2. Complete a drawing and write a story about it on the writing paper provided.
3. Use strip as a guide to draw independently in a drawing book.

# DRAW people & things

## TASK CARDS

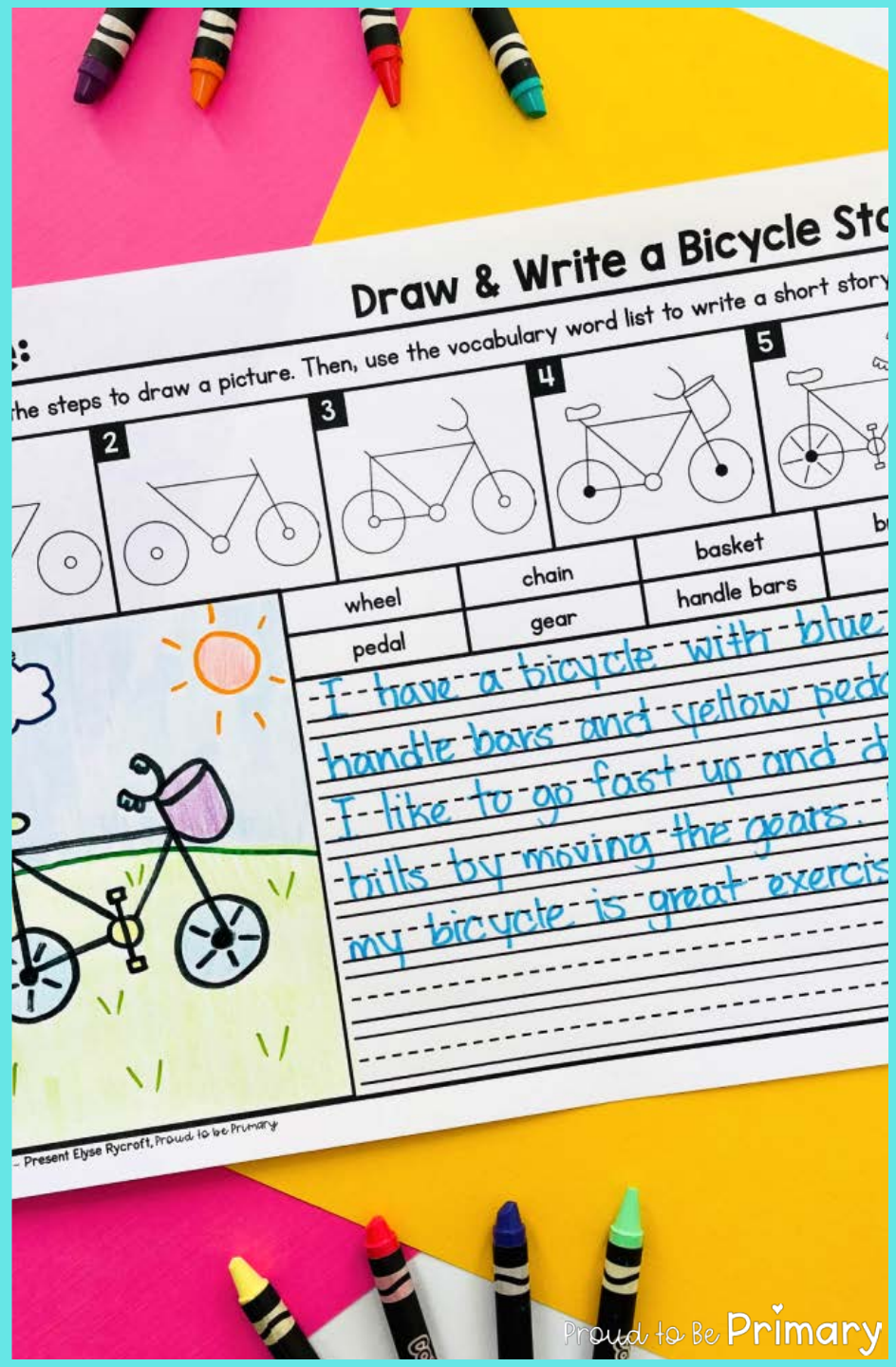
Create more fun drawing opportunities using the directed drawing task cards! Available in color and black & white.





# Use **DIRECTED** draws for...

- ♥ Art & drawing lessons
- ♥ Whole group activities
- ♥ "FUN" Friday
- ♥ Early finisher activities
- ♥ Morning work
- ♥ Small group activities
- ♥ Sub-plans
- ♥ Home activities
- ♥ & More!

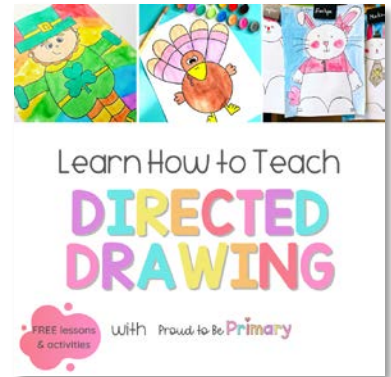


# TEACH directed drawing

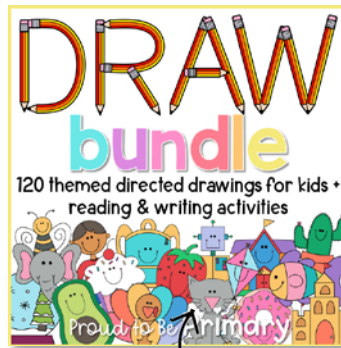
With Elyse from Proud to Be Primary

Learn how to teach  
directed drawing &  
get tutorials in our  
FREE training

CLICK TO JOIN



## Drawing resources for K-2



Click the images to see the Directed Drawing BUNDLES  
with EVERYTHING you need for the whole year!

# Want a FREE sample of our directed drawings?



SIGN UP TO GET A SEASONAL  
DIRECTED DRAWING PACK FOR FREE!



I'd love for you to try a sample of our directed drawings and activities with your students to see if it is a perfect fit for you and your students!

**CLICK HERE TO**  
**GRAB YOUR**  
**FREE SAMPLE!**