

October Language Arts word mats

Proud to Be Primary

20 ELA
Worksheets

4 Activities
on Each
Page

26 Skills
Covered

Printable &
Digital

No-Prep &
Versatile

Name: Caleb
Date: Oct. 25

Digraphs
Write the correct initial digraph at the beginning of each word. Digraphs are CH, SH, WH, PH, TH.

	
chain	whistle
	
wheel	cherry
	
sheep	thumb
	
three	shark

Printing
Trace and print the upper and lower case letters on the lines.

Qq Qq Qq
Rr Rr Rr

Sentences
Circle the sentence that matches the picture.

- An owl and an apple sat on the ground.
- A pumpkin and an owl sat on the ground.
- A pumpkin and an apple sat on the ground.

Adjectives
Look at the pictures. Write an adjective to describe the nouns.

	<u>orange</u>		<u>colorful</u>		<u>purple</u>
	<u>small</u>		<u>scary</u>		<u>yellow</u>

Proud to be Primary © 2016

October Language Arts

Word mats

20 Word Mats for each month. Every mat is different.





Each mat covers 4 different language skills and standards.

Seasonal clip art and graphics used to illustrate.







Name: _____

Date: _____







Syllables
Circle the correct number of syllables for each picture.

 pumpkin 1 2 3	 cauldron 1 2 3
 candy 1 2 3	 lollipop 1 2 3

Blends
Write the correct initial blend at the beginning of each word. Choose from BL, BR, CL, DR, ST blends.

 <u> </u> oom	 <u> </u> ump	 <u> </u> ocks
 <u> </u> oud	 <u> </u> ush	 <u> </u> um

Vowels
Write the correct medial short vowel sound for the pictures. The vowels are a, e, i, o, u.

 v_n	 b_d	 p_n
 g_m	 p_d	 c_b

Sentences
Complete the sentences with words that make sense. Remember to use ending punctuation.

1. Did you run through _____ the _____

2. On Halloween, I _____ dressed as _____

Proud to be Primary © 2015

Bolded instructions helps kids focus on important information.

Quick review activities to help build fluency with ELA standards.

Each section is clearly explained and represented.

A large variety of language arts activities.

Name: Audrey

Date: Oct 3

with with with
they they they

Sight Words
Read, trace, and spell sight words.



his his his
I I I

Prepositions

Copy the correct preposition from the word bank in the blank spaces beside each picture.



The boy is lying in the leaves.



The boy is standing behind the pumpkins.



The girl is on top of the leaf pile.

Word Bank: on top, behind, in

Phonics

Circle the correct ending sound














g b h c b n p n l t g r

Nouns

Color things that are food

Proud to be Primary © 2015

Proud to be Primary

Skills covered in word mats

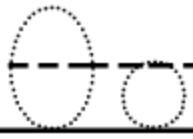
- ♥ rhyming words
- ♥ printing
- ♥ spelling
- ♥ phonics
- ♥ grammar
- ♥ sentence structure
- ♥ punctuation
- ♥ capitalization
- ♥ blends & digraphs
- ♥ compound words
- ♥ vocabulary
- ♥ sight words
- ♥ vowels (short & long)
- ♥ vowel teams
- ♥ letter sounds

Name: -----

Date: -----

Printing

Trace and print the upper and lower case letters on the lines.



Phonics

Write the initial sound of the fall pictures.



Rhyming Words

bat

Spell and draw 2 words that rhyme with bat.



1. _____

2. _____

Application

Rewrite the name of the character starting with a capital letter.



frankenstein



mummy



dracula



casper

Name: -----

Date: -----

Syllables

Circle the correct number of syllables for each picture.



pumpkin

1 2 3



cauldron

1 2 3



candy

1 2 3



lollipop

1 2 3

Blends

Write the correct initial blend at the beginning of each word. Choose from Bl, DR, ST blends.



__oom



ur



__ocks



__ud



__ush



__um

Vowels

Write the correct medial short vowels for the pictures. The vowels are e, i, o, u.



v_n



d_n



g_m p_d



c_b

Sentences

Complete the sentences with words that make sense. Remember to use ending punctuation.

1. Did you run through the _____

2. On Halloween, I dressed as _____

Name: -----

Date: -----

Verbs

Color things that are small.



Sight Words

Find the hidden sight words and use the key to color.

COLOR KEY
 with=black
 they=purple
 at=brown
 be=gray



Sentences

Read each sentence and draw and color the picture.



- Draw and color a kid in a witch costume.
- Draw and color a haunted house.
- Draw a bag of candy and write the word 'TREAT' on it.
- Draw a bat flying in the dark sky.
- Color and add your own details!

Name: _____

Date: _____

Phonics

Color words that start with 'b'



Sight Words

Read, trace, fill letter boxes, and spell sight words.

at a [] []
be be [] []
thi his [] []

Color words that start with 'c'



Pronouns

Use the pronoun to replace the noun.

1. Tom is a boy. He likes to play a trick or treating.
 2. Mr. Miller plays soccer with us.
- He We She

Verbs

Write the verbs next to the pictures. Use the words from the word list.



WORD LIST: water, sweep, wash, carry





Digital word mats

Name: _____ **Date:** _____


Printing
Trace and print the upper and lower case letters on the lines.

Oo _____
Pp _____



Phonics
Write the initial sound of the Fall pictures.

Rhyming Words
bat Spell and search for images of 2 words that rhyme with bat.

 1. _____ 2. _____

Capitalization
Rewrite the names of the Halloween characters starting with a capital letter.

 frankenstein _____ mummy _____
 dracula _____ casper _____

© 2015 to Present | Eyes Beyond, Proud to be Primary

Images to Use in Seesaw

word mats

Image files for each sheet are included for use with Seesaw or another secure, password-protected platform for your classroom of students.



Slide1



Slide2



Slide3



Slide4



Slide5



Slide6



Slide7



Slide8



Slide9



Slide10



Slide11



Slide12



Slide13



Slide14



Slide15



Slide16



Slide17



Slide18



Slide19



Slide20



Slide21



Slide22



Slide23



Slide24



Slide25



Slide26



Slide27



Slide28



Slide29

There is also an interactive PowerPoint file included that you can upload and use in Microsoft Teams.

Name: Ashley

Date: Oct. 17

Spelling

Say each picture, sound it out, and spell the CVC.



n e t



b a g



h o t



c u p

Printing

Print the letter pairs into the correct letterboxes.

Mm Nn Oo Pp Qq Rr

R r

O o

M m

Q q

P p

N n



Sentences

Fill in each sentence with a word that fits.

1. I like to collect rocks in a jar.
2. The sky was blue and sunny.
3. They went for a long walk.
4. She put the bag at the door.

Inflectional Endings

Trace and add an 's' to the end of the words. Draw a picture to match its meaning.

houses s



apples s



baskets s



Proud to be Primary © 2015

Proud to be Primary

Use word mats for...

- ♥ Independent reading
- ♥ Reader's Workshop
- ♥ Small group instruction
- ♥ Morning work
- ♥ Literacy centers
- ♥ Fast finishers
- ♥ Assessments
- ♥ Sub-plans
- ♥ Home practice

Why You Need

word mats

- Word Mats are aligned to the **Common Core Standards** and covers **26 skills each month (4 on each page)**.
- Word Mats help **build English Language Arts skills** and provide daily **review and practice in 1st grade** (challenge for K & review in 2nd grade).
- Create a booklet of morning work activities that students can work on independently each morning and build important skills at the same time!
- **20 simple and no-prep worksheets** to engage students with each day.



- **Save time** as your word work activities are ready for you! Great in sub-plans or for your fast finishers!
- This **versatile resource** is great for small group instruction, morning work, literacy centers, home practice, online practice, and more!

"I love your mats! These are a must have for grade one and two teachers. My grade twos started off doing these with help but very quickly they learned to do these on their own. I just love the variety of skills they practice. Thanks!"

Date: Oct. 17

Sentences

Complete the sentence with a word that fits.
 The jar is full of rocks in a jar.
 The sky is blue and sunny.
 He took a long walk.
 The dog is knocking at the door.

Word Endings

Write the end of the words. Draw a picture to match its meaning.



Name: Audrey

Sight Words

Read, trace, and spell sight words.

with with with
 they they they

Prepositions

Copy the correct preposition from the word bank in the blank spaces beside each picture.



The boy is lying in the leaves.



The boy is standing behind the pumpkins.



The girl is on top of the leaf pile.

Word Bank: on top, behind, in

his his his
 I I I

Phonics

Circle the correct ending sound.



Nouns

Color things that are food.



Digraphs

Write the correct initial digraph at the beginning of each word. Examples are CH, SH, WH, PH, TH.



whistle

Date: Oct. 25

Printing

Trace and print the upper and lower case letters on the lines.



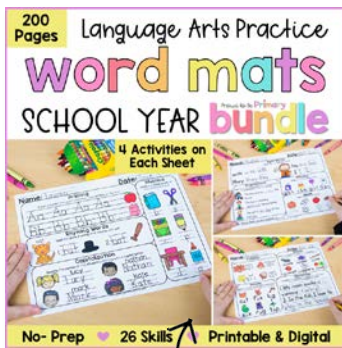
"Students love working with these packets. They are easy to use and they are quick so students feel success before moving on to the next task."

Want more word work?

Gain more fun word work activities to use in K-2!



Literacy resources for K-2



Click the images to see literacy resources with
EVERYTHING you need for the whole year!

Want a FREE Sample of word mats?



Click below to GET A FREE SET OF
Word MATS FOR FREE!



I'd love for you to try this
resource with your
students to see if they
are a perfect fit for your
students!

[CLICK HERE TO
GRAB YOUR
FREE SAMPLE!](#)