

October Reading Practice comprehension mats

Proud to Be Primary

20 Fluency
Passages

Comprehension
Questions

2 Types of
Pages

Engaging
Activities

No-Prep
Printable &
Digital

Name: _____

The Perfect Pumpkin

Read the passage 3 times and fill in a shape each time.

I picked out a pumpkin for Halloween. I chose one that was big and round. It weighs a ton and has a long stem. It was filled with seeds and pulp. I cut out a scary face. I put it on my doorstep with a lit candle.



Date: _____

Make a Connection

Draw a picture to show your connection to the story.



Answer the Question

Read the questions and check off the correct answers.

1. The pumpkin was big and _____.
☐ tall ☒ round ☐ fat
2. It was filled with seeds and _____.
☒ pulp ☐ pumpkin ☐ slime

Order the Events

Draw or write 3 events from the story in order.



1st Type of comprehension mats

Proud to Be Primary

20 different Comprehension Mats for each month. Each mat has a reading passage and follow-up comprehension questions and activities to complete.

Passages with
decodable
words, theme
words, and
sight words.

Build fluency
with repeated
reading.

Name: _____ **Date:** _____

Changing Weather
Read the passage 3 times and fill in a shape each time.
In the fall, the weather changes. The days get shorter and the nights get longer. The air changes from warm to cool. We wear warmer clothes, like sweaters, pants, and boots. Fall brings more wind and rain.

Illustrate the Story
Draw a picture to show the meaning of the story.

Complete the Activity
Highlight 4 changes in fall and write them below.

Answer the Questions
Read the questions and answer them using complete sentences.

1. What happens to the days and nights in fall?

2. What do people wear in fall?

© Proud to be PRIMARY 2016

Illustrate or
write the
meaning of
the passage.

Locate and
highlight
parts of the
text to
complete
questions &
activities.

Answer questions that require them to
refer to text for the answers.


Name: _____

Date: _____

All About Bats

Read the passage 3 times and fill in a shape each time.

Bats are nocturnal mammals that fly. They have small bodies and large wings. They use echolocation to catch food at night. Most bats eat insects and others eat fruit. Bat _____ from birth to baby bats called pups.



Illustrate the Story

Draw a picture to show the meaning of the story.



Complete the Activity

Write 4 verbs and write them below.

1. _____	3. _____
2. _____	4. _____

Answer the Questions

Read the questions and answer them using complete sentences.

1. What do bats use echolocation for?

2. What are baby bats called?

2nd Type of comprehension mats

Proud to Be Primary

20 different Comprehension Mats for each month. Each mat has a reading passage and follow-up comprehension questions and activities to complete.


Passages with
decodable
words, theme
words, and
sight words.

Build fluency
with repeated
reading.


Name: _____ **Date:** _____

Jumping In Leaves
Read the passage 3 times and fill in a shape each time.

Rebecca helps her family by raking the leaves after they fall off the trees. She uses a long rake to gather leaves into piles. Rebecca likes to jump in the leaves with her dog. After, she cleans up and puts them in bags.



Make a Connection
Draw a picture to show your connection to the story.




Answer the Question
Read the questions and check off the correct answers.

1. Rebecca helps her family by _____.
☐ cleaning ☐ raking ☐ jumping

2. Rebecca likes to _____ the leaves.
☐ jump in ☐ pile up ☐ clean up

Order the Events
Draw or write 3 events from the story in order.

1	2	3
		

© Proud to be PRIMARY 2016

Illustrate or
write a
connection
they made.

Read
questions,
check off
the answer,
and fill in the
blanks.

Draw or write the events of the story
in three steps in order.

Name: _____

Date: _____

Collecting Leaves

Read the passage 3 times and fill in a shape each time.

Brandon and his class went on a nature walk. They collected different colored leaves. He put his finds in a bag. In his class, Brandon looked at his leaves closely. He used _____ leaves to make a collage.



Make a Connection

Draw a picture to show your connection to the story.



Answer the Question

Read the questions and check off the correct answers.

1. Brandon and his class collected _____.
☐ sticks ☐ bags ☐ leaves
2. Brandon used his leaves for a _____.
☐ drawing ☐ collage ☐ project

Order the Events

Write or draw 3 events from the story in order.

1

2

3

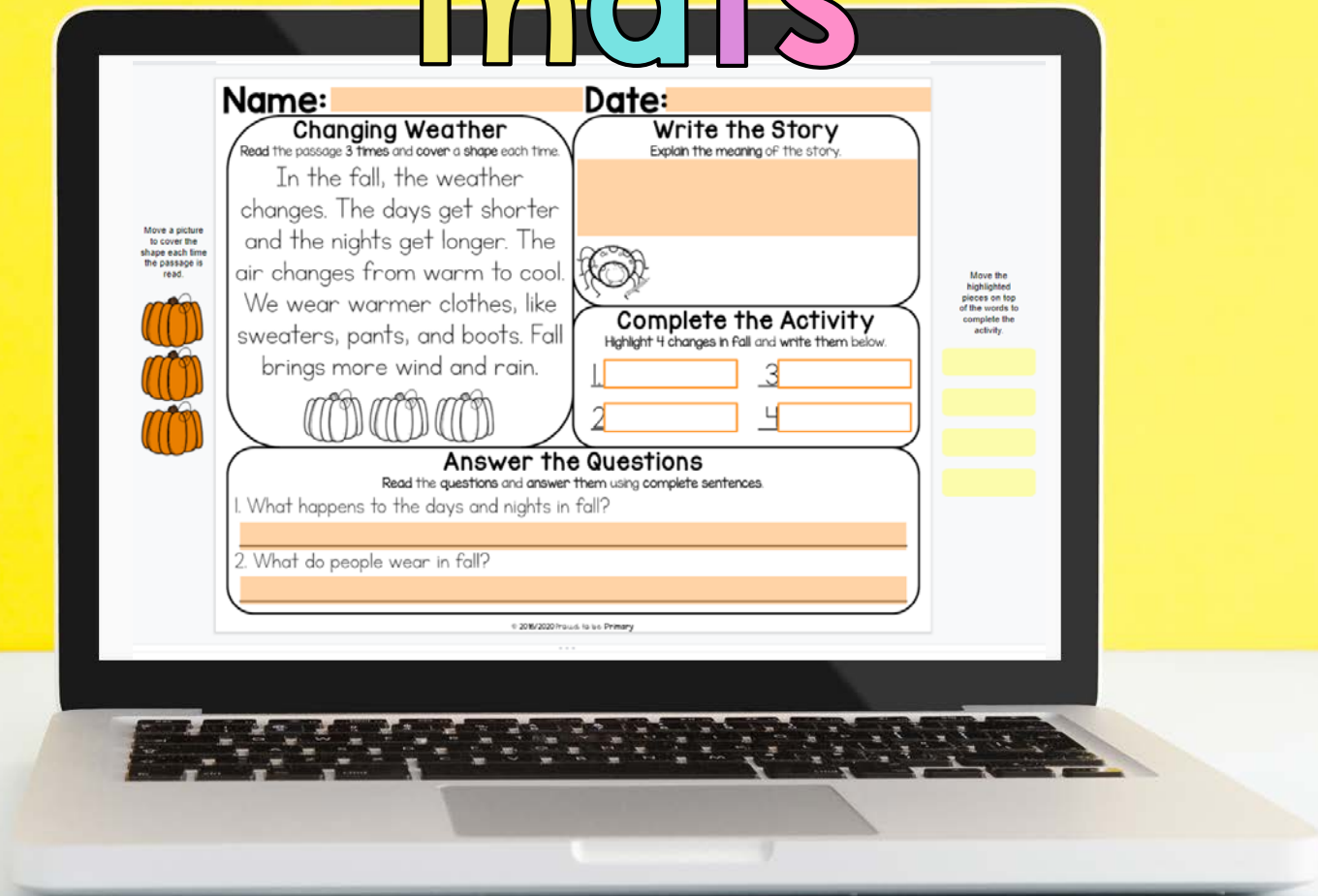
October Passage Topics

comprehension mats

- | | |
|-----------------------------|-----------------------|
| 1. Changing Weather | 11. Monsters Jam |
| 2. Jumping In Leaves | 12. Costume Parade |
| 3. All About Fall | 13. All About Bats |
| 4. Collecting Leaves | 14. Candy Time |
| 5. The Seasons of a Tree | 15. Spider Webs |
| 6. The Pumpkin Patch | 16. Owl Hunters |
| 7. Animals in Fall | 17. Growth Mindset |
| 8. The Perfect Pumpkin | 18. STEM at school |
| 9. October 31 st | 19. I'm a Scientist |
| 10. The Halloween Party | 20. Space Exploration |

Digital comprehension mats

Proud to Be **Primary**



Name: _____

Date: _____

Changing Weather

Read the passage 3 times and cover a shape each time.

In the fall, the weather changes. The days get shorter and the nights get longer. The air changes from warm to cool. We wear warmer clothes, like sweaters, pants, and boots. Fall brings more wind and rain.



Move a picture to cover the shape each time the passage is read.



Write the Story

Explain the meaning of the story.




Complete the Activity

Highlight 4 changes in Fall and write them below.

1.
2.
3.
4.

Move the highlighted pieces on top of the words to complete the activity.



Answer the Questions

Read the questions and answer them using complete sentences.

1. What happens to the days and nights in fall?

2. What do people wear in fall?

© 2018/2020 Proud to be Primary

A link and instructions are provided to make a copy of a Google Slides™ document that you can use with your students.

Images to Use in Seesaw comprehension mats

Image files for each sheet are included for use with Seesaw or another secure, password-protected platform for your classroom of students.



oct
comprehension
mats_Page_01



oct
comprehension
mats_Page_02



oct
comprehension
mats_Page_03



oct
comprehension
mats_Page_04



oct
comprehension
mats_Page_05



oct
comprehension
mats_Page_06



oct
comprehension
mats_Page_07



oct
comprehension
mats_Page_08



oct
comprehension
mats_Page_09



oct
comprehension
mats_Page_10



oct
comprehension
mats_Page_11



oct
comprehension
mats_Page_12



oct
comprehension
mats_Page_13



oct
comprehension
mats_Page_14



oct
comprehension
mats_Page_15



oct
comprehension
mats_Page_16



oct
comprehension
mats_Page_17



oct
comprehension
mats_Page_18



oct
comprehension
mats_Page_19



oct
comprehension
mats_Page_20



oct
comprehension
mats_Page_21



oct
comprehension
mats_Page_22



oct
comprehension
mats_Page_23



oct
comprehension
mats_Page_24



oct
comprehension
mats_Page_25



Use comprehension mats for...

- ♥ Independent reading
- ♥ Reader's Workshop
- ♥ Small group instruction
- ♥ Morning work
- ♥ Literacy centers
- ♥ Fast finishers
- ♥ Assessments
- ♥ Sub-plans
- ♥ Home practice

Why You Need comprehension mats

- This ONE reading resource is all you need to build reading fluency through repeated reading.
- Help students build reading comprehension skills with follow-up questions and activities for each passage.
- 20 engaging reading passages provide variety and keep interest high!
- Save time as your reading comprehension activities are ready for you!
- This no-prep, versatile resource is great for independent reading, reader's workshop, small groups, sub-plans, morning work, literacy centers, home practice, and more!



"We used these whole class in the fall and with small groups. Like the fluency component as well as the comprehension questions. Thanks for another great resource."

Name: _____

All About Fall

Read the passage 3 times and fill in a shape each time.

Fall is one of four **seasons**. It is after summer and before winter. It brings many changes. Leaves on trees change color and fall to the ground. **Apples, pumpkins,** and other **plants** are harvested and sold.



Illustrate the story

Draw a picture to show the story.



Complete the Activity

Highlight 4 plural words and write them below.

1- **seasons**

3- **pumpkins**

2- **apples**

4- **plants**

Answer the Questions

Answer the questions and answer them using complete sentences.

1. What is fall?

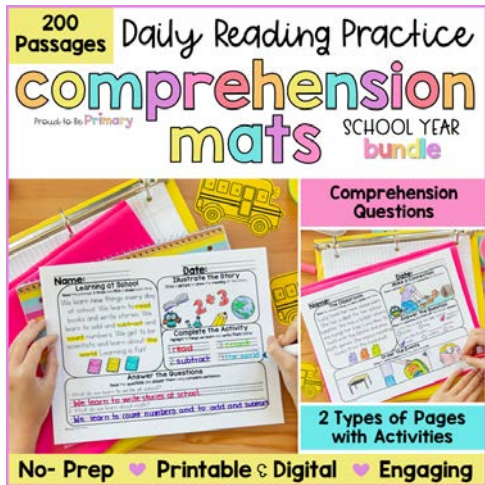
It is the time when leaves **change color and fall.**

2. What is harvested in fall?

Apples, pumpkins, and other plants are harvested.

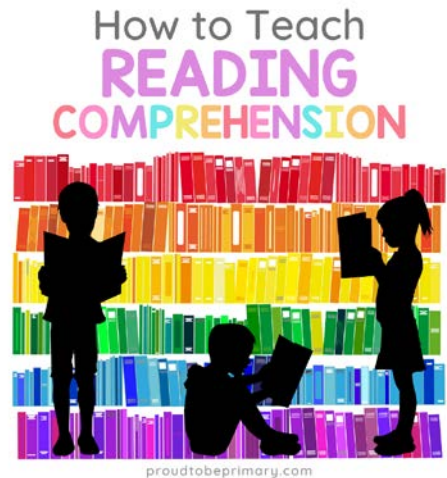
"I love these comprehension mats for speech language therapy. Short and simple stories with comprehension questions that aid in developing early elementary literacy skills."

Learn More About comprehension mats



*Love this resource? Get
3 months for FREE with
the Comprehension Mats
BUNDLE with passages
for the whole year.*

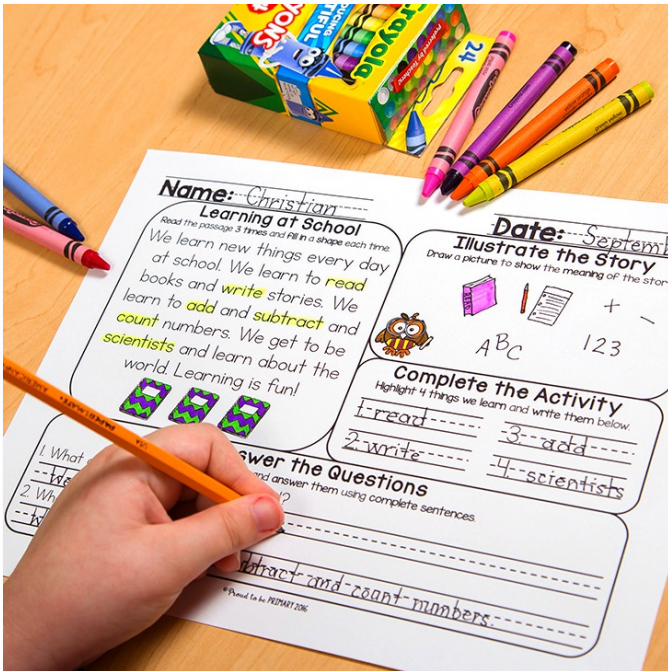
Learn more about using
Comprehension Mats to help
you teach reading in K-2!



Want a FREE Sample of comprehension mats



SIGN UP TO GET A FREE SET OF
COMPREHENSION MATS FOR FREE!



I'd love for you to try this
resource with your students
to see if they are a perfect fit
for your students!

[CLICK HERE TO
GRAB YOUR
FREE SAMPLE!](#)