


# Daily Listening Practice

# listening mats

## for November



**20 Fun  
Listening  
Activities**

**3 Types of  
Activities**

**Relatable  
Topics**

**Checklists to  
Stay on  
Track**

**No-Prep &  
Versatile**

# Type I: Listen & Color

# listening mats

Proud to Be **Primary**

Students listen to each step given or read it themselves.

They color the picture and complete the tasks as described.


Children need listening ears, a pencil, and crayons to complete.

Backgrounds, topics, and tasks are relatable to children.

**Name:** ----- **Date:** -----

**Listen & Color #3 - In the Park**

Read and listen to the each step below. Color the picture and complete the tasks as described.



Each Mat is labeled to keep track. Instructions are provided on each page.

- Draw and color 2 clouds in the sky.
- Color the garbage can and bag green.
- Color the trees that are losing their leaves.
- Draw and color 8 blowing leaves in the air.
- Draw and color a squirrel on the bench.
- Draw and color a bird sitting in a tree.
- Color the dog brown with a pink nose.
- Color the boy's hat blue and shirt red.

Use as an assessment tool to check listening skills and ability to follow directions.

© Proud to be PRIMARY 2016


Clear and specific steps to complete in the picture provided.

Name: -----

Date: -----

## Listen & Color #4 - STEM Time

Read and listen to the each step below. Color the picture and complete the tasks as described.



 Write "STEM Time" on the whiteboard.

 Color the classroom door brown.

 Add onto the tower and color it yellow.

 Draw a pile of blocks on the ground.

 Color 2 stools blue and the table red.

 Color the standing girl's clothes.

 Add a design and color the carpet purple.

 Color the tablet and headphones pink.



# Type 2: Follow Directions & Draw

# listening mats

Proud to Be **Primary**

Students **listen to each task given** or **read it themselves**.


They **draw the picture by following the directions given**.

Children need listening ears, a pencil, and crayons to complete.

Backgrounds, topics, and tasks are relatable to children.

**Name:** ----- **Date:** -----

**Follow Directions & Draw #2 - At the Farm**  
Read and listen to the each task below. Draw and Follow each direction given.



Draw a big barn and a silo on the hill to the left.

Draw a scarecrow standing in the field.

Draw a turkey with 6 feathers.

Draw the sun and 3 birds in the sky.

Draw rows of wheat in the field.

Color your picture with 5 or more colors!

© Proud to be PRIMARY 2016

Each Mat is labeled to keep track. Instructions are provided on each page.

Use as an assessment tool to check listening skills and ability to follow directions.


Clear and specific items to draw to complete in the picture provided.

Name: \_\_\_\_\_

Date: \_\_\_\_\_

## Follow Directions & Draw #5 - The Dinner Table

Read and listen to the each task below. Draw and follow each direction



Draw a chair at each end of the table.



Draw a cooked turkey on a platter in the middle of the table.



Draw two plates piled high with food.



Draw a sign hanging on the wall that says "HAPPY THANKSGIVING!"



Draw 3 more dishes of food on the table.



Color your picture with 5 or more colors!

# Type 3: Visualize & Draw

# listening mats

Proud to Be **Primary**


Students read, listen to, and visualize the story given.  
They draw and color a detailed picture of the story.

Children need listening ears, a pencil, and crayons to complete.

**Name:** \_\_\_\_\_ **Date:** \_\_\_\_\_

**Visualize & Draw #1 - Turkey Trouble**

Read, listen to, and visualize the story below. Draw and color a detailed picture of the story.



It is Thanksgiving and the farmer needs a turkey. He goes to his barn to find one. The turkey runs away and hides in a tree. The farmer searches until he finds the turkey. He climbs the tree but the turkey flies away.

© Proud to be PRIMARY 2016

Each Mat is labeled to keep track. Instructions are provided on each page.

Use as an assessment tool to check listening skills and ability to follow directions.

2 variations of backgrounds are provided: One blank and one with an image to help.

Visualize the story as it is being read or read it independently.

Name: \_\_\_\_\_

Date: \_\_\_\_\_



## Visualize & Draw #4 - At the Library

Read, listen to, and visualize the story below. Draw and colour a detailed picture \_\_\_\_\_ story \_\_\_\_\_



After school, Victor and his dad went to the library. He listened to storytime. Victor played on the computer. He found a collection of animal books to read. Victor got to take 5 books home with him. He enjoys the library!




Name: Stoan

Follow Directions & Draw #2 - At the Farm

Read and listen to the each task below. Draw and Follow each direction given.

Date: Nov. 14



Draw a big barn and a silo on the hill to the left.

Draw a farmer with a wheelbarrow.

Draw 4 rows of wheat in the field.

Draw a scarecrow standing in the field.

Draw a turkey with 6 feathers.

Draw the sun and 3 birds in the sky.

Color your picture with 5 or more colors!

© Proud to be PRIMARY 2016

## Use listening mats for...

♥ Independent work

♥ Whole group activities

♥ Small group instruction

♥ Morning work

♥ Literacy centers

♥ Fast finishers

♥ Assessments

♥ Sub-plans

♥ Home practice



# Why You Need listening mats

Proud to Be Primary

- This ONE ELA resource is all you need to build listening skills through repeated following directions activities all school year.
- Help students build reading comprehension skills by following the instructions on each page.
- 20 engaging listening activities provide variety and keep interest high!
- Save time as your listening activities are ready for you!
- This no-prep, versatile resource is great for independent work, whole group activities, small groups, sub-plans, morning work, literacy centers, home practice, and more!



"These activities are a great way for students to practice their listening skills."



**Name:** Sloan

**Date:** Nov. 14

**Follow Directions & Draw #2 - At the Farm**  
Read and listen to the each task below. Draw and Follow each direction given.

field

- Draw a big barn and a silo on the left.
- Draw a farmer with a wheelbarrow.
- Draw 4 rows of wheat in the field.

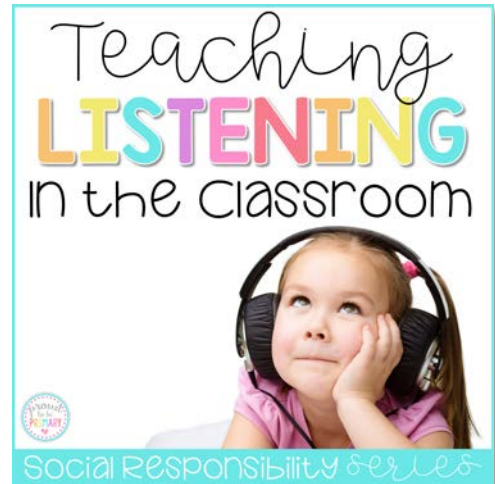
"This is great to work on while I am working one on one with other students."

# Learn More About listening mats



*Love this resource?*  
Get 3 months for FREE  
with the Listening Mats  
BUNDLE with listening  
activities for the  
whole year.

Learn more about using  
Listening Mats to help your  
students follow directions!






# Want a FREE Sample of listening mats



SIGN UP TO GET A FREE SET OF  
LISTENING MATS FOR FREE!



I'd love for you to try this  
resource with your students  
to see if they are a perfect fit  
for your students!

[CLICK HERE TO  
GRAB YOUR  
FREE SAMPLE!](#)