

Writing Practice for May

writing mats

Name: Waylon

Date: May 17



I help at home by cleaning
my room and making the
bed.

Word List
Use the words and pictures
to help create your story.



cooking



dusting



vacuuming



making the
bed



setting the
table



cleaning
the table

Color in the
checkmark
to show you
have used
this writing
convention.



use capitals



use punctuation



use spaces



print neatly



stretch out words



reread it

Writing Checklist: I can...

© 2018/2020 Proud to Be Primary

**Picture &
Word
Support**

**20 Engaging
Prompts**

**Valuable
Topics**

**Writing
Conventions
Checklist**

**3 Styles:
Blank,
Interlines, &
Solid Lines**

Printable & Google Slides by Proud to Be Primary

May Writing Topics

writing mats

1. Mother's Day
2. I Love My Mom
3. My Mom and I
4. My Mother's Day Gift
5. My Grandmother
6. My Brother/Sister
7. Helping at Home
8. Memorial Day
9. Sunny Weather
10. Flowers are Important
11. My Favorite Fruit
12. At the Movies
13. Family Time
14. At the Aquarium
15. Things I Collect
16. Our Class Pet/If We
17. My Classroom Jobs
18. Sports Day
19. When I Grow Up
20. Nursery Rhymes

Printable writing mats







20 different Writing Mats for each month. Each mat comes in 3 styles: interlines, solid lines, or blank pages with either a sentence starter or title. Every mat covers a different writing topic with themed word list.

A variety of topics and sentence starters included to keep engagement high.

Write and illustrate stories about high interest topics and relatable themes.

Name: _____ Date: _____

Word List
Use the words and pictures to help create your story.

 love	 play
 hug	 dance
 read	 sing

Writing Checklist: I can...

<input checked="" type="checkbox"/> use capitals	<input checked="" type="checkbox"/> use punctuation	<input checked="" type="checkbox"/> use spaces	<input checked="" type="checkbox"/> print neatly	<input checked="" type="checkbox"/> stretch out words	<input checked="" type="checkbox"/> reread it
--	---	--	--	---	---

© Proud to Be PRIMARY 2016


Word lists support beginning writers with writing, spelling, and illustrating.

Build writing fluency by writing a short story and checking it each day.

Use the writing conventions checklist to independently check writing.

May

WRITING MATHS



Name: _____

Name: _____

Date: _____

Word List

Use the words and pictures to create your story.



swim



give hugs



fish



sports



camp



picnic

My family and I

Color in the checkmark to show you have used this writing convention.

Writing Checklist: I can...



use capitals



use punctuation



use spaces



print neatly



stretch out words



reread it

Name: _____

Date: _____

Sunny Weather

Word List

Use the words and pictures to create your story.



beach



swimming



picnic



ice cream



suntan



waterslide

Writing Checklist: I can...

Color in the checkmark to show you have used this writing convention.



use capitals



use punctuation



use spaces



print neatly



spell words



reread it

Name: _____

Date: _____

My Mother's Day Gift

Word List

Use the words and pictures to create your story.



hearts



drawing



baking



flowers



card



box

Writing area with a large watermark that says 'Writing' diagonally across it.

Writing Checklist: I can...

Color in the checkmark to show you have used this writing convention.



use capitals



use punctuation



use spaces



print neatly



spell words



reread it

Digital Writing mats

Name: I Love My Mom!

Date:

Word List
Use the words and pictures to help create your story.

love play
hug dance
read sing

Writing Checklist: I can...

- use capitals
- use punctuation
- use spaces
- add details
- spell words
- reread it

Color in the checkmark to show you have used this writing convention.

© 2016/2020 Proud to be Primary


Proud to be Primary

A link and instructions are provided to make a copy of a Google Slides™ document that you can use with your students.

Images to Use in Seesaw

writing mats


Image files for each paper are included for use with Seesaw or another secure, password-protected platform for your classroom of students.



Name: Edwin A.

Date: May 11

My Favorite Fruit



My favorite fruit is apples
because they are crisp and
juicy.

Word List

Use the words and pictures to help create your story.



bananas



strawberries



blueberries



grapes



apples



watermelon

Color in the checkmark to show you have used this writing convention.



use capitals



use punctuation



use spaces



print neatly



spell words



re-read it

Writing Checklist: I can...

© 2016/2020 Proud to be Primary

Use **writing mats** for...

- ♥ Independent writing
- ♥ Writer's Workshop
- ♥ Small group instruction
- ♥ Morning work
- ♥ Literacy centers
- ♥ Fast finishers
- ♥ Assessments
- ♥ Sub-plans
- ♥ Home practice

Why You Need writing mats

- This ONE writing resource is **all you need** to supply your writing center for the month. Build writing fluency through repeated writing.
- **20 fun writing prompts** provide variety and keep interest high!
- **Save time** as your writing activities are ready for you!
- This **no-prep, versatile resource** is great for independent writing, writer's workshop, small groups, sub-plans, morning work, literacy centers, home practice, and more!
- Help students with vocabulary and spelling with the **Picture-Word lists** match the story starter and topic.
- Use the **Writing Checklist** to encourage independence with self-checking and help students remember what they need to include.



Name: Waylon L.

Date: May 17




I help at home by
my room and make
bed.

"These are excellent, especially for struggling and average writers. Simple, yet brilliant. Highly recommend. My students loved working with these!"

Name: Edwin A.

Date: May 11

My Favorite Fruit



My favorite fruit is apples
because they are crisp and
juicy.

Word List

Use the words and pictures to help create your story.



Name: Nona M.

Date: May 5

Word List

Use the words and pictures to help create your story.



bake a

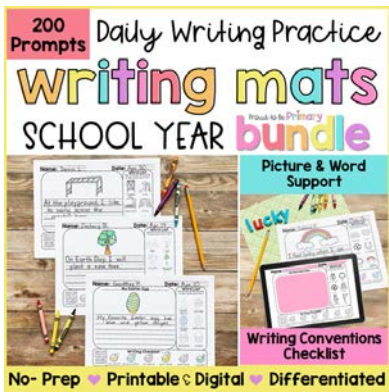
Writing Checklist: I can...

- use the writing convention
- use capitals
- use punctuation
- use spaces
- print neatly
- stretch out words
- reread it

"I used this as an activity on Seesaw and it worked very well! Students are able to type in text boxes, some even tried to use the pencil tool! Love the self-check pictures as well!"

Proud to Be Primary

Learn More About writing mats



Love this resource?
Get 3 months for FREE
with the Writing Mats
BUNDLE with prompts
for the whole year.

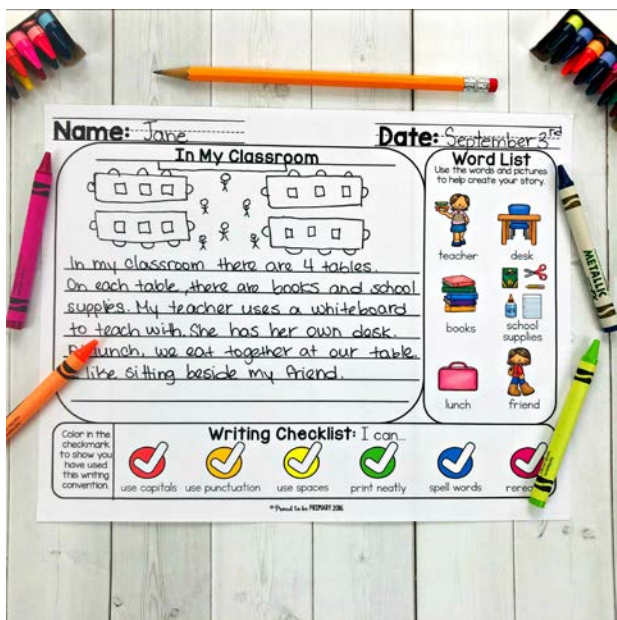
Learn more about using
Writing Mats to help you
teach writing in K-2!



Want a FREE Sample of writing mats?



SIGN UP TO GET A FREE SET OF
WRITING MATS FOR FREE!



I'd love for you to try this resource with your students to see if they are a perfect fit for your students!

[CLICK HERE TO
GRAB YOUR
FREE SAMPLE!](#)