

May Poem Activities

poetry mats



**5 Original,
Themed
Poems**

**20 Engaging
Activities**

**Covers
Important
ELA Skills**

**Build Fluency &
Comprehension**

**4 Types of
Pages**

Printable & Google Slides by Proud to Be **Primary**

The 4 Types of poetry mats

Proud to Be Primary

1 2

Name: _____ **Date:** _____

Move Your Body
Read the poem 2 times and complete the activities.
Move your hands,
Move your feet,
Get your body moving to the beat!
Shake your hips,
Turn around,
Get your body moving to this sound!
Jump up and down,
Shout 'Hooray!'
Move your body every day!

Illustrate the Poem
Visualize and draw a picture to show meaning.

Complete the Activity
Highlight 4 nouns and write below:

Answer the Questions
Read the questions and answer them using complete sentences.
1. What parts are moving to the beat?

2. What should you shout?

Name: _____ **Date:** _____

Mother's Day
Fill in the letterboxes in the poem using the word list.
Mother, Mother, Mother,
I _____ you like no other.
You are there for me in _____ way.
Caring so _____ and I must say.
Happy Mother's Day to you.
Thank you for _____ you do!
everything love every much

Make a Connection
Draw a picture to show your connection to the poem.

Answer the Question
Read the questions and check off the correct answers.
1. Mother _____ for me. ☐ smiles ☐ runs ☐ cares
2. I _____ Mother like no other. ☐ like ☐ love ☐ enjoy

Order the Events
Draw or write 3 events from the poem in order.
1 _____ 2 _____ 3 _____


Student reads the poem and completes 4 activities, including answering questions and illustrating the poem.

Student reads the poem and completes 4 activities, including letterboxes, connecting, and sequencing.

3 4

Name: _____ **Date:** _____

Amazing Animals
Fill in the missing words in the poem using the word list.
Animals are both big and small.
Some are _____, some are tall.
Animals live in a habitat.
Some in the wild or a home, like a cat.
Animals can do many _____.
Some can swim or fly with _____.
Animals are _____ and _____.
We live together in this great land!
short amazing things swings

Color the Meaning
Color pictures that match the meaning.


Rhyming Words
Find pairs of rhyming words in the poem and record.

Complete the Part
Find each part in the poem and write the missing words to complete the part.
Animals are both _____
Animals live _____
Animals can _____

Name: _____ **Date:** _____

Growing a Rainbow
Read the poem and rewrite it on the lines.
In the garden, a rainbow grows.
Red strawberries upon a vine,
Orange peaches fall in line,
Yellow lemons picked from a tree,
Green cucumbers pulled on my knee,
Blueberries small and so sweet,
Purple plums round and a treat.
In the garden, where a rainbow grows.

Complete the Tasks
Read and Follow the instructions for each task.
1. Circle 6 color words with that COLOR.
2. Circle 2 verbs with RED.
3. Circle 4 plural words with BLUE.
4. Challenge: Read as slow as you can!

Draw a Part
Underline one line in the poem and draw it below.

Student reads the poem and completes 4 activities, including filling in missing words and completing parts.

Student reads the poem and completes 3 activities, including rewriting the poem and completing a series of tasks.

poetry mats

Proud to Be Primary

Poems Included for May

1. Mother's Day
2. Amazing Animals
3. Move Your Body
4. Loose Tooth
5. Growing a Rainbow

ELA Skills Covered

- | | |
|------------------|------------------------|
| 1. Reading | 7. Illustrating |
| 2. Connecting | 8. Grammar |
| 3. Sequencing | 9. Using context clues |
| 4. Comprehension | 10. Sentence structure |
| 5. Rhyming Words | 11. Phonics |
| 6. Writing | 12. So much MORE! |

May POETRY MEETS



Name: _____

Name: _____

Date: _____

Mother's Day

Read the poem 2 times and complete the activities.

Mother, Mother, Mother,

I love you like no other.

You are there for me in every way,

Caring so much and I must say,

"Happy Mother's Day to you,

Thank you for everything you do.

Illustrate the Poem

Visualize and draw a picture to show meaning.

Complete the Activity

Write 4 'th' words and write below.

1. _____

3. _____

2. _____

4. _____

Answer the Questions

Read the questions and answer them using complete sentences.

1. What does mother do?

2. What do we celebrate mothers?

Name: _____

Date: _____

Amazing Animals

Fill in the missing words in the poem using the word list.

Animals are both big and small,
Some are _____, some are tall.

Animals live in a habitat,
Some in the wild or a home, like a cat.


Animals can do many _____,
Some can swim or fly with _____.

Animals are _____ and,
We live together in this great plan.

short amazing thin small big

Color the Meaning

Color pictures that match the meaning.



rhyming Words

Find rhyming words in the poem and record.

_____ ↔ _____

_____ ↔ _____

Complete the Part

Use the words from the poem and write the missing words to complete the part.

Animals are both

Animals live

Animals can

Name: _____

Date: _____

Move Your Body

Fill in the letterboxes in the poem using the word list.

Move your ,

Move your feet,

Get your body moving to the beat!

Shake your ,

Turn ,

Get your body moving to this sound!

Jump up and down,

Shout "Hooray!"

Move your  very !

hips body our h

Make a Connection

Draw a picture to show your connection to the poem.

Answer the Question

Read the poem and check off the correct answers.

1. Get your body moving to the _____.

☐ beat

☐ tune

☐ song

2. Get your body moving to this _____.

☐ drum

☐ beat

☐ sound

Order the Events

or write 3 events from the poem in order.

1

2

3

Name: _____

Date: _____

Growing a Rainbow

Read the poem and rewrite it on the lines

In the garden, a rainbow grows.

Red strawberries upon a vine,

Orange peaches fall in line,

Yellow lemons picked from a tree,

Green cucumbers pulled on my knee

Blueberries small and so sweet

Purple plums round and neat.

In the garden, where a rainbow grows.

Handwriting practice lines (dashed midline) for rewriting the poem.

Complete the tasks

Read and follow the instructions for each task.

1. Circle 6 words with that COLOR.
2. Circle 2 verbs with RED.
3. Circle 4 plural words with BLUE.
4. Challenge: Read as slow as you can!

Draw a Part

Underline one line in the poem and draw it below.

Digital poetry mats

Name: _____

Mother's Day

Fill in the missing words in the poem using the word list.

Mother, _____, Mother,

I love you like no other.

You are there for me in every way,

_____ so much and I must say.

_____ Mother's Day to you,

_____ you for everything you do!

Caring Mother Thank Happy

Date: _____

Cover the Meaning
Cover pictures that match the meaning.



Rhyming Words

Find pairs of rhyming words in the poem and record.

_____ ↔ _____
_____ ↔ _____

Complete the Part

Find each part in the poem and write the missing words to complete the part.

I love _____

You are _____

Happy _____

© 2013 to Present - Elise Rycroft, Proud to be Primary

A link and instructions are provided to make a copy of a Google Slides™ document that you can use with your students.

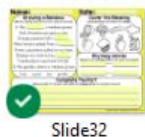




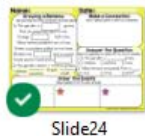

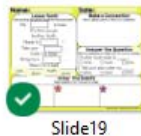
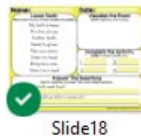

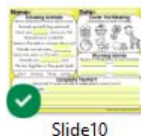
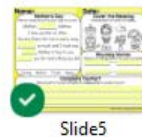


Images to Use in Seesaw

poetry mats

Proud to Be Primary

Image files for each sheet are included for use with Seesaw or another secure, password-protected platform for your classroom of students.





Use **poetry mats** for...

- ♥ Whole group reading
- ♥ Small group instruction
- ♥ Fast finishers
- ♥ Independent practice
- ♥ Morning work
- ♥ Assessments
- ♥ Literacy centers
- ♥ Sub-plans
- ♥ Home practice

Why You Need poetry mats

Proud to Be Primary

- This ONE poetry resource is all you need to build reading fluency through repeated reading for a month.
- Help students build reading comprehension skills with follow-up questions and activities for each poem.
- 5 original themed poems provide variety and keep interest high!
- Save time as your non-prep poetry activities are ready for you!
- This differentiated, versatile resource is great for whole group reading, independent reading, small groups, sub-plans, morning work, literacy centers, home practice, and more!
- They build reading confidence and kids love them!



Amazing Animals

Animals are both big and small,
Some are short, some are tall,
Animals live in a habitat,
Some in the wild or a home, like a cat.
Animals can do many things,
Swim or fly with wings,
Animals are amazing and,
We live together in this great land!

"My students love getting their weekly poems and I love that these activities hit on sooo many standards."

"I think it's a great way to introduce poetry and I love how it also ties in other language arts material (verbs, blends, comprehension)"

Name: Arley Amazing Animals

Fill in the letterboxes in the poem using the word list.

Animals are both big and small.
Some are short, some are tall.
Animals live in a habitat.
Some in the wild or a home, like a cat.
Animals can do many things,
Some can swim or fly with wings.
Animals are amazing and,
We live together in this great land!

habitat swim small home

Order the Events

Draw or write 3 events from the poem in order.


1 Animals are big and tall.

2 Animals live in a habitat.

3 Animals are amazing.

Date: May 1 Make a Connection

Draw a picture to show your connection to the poem.



Answer the Questions

Read the questions and check off the correct answer.

1. Animals are short and ☐ tiny ☒ tall
2. Some animals swim and some ☐ change ☒ fly

Learn More About poetry mats



Love this resource?
Get 4 months for FREE with
the Poetry Mats BUNDLE
with poems and activities
for the whole year.

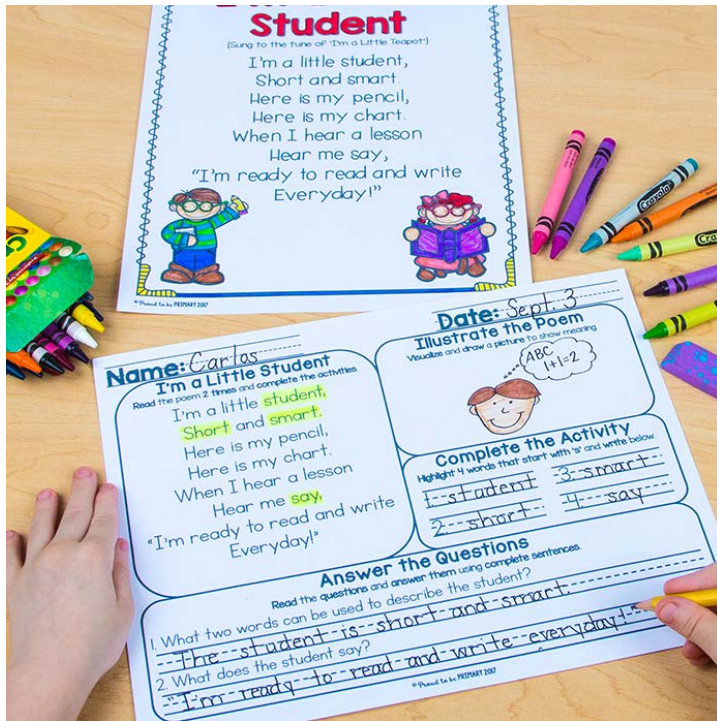
Learn more about using Poetry
Mats to help you teach poetry
in K-2!



Want a FREE Sample of poetry mats



GET A FREE POEM &
ACTIVITIES FOR FREE!



I'd love for you to try this
resource with your students
to see if they are a perfect fit
for your students!

[CLICK HERE TO
GRAB YOUR
FREE SAMPLE!](#)