

May SEL MORNING MEETINGS

4 Weeks of Editable Materials

Proud to Be
Primary



Slides

Cards

Posters

Planner

SEL MORNING MEETINGS

What's Included in this Resource

- ♥ A month of morning meeting slides (4 weeks + extra week to customize)
- ♥ 105 EDITABLE slides
- ♥ A variety of greetings, sharing questions, & activities included
- ♥ Morning message slides
- ♥ Beautiful, unique clipart
- ♥ BONUS 1: Printable cards for every slide
- ♥ BONUS 2: Planner templates to organize meetings
- ♥ BONUS 3: Guideline & routine posters to teach expectations



SEL MORNING MEETINGS

See What's Included


Editable Slides



Printable Cards



Planners



Posters



SEL MORNING MEETINGS

4 Types of EDITABLE Slides



GREETING

BUTTERFLY:
While saying good morning to classmates, hook thumbs together and wave your fingers.

Monday

The slide features a colorful illustration of a garden scene with a butterfly, a ladybug, a bee, a frog, a snake, and a beehive. A jar of honey is also visible.



SHARE

Tell us about a time you touched a bug. How did it make you feel?

Monday

The slide features a colorful illustration of a garden scene with a butterfly, a ladybug, a bee, a frog, a snake, and a beehive. A jar of honey is also visible.

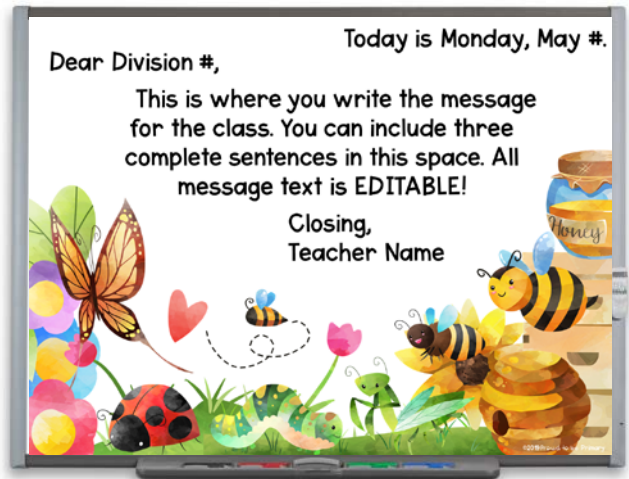


ACTIVITY

ROLE PLAY
Act out showing empathy in this situation:
Your classmate is moving to a new school. They don't want to leave.

Thursday

The slide features a colorful illustration of a garden scene with a butterfly, a ladybug, a bee, a frog, a snake, and a beehive. A jar of honey is also visible.



Dear Division #,

Today is Monday, May #.

This is where you write the message for the class. You can include three complete sentences in this space. All message text is EDITABLE!

Closing,
Teacher Name

The slide features a colorful illustration of a garden scene with a butterfly, a ladybug, a bee, a frog, a snake, and a beehive. A jar of honey is also visible.

SEL MORNING MEETINGS

Has What Teachers LOVE!

- This ONE morning meeting resource is all you need to facilitate a 15 minute meaningful morning meeting in your classroom each day!
- Use the greetings, sharing questions, activities, and messages to build healthy relationships and a strong classroom community.
- Save precious planning time and get organized as the slides and prompts are done for you!
- Facilitate meaningful discussions and keep kids engaged in important activities that build social and emotional skills.
- Editable slides allow you to customize and upload to an online platform!
- Many different greetings, sharing questions and activities included to keep interest high!
- You will have ALL the materials you need for a successful morning meeting!



Teachers Love these

Classroom Meeting
CARDS

Classroom Meeting
ACTIVITIES

For May

WOULD YOU RATHER
Would you rather be 3 feet
tall?

Renee K.



"My students have really enjoyed using these Morning Meeting slides over the last month! I do student-led Morning Meetings and the predictability, but engaging questions allow my students to feel successful both participating in and leading the meetings. I also appreciate that they are editable! Thank you!"

SHI

For

SHARING

"Think-Pair-Share" with
a partner about losing.
How does it feel and
what are some ways to
handle it?

ACTIVITY

everyone dances as
plays. When the mus
each person must f
immediately and hol
position until the music
again.

Our morning meetings are
enjoyed in thousands of
classrooms worldwide!



Use this morning meeting RESOURCE

for...

- ♥ Classroom meetings
- ♥ Transitions
- ♥ Small groups
- ♥ Counseling sessions
- ♥ Brain breaks
- ♥ & more!

Classroom Meeting ACTIVITIES

For May

DO YOU RATHER
rather be 3 feet
tall and why?
reasons with a
d then, with the
class.



Classroom Meeting GREETING

For May

PINK MAKE:

Greet class
your
and

GREETING

linking
irs

BUG TALK:

Greet classmates by saying
"Good morning, _____!" while
using a bug voice.



ACTIVITY

FREEZE DANCE

Everyone dances as the music
plays. When the music stops,
each person must freeze
immediately and hold that
position until the music begins
again.



SEL MORNING MEETINGS

Daily Social-Emotional Topics

A stylized beehive graphic with a yellow and brown color palette, featuring a small black bee on the left side.

MINDFUL
MONDAY

Today we will practice
mindfulness strategies!

A stylized beehive graphic with a yellow and brown color palette, featuring a small black bee on the left side.

TAKE-CHARGE
TUESDAY

Today we will practice
being responsible!

A stylized beehive graphic with a yellow and brown color palette, featuring a small black bee on the left side.

WISE
WEDNESDAY

Today we will practice
being self-aware!

A stylized beehive graphic with a yellow and brown color palette, featuring a small black bee on the left side.

THOUGHTFUL
THURSDAY

Today we will practice being
socially aware and thankful!

A stylized beehive graphic with a yellow and brown color palette, featuring a small black bee on the left side.

FRIENDLY
FRIDAY

Today we will be a friend
and practice kindness!

SEL MORNING MEETINGS

Greetings

The classroom meeting begins with a greeting. The class greets each other briefly, in a friendly way. Each greeting brings us the class together into a circle. This is a quick way to connect and foster community!



SEL MORNING MEETINGS

Sharing

The classroom meeting continues with sharing. The class reads the question or directions provided. This is a time to share thoughts and opinions openly, while listening respectfully. This is a nice way for everyone to get to know each other better!

SHARE

Tell us about a time you touched a bug. How did it make you feel?



SHARE

"Think-Pair-Share" with a partner about losing. How does it feel and what are some ways to handle it?



SHARE

Share something you are grateful for that flies.



SHARE

Tell us about a time you had a hard time focusing at school. Why was it hard? What would help next time?



SHARE

"Think-Pair-Share" with a partner kind words you can say to someone who is afraid.



SEL MORNING MEETINGS

Activities

The classroom meeting continues with an activity. These are short, energetic activities that get the class moving their bodies and playing as one. The activities bring everyone together to play games, move, act, dance, work together, and have fun!

ACTIVITY

For today's "mindful meditation", we will think positive thoughts. Sit up in a comfortable way. Be still, close your eyes and take deep, slow breaths in and out through your nose. Think of everything that makes you different and special. Say to yourself "I am special".



ACTIVITY

For today's "mindful movement", we will move around the room like bugs in spring.
Eg. Butterfly, Bee, Ladybug, Grasshopper



ACTIVITY

QUOTE OF THE WEEK

"It's okay to not know, but it's not okay to not try."

Think about the quote and share with a partner what you think this quote means. Share your thoughts and discuss with the class. Write the quote on a piece of paper and decorate it. Bring it home to share with your family.



ACTIVITY

ROLE PLAY
Act out being responsible in this situation:
A friend is having a hard time on the work you just finished.



ACTIVITY

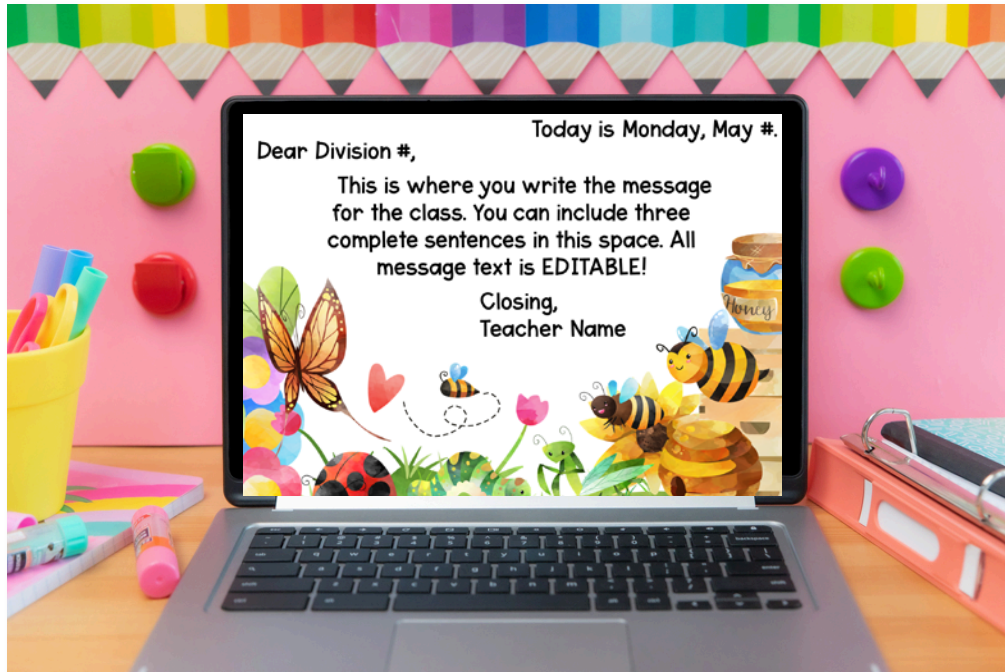
IF YOU REALLY KNEW ME
In pairs, take turns silently listening to each other for one minute. During that minute, you will finish off the sentence, "If you really knew me, you would know that...". Possible things to share would be about your family, school, favorite things, or anything else. After each sentence, the listener repeats it back, while adding the new bit of information they learned about that person.



SEL MORNING MEETINGS

Morning Messages

The classroom meeting ends with a morning message. Write a short message that let's kids know what to expect for the day, as well as the date. Read it to them or together at the end of the meeting as a way of transitioning to the next activity.



SEL MORNING MEETINGS

A Month of Slides At a Glance



SEL MORNING MEETINGS

BONUS #1: Printable Cards

A set of EDITABLE cards are included for all greeting, sharing, and activity slides. Simply print and cut to create a set that you can use as you wish. Add them to a ring and hang them on your board for easy prep morning meetings!



SEL MORNING MEETINGS

BONUS #2: Posters

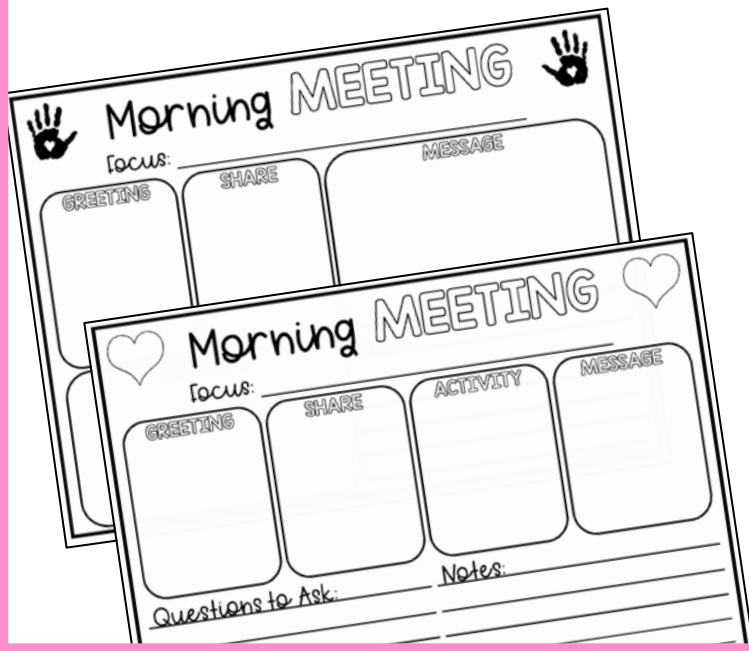
Posters are included to teach guidelines for each part of the meeting. Use them to teach the class what the different parts of the meeting are and what the expectations are. There are three posters included: greeting, sharing, and activity. They are included in color and black & white.



SEL MORNING MEETINGS

BONUS #3: Planners

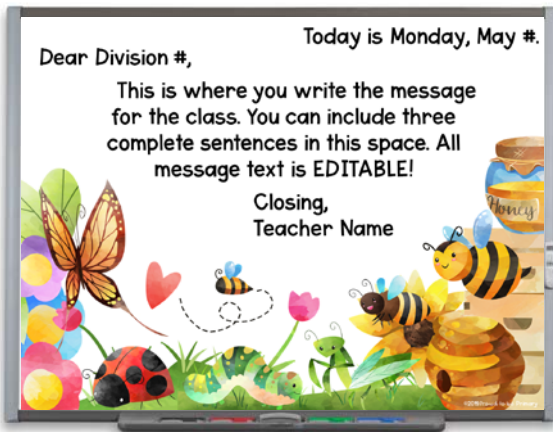
Planner templates are included to help organize your morning meeting. Simply print a copy, record the greeting, sharing, activity, message, and any questions or notes you may have about that day's meeting. A version for an afternoon meeting is included if you wish to run your classroom meeting later in the day!



SEL MORNING MEETINGS

How to Use this Resource

- ✓ This resource is ready to go! Simply download and unzip the folder. Open the PowerPoint file or PDF document you want to use.
- ✓ Project it onto your whiteboard, screen, or SmartBoard.
- ✓ You only need to type in your daily morning message onto the slide. The rest is created for you!
- ✓ Everything is EDITABLE if you wish to change any of the wording!
- ✓ You can also open the file on your tablet, upload the editable PPT file to Google Slides, or use the included printable cards. The options are endless!



NOTES:

- The font used in the PPT files are not embedded or included. Fonts are embedded in the PDF documents.
- You can purchase the one I used [HERE](#) (APL Real Talk) or try a similar FREE font like [THIS ONE](#) or [THIS ONE](#).
- To eliminate the blue boxes in the PDF, click the top right 'Highlight Existing Fields' option.

Teachers Love these meetings



QUARE

Debbie R.



"My students LOVED the different ways to greet each other! I loved the format and all the different choices I could use! I cannot wait to get the rest of the months! Thank you!"

What would you do if someone teased you about your name?

SHARING



©2019 Proud to be Primary

Our morning meetings are enjoyed in thousands of classrooms worldwide!

Learn More About

Proud to Be Primary

SEL MORNING MEETINGS

Learn about teaching an effective morning meeting in K-2 with our morning meeting resources.

CLICK to learn more!



Social-Emotional Resources for K-2



Click the images to see the SEL morning meeting BUNDLE & resources with EVERYTHING you need for a year of SEL!

Want a FREE Sample of SEL MORNING MEETINGS?



SIGN UP TO GET A WEEK OF MORNING MEETINGS FOR FREE!



I'd love for you to try a sample of the MIND+HEART SEL Morning Meetings with your students to see if it is a perfect fit for you and your students!

[CLICK HERE TO GRAB YOUR FREE SAMPLE!](#)

SEL MORNING MEETINGS

Background

The mind+heart SEL Morning Meeting resource aligns to the CASEL framework of the 5 core competencies for SEL (self-awareness, self-management, responsible decision making, social awareness, and relationship skills), as well as other state SEL initiatives. It also follows the Responsive Classroom organization of a morning meeting with a greeting, sharing, group activity, and morning message.

The ultimate goal of this resource is to help teachers incorporate SEL into the classroom during short chunks of available time. With the low-prep format of this resource, teachers can easily post and flip through the daily slides that will guide and lead the classroom meeting seamlessly and effectively.

Through a daily classroom meeting, the classroom environment will be enhanced, relationships will develop, and community will grow. Daily classroom meetings can and will dramatically change the climate of your classroom for the better! Children will connect with and learn about peers and develop social skills, while openly sharing about themselves and developing self-awareness at the same time.